



USER'S MANUAL

*Voucher Management System (VMS)
Release 17.0.0.0*

U.S. Department of Housing and Urban Development

August 2021



TABLE OF CONTENTS

	<u>Page #</u>
1.0 GENERAL INFORMATION	2
1.1 System Overview	2
1.2 Technical Support	2
1.3 Organization of the Manual.....	2
1.4 Contingencies and Alternate Modes of Operation	3
2.0 GETTING STARTED	5
2.1 Logging into VMS	5
2.2 System Menu.....	9
2.3 Changing User ID and Password.....	10
2.4 Exiting VMS and Logging Out	11
2.4.1 Exiting VMS	11
2.4.2 Logging Out of WASS System.....	11
3.0 USING THE VMS SYSTEM (PHA USER)	14
3.1 Manage PHA Data	15
3.2 Navigate to Desired Monthly Submission.....	15
3.2.1 PHA List of Submissions	16
3.2.2 View List of All Submissions	18
3.3 Enter, Modify, View Data	21
3.3.1 Select the data entry tab you want	21
3.3.2 Key Data into Fields	24
3.3.3 Question Marks Provide Help.....	25
3.3.4 Reset Button	25
3.4 Validate Data.....	26
3.4.1 Basic Validation	27
3.4.1.1 Mandatory Field Check.....	27
3.4.2 Hard Edit Validation	28
3.4.2.1 Hard Edit Error Messages	28
3.4.3 Cross Validation	52
3.4.3.1 Fields Subject to Cross Validation.....	53
3.4.4 Save Data.....	54
3.5 Point-of-Contact Pre-Population and Email Feature	55
3.6 Submit Monthly Data	57
3.6.1 Validation History.....	61
3.6.2 Submission History	62
3.7 Print Monthly Submission.....	63
3.7.1 Individual Tab Prints	63
3.7.2 Individual Submission Print	64
3.7.3 Multiple Submissions Report	66
3.7.4 Submission Status PDF Report	67
4.0 PRIOR MONTH CORRECTIONS	70
4.1 Entering the Correction	70
4.1.1 PMC Data Entry Form	71
4.1.2 Range Check Validation	78
4.1.3 Status Checking	82
5.0 VIEW AND REVIEW PHA SUBMISSION (HUD User)	85
5.1 View PHA Data Tabs.....	85
5.2 Review and Approve Pending Hard Edits.....	92
5.3 Review and Approve Prior Month Corrections	96
5.3.1 PMC Approval by PHA	96
5.3.2 PMC Approval by FA	99



5.3.3	PMC Approval / Disapproval Screen	100
5.3.4	PMC Approval / Disapproval Email to PHA	101
5.3.5	PMC Daily Pending Report via Email	101
6.0	Executive Summary	104
6.1	PHA Summary	104
6.1.1	Allocations and Balance	105
6.1.2	Recap Worksheet	105
6.1.3	Utilization Graphs	106
6.2	National/Regional/State/FO Executive Summary	107
7.0	GENERATE REPORTS	109
7.1	VMS Non Submitter Report.....	109
7.2	VMS Data Collection Report	112
7.3	VMS Leasing and Unit Expense Report (Inactive)	116
7.4	VMS Hard Edit Report (for FA)	119
7.5	VMS PMC Status Report by FA	123
7.6	VMS PMC Status Report by FMC Division	127
7.7	VMS PMC FMC Status Report	131
8.0	APPENDICES	1
8.1	APPENDIX A: FORM HUD 52681-B FIELD DEFINITIONS	1
8.1	APPENDIX B: HARD EDIT ERROR MESSAGES	33
8.2	APPENDIX C: USER ACCESS LEVELS	37

1.0 GENERAL INFORMATION



1.0 GENERAL INFORMATION

1.1 System Overview

The Voucher Management System (VMS) supports the information management needs of the Housing Choice Voucher Program (HCVP) and management functions performed by the Financial Management Division (FMD) and the Financial Management Center (FMC) of Public and Indian Housing and the Real Estate Management Center (PIH-REAC). This system's primary purpose is to monitor and manage Public Housing Agency (PHA) use of vouchers. VMS collects PHA data that enables HUD to fund, obligate, and disburse funding in a timely manner based on actual PHA use.

The web-based VMS application facilitates electronic submission of monthly program data by the PHAs which in turn, makes the data accessible to users in PIH-REAC, FMD, FMC, Field Offices (FO), and Headquarters (HQ). Currently, users can generate and print or download PHA monthly reports, but PIH personnel perform all budgeting and funding activities manually. The long-term goal of the VMS project is to integrate budgeting and funding activities into the VMS application and automate the currently manual tasks. Automation will be accomplished by implementing electronic entry of all relevant data, automatic data calculations, complex report generation, and automated business workflows including an online approval process.

1.2 Technical Support

For assistance accessing the WASS system, password reset, or unlocking user ID, please contact:

Technical Assistance Center
Toll Free – 1-888-245-4860
Fax – 202-485-0280
Email at REAC TAC@hud.gov

Data entry questions:

Please contact your Financial Analyst at the Financial Management Center

1.3 Organization of the Manual

This manual has been organized to familiarize the reader with the Voucher Management System. It introduces each step in the use of VMS for the user. It is organized logically from Registration, Login/Logoff procedures, Navigating to the desired screens, PHA entry, validation and submission of HCV Voucher related data, Correction of prior month submissions, (HUD User) review and approval of pending Hard Edits, Generating reports and prints. For a summary outline of this organization, review the Table of Contents.

Note: Some of the screen prints in this manual are quite detailed. In order to better see the "fine print" you can expand the size of the page using the Zoom controls located on the top bar of the display.



1.4 Contingencies and Alternate Modes of Operation

Because of the nature of its operation, VMS has no need for contingencies or alternate modes of operation from the user's point of view. Any interruption in power or connection simply requires that the user begin an operation over again.

.



2.0 GETTING STARTED



2.0 GETTING STARTED

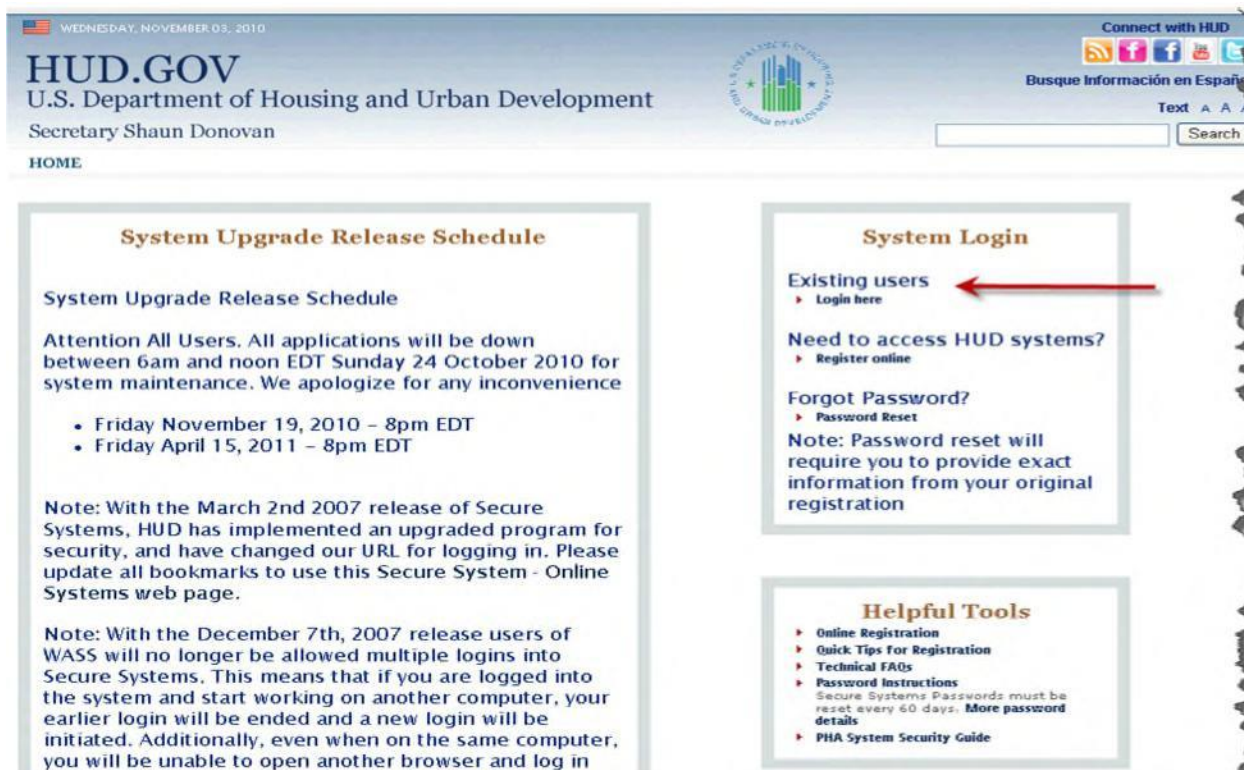
This section provides a general walkthrough of the system from initiation through exit, to enable the user to understand the sequence and flow of the system.

2.1 Logging into VMS

To access and use VMS, you must be a HUD employee or a qualified PHA employee with a valid User ID and password. User authentication is handled by the Web Access Security System (WASS) using Role-Based Access Control (RBAC). You must follow WASS requirements in order to obtain a user-ID and password. Once you have your User ID and Password you will be able to log into the system.

2.1.1 PHA Users:

2.1.1.1 From the [HUD.GOV](http://www.hud.gov) homepage at <http://www.hud.gov/offices/reac/online/reasyst.cfm> (which you should have bookmarked), and click on the “Login here” link.



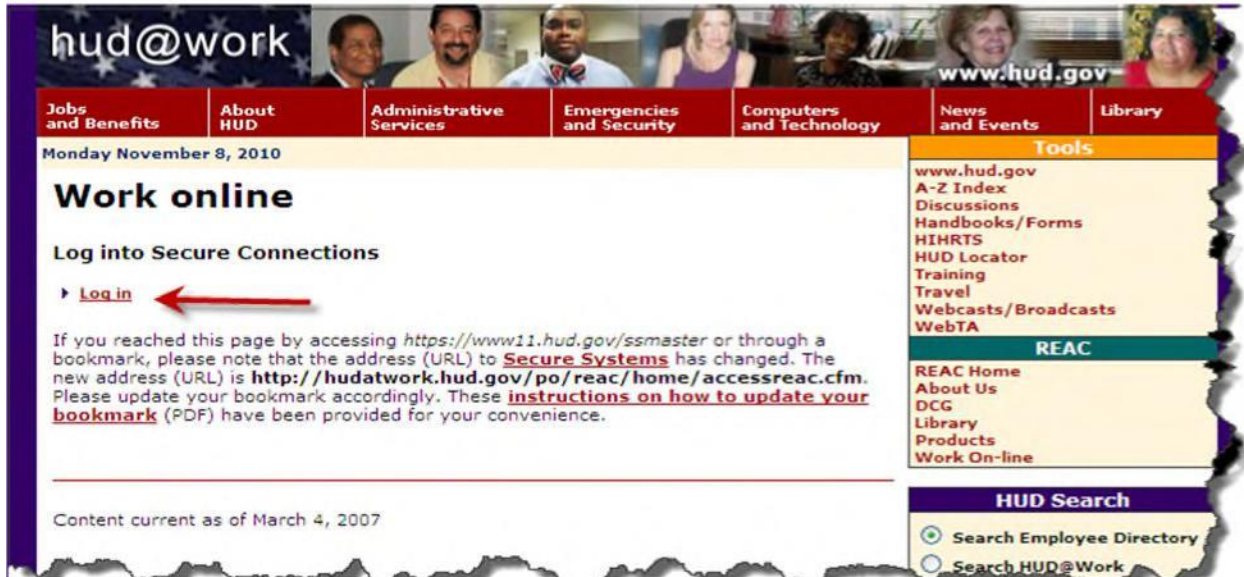
HUD On-line Internet Home Page

NOTE: It is recommended that you “bookmark” this page to easily access it in the future. To “bookmark” the page, simply “right-click” the “Login here” link and select “Add to Favorites...” from the pop-up menu.



2.1.2 HUD Users Log into VMS:

2.1.2.1 From the HUD homepage at <http://hudatwork.hud.gov/po/reac/home/accessreac.cfm>, click "Log in" link.



HUD at work Online Login Screen

2.1.3 All users from this point on:

2.1.3.1 The User Login page displays. Enter the User ID and Password, and click on the "Login" button.



WASS – User Login Screen



2.1.3.2 The “Rules of Behavior for HUD Systems” page displays once you are logged in.

(This page will display only for first time login and once a year).

User Login help | search | home | logout

Secure Systems

RULES OF BEHAVIOR FOR HUD SYSTEMS

The U.S. Department of Housing and Urban Development has granted access to you to utilize the Department's automated information resources. However, as a condition of receiving this access, you are required to be aware of the Department's system security policies and to abide by these policies. Security policy emphasizes awareness practices for the purpose of safeguarding the Department's valuable information resources.

The system user identification (USERID) and password issued to you are your means to access these resources. They are to be used solely in connection with the performance of your responsibilities as set forth in your job description, contract or agreement(s) with the Department. Use by anyone other than yourself is expressly prohibited. You agree to be responsible for the confidentiality of the assigned information and accountable for all activity with your user identification (USERID). Further, you agree that you will not provide this confidential USERID/password to another user nor will you sign on to HUD systems so that another person may access or operate the workstation in your absence or on your behalf. Actions of this type constitute a breach of system security and will result in immediate termination of your assigned USERID/password from the system. In addition, you agree to:

- (a) Log-off the system when leaving the system/workstation area;
- (b) Refrain from leaving written passwords in the workstation area;
- (c) Avoid creating a personal password that can be easily associated with you;
- (d) Avoid posting printouts of sensitive output data on bulletin boards;
- (e) Avoid leaving system output reports unattended or unsecured;
- (f) Control input documents by returning them to files or forwarding them to the appropriate contact person in your office;
- (g) Avoid violation of the Privacy Act which requires confidentiality of personal data contained in government and contractor data files;
- (h) Immediately contact the HUD Inspector General's Office, as appropriate, regarding any suspected violation or breach of system security;
- (i) Cooperate in providing personal background information to be used in conducting security background checks to the extent required by Federal regulations;
- (j) Respond to any inquiries and requests for information you may receive from either the HUD Headquarters or management officials regarding system security practices.
- (k) Protect all electronic/optical media and hardcopy documentation containing sensitive information and properly dispose of it by shredding hardcopy documentation, or by contacting the HITS Help Desk to dispose of electronic/optical media.
- (l) Avoid saving sensitive HUD information on the local drive of a laptop, personally owned computer, or other mobile or portable technology ("flash drives", removable/external hard drives, etc.).
- (m) If sensitive data must be stored on any type of HUD-approved mobile/portable technology (laptops, removable hard drives, "flash drives", etc.), ensure that it is protected via encryption.
- (n) Individuals who telework or remotely access HUD information should do so only through approved remote access solutions (such as hudmobile.hud.gov), and should safeguard all sensitive information accessed in this manner.

CERTIFICATION: I have read the above statement of policy regarding system security awareness and practices when accessing HUD's information resources. I understand the Department's policies as set forth above, and I agree to comply with these requirements as a condition of being granted limited access to the Department's computer resources.

Content updated May 9, 2008 [Back to Top](#)

U.S. Department of Housing and Urban Development
451 7th Street S.W., Washington, DC 20410
Telephone: (202) 708-1112 TTY: (202) 708-1455 [Home](#) | [Privacy Statement](#)

WASS Rules of Behavior Screen

Read the “Rules of Behavior for HUD Systems”, and click on the “Accept” button at the bottom of the page.

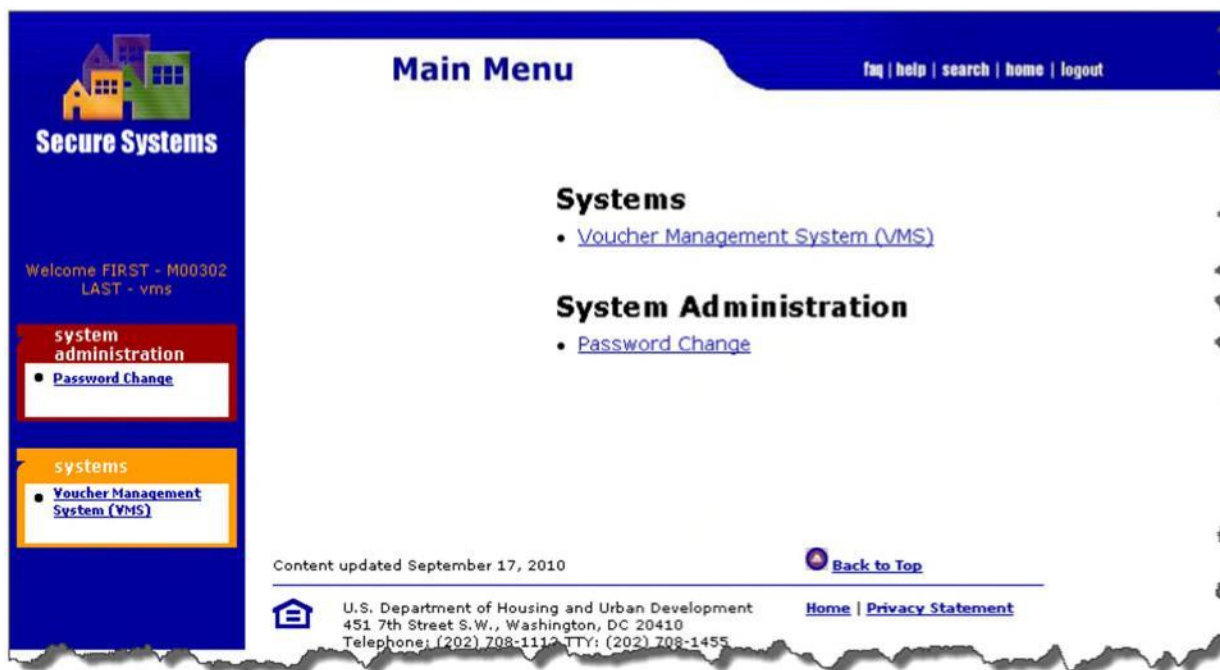


2.1.3.3 The “Legal Warning” page displays. Read the warnings, and then click the “Accept” button at the bottom of the page.



WASS Legal Warning Screen

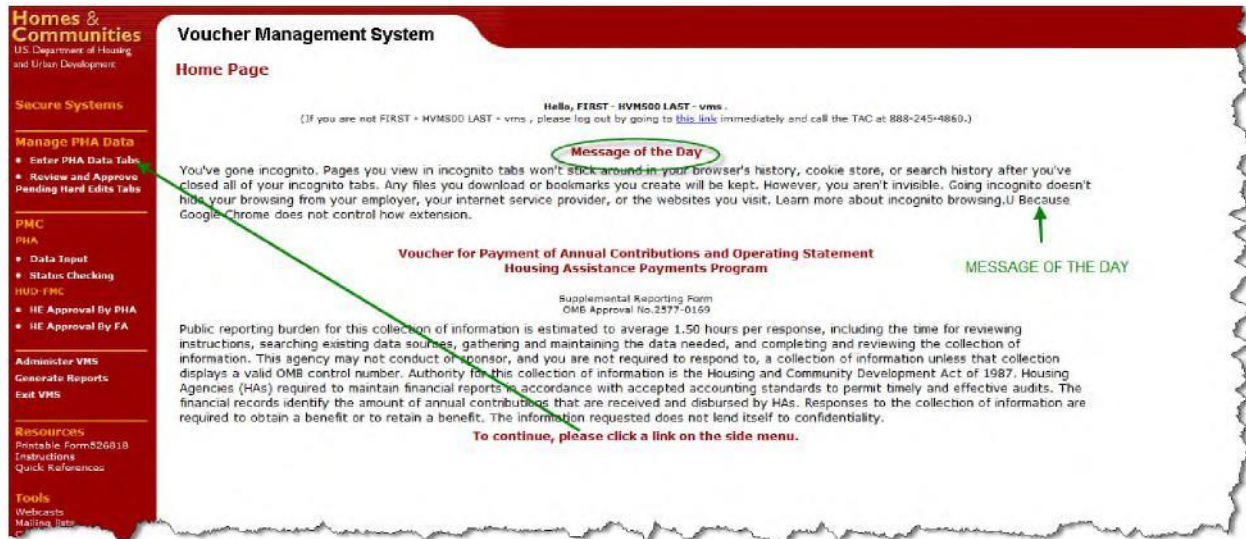
2.1.3.4 The Secure Systems Main Menu displays. Click the “Voucher Management System (VMS)” link.



WASS Main Menu Screen



2.1.3.5 The VMS home page displays.



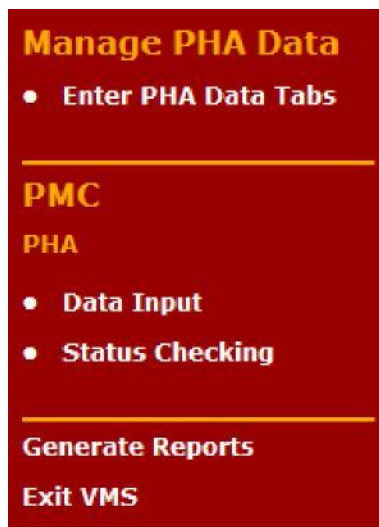
VMS Home Page

The VMS Home page displays a Message of the Day section. In this section, messages will be posted for VMS users.

NOTE: Depending on the access you have been granted in the Secure Systems and VMS, the Main Menus displayed on your screen may differ from the ones that are presented here. These screenshots displayed above may not necessarily reflect what you will actually see on

2.2 System Menu

The first VMS System page you see is the Home Page. From here you can select the following options:





2.3 Changing User ID and Password

2.3.1 Go to the PIH-REAC homepage <http://www.hud.gov/offices/reac/online/reasyst.cfm>.



REAC Internet Homepage

2.3.2 **CLICK PASSWORD RESET.**

The 'Password Reset' page appears. (see below)

Secure Systems Password Reset Screen



2.3.4 Complete the following fields, and then CLICK *Reset Password*:

In this field...	Type...
User ID	User ID (for example, M00305)
First Name	First name of the user
Last Name	Last (family) name of the user
Social Security Number	Social Security Number (<i>nnn-nn-nnnn</i> format) for the user
Mother's Maiden Name	Maiden name of the user's mother

This allows you to reset your password and continue or Log out of the system.

2.4 Exiting VMS and Logging Out

This section outlines the procedures for exiting VMS and logging out.

2.4.1 Exiting VMS

2.4.1.1 Make sure that you have saved or submitted the necessary information.

2.4.1.2 CLICK the *Exit VMS* link on the left side of the page. The 'Secure Systems Main Menu' page will appear.

2.4.1.3 If you have un-submitted data you will be prompted with the following message:



Exit Confirmation Screen

2.4.1.4 CLICK *Exit* to continue exit without submitting data. You will be taken to the Main Menu

2.4.1.5 Or CLICK *Submit PHA* to go to the data that needs to be submitted.

2.4.2 Logging Out of WASS System

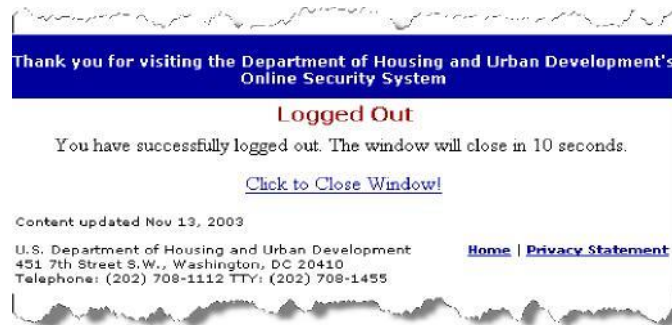


2.4.2.1 Make sure that you have saved or submitted the necessary information.

2.4.2.2 Click the Secure Systems on the left side of the page. The Secure Systems Main Menu page will appear

2.4.2.3 Click Logout at the top-right corner of the page. A message appears asking you to close all browser windows

2.4.2.4 Click *OK*. The 'Logged Out' page appears.



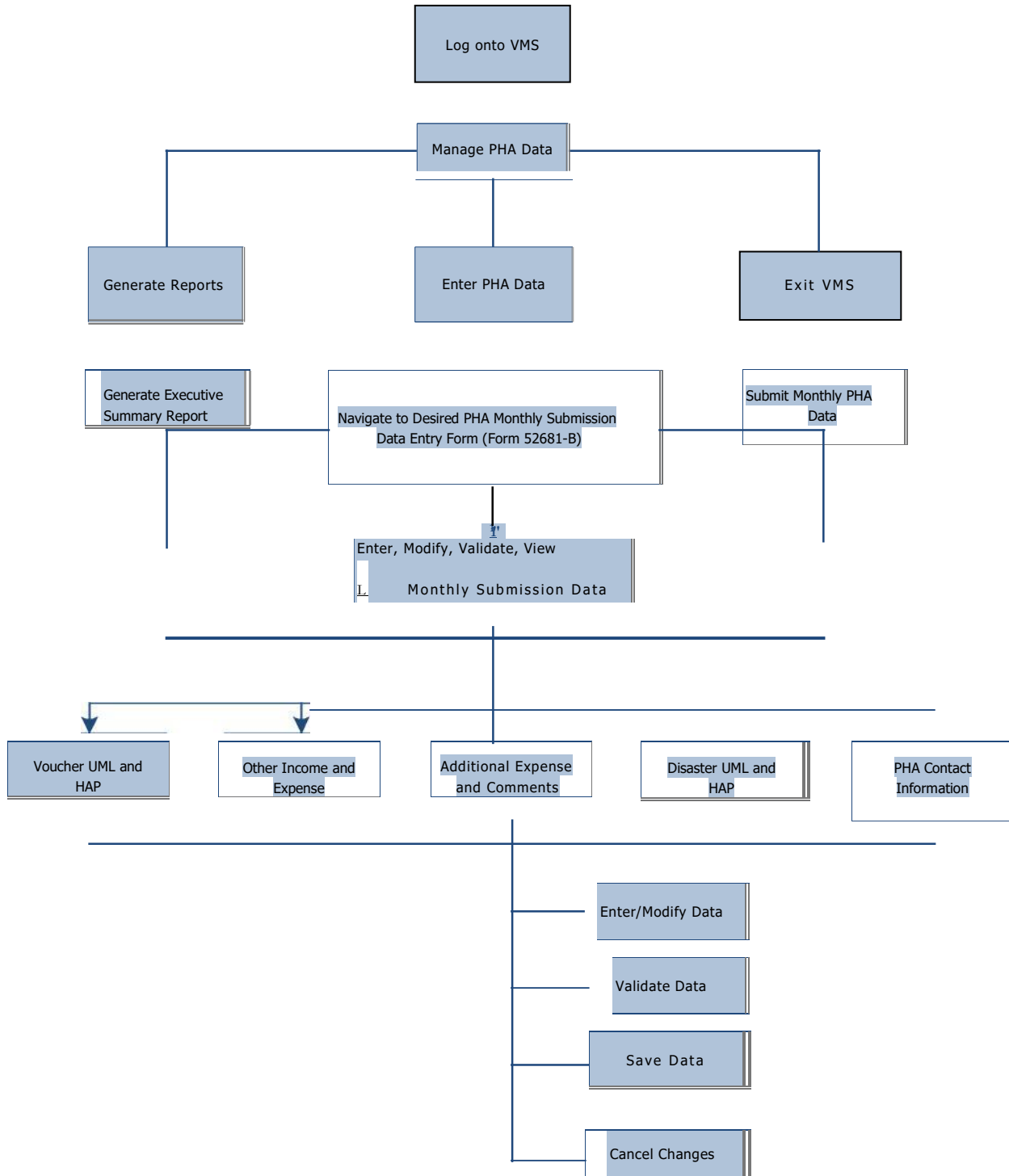
Log Out Popup Window

2.4.2.5 Close the browser window to exit REAC Online Systems.



3.0 USING THE VMS SYSTEM

3.0 USING THE VMS SYSTEM (PHA USER)



System Workflow Diagram



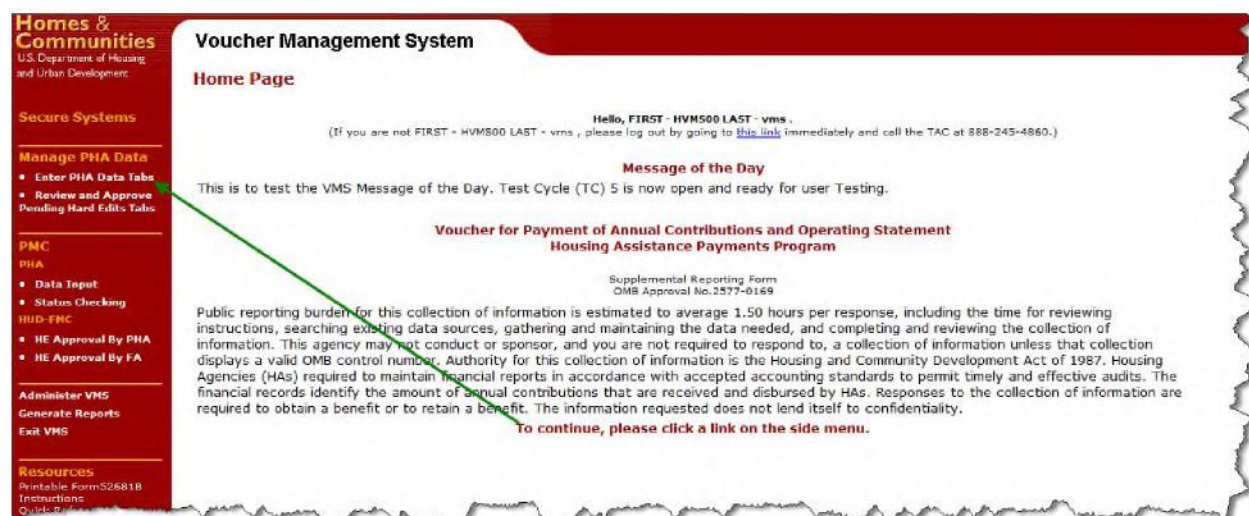
3.1 Manage PHA Data

This link is generally accessed by PHA users. Users in the housing choice voucher program and are required to maintain financial reports in accordance with accepted accounting standards in order to permit timely and effective audits. The financial records identify the amount of annual contributions that are received and disbursed by the PHA. The Voucher for Payment of Annual Contribution and Operating Statement, Form HUD 52681-B, is used by HUD to approve actual PHA program expenses for the PHA Fiscal year, and is the basis for reviewing PHA financial estimates for the subsequent fiscal year. This form is also used in conjunction with the Disaster Information System to complete the settlement processed when a Disaster Program has terminated.

PHAs are advised not to wait until the final day of the collection period to submit their data. Doing so may result in a delayed transmission of the data to HUD that could impact a PHA's funding. Failure to submit the data results in a PHA being sanctioned as a non-submitter. Incomplete submission and/or non-submissions could also affect the PHA's future years funding. PHAs need to follow the submission timeframes established by the Financial Management Center on the submission periods.

3.2 Navigate to Desired Monthly Submission

Click on "Enter PHA Data Tabs" link under the heading "Manage PHA Data" located on the left side navigational menu of the VMS Home Page.



VMS Home Screen

NOTE: Depending on the number of agencies you have associated with your User ID, you will see one of the two following screens. Single PHA users use the next screen, where multiple users will see the screen with the Enter PHA Code and Select PHA State

A user with multiple PHA Codes either enters the PHA code directly in the first box, or selects the state code from the drop-down menu, then selects the PHA name from the next drop down menu, and then clicks "Go".



Users with Multiple PHA assignment, selection

screen 3.2.1 PHA List of Submissions

The PHA List of Submissions page below serves as the home page for the selected PHA. The top section of the page will display information about the PHA, information includes the following: PHA Code, PHA Name, FYE, and PHA Type, while the bottom section contains links to the data entry pages for each month listed.

PHA Home Screen – List of Submissions

The List of Submissions maintained by the reporting months in descending order, with the latest Month always at the top of the screen, and previous months follow in chronological order. The “List of Submissions” contains:

3.2.1.1 **Month** – Identifies the submission period and contains the monthly links used to enter or modify PHA information.

3.2.1.2 **Status** – Displays the current status of the current monthly submission, and each prior month submission. List of the types of status’ are as follows:

- *Not Entered*



- Saved
- Revised
- Pending Hard Edits
- Submitted
- Hard Edit Approved
- Hard Edit Disapproved
- PMC Submitted
- PMC Pending
- PMC Disapproved
- PMC Approved

3.2.1.2.1 PMC Status displays as hyperlinks on the List of Submissions page

Homes & Communities
U.S. Department of Housing and Urban Development

Voucher Management System

Manage PHA Data

List of Submissions

PHA Code	CT068	
PHA Name	Canton Housing Authority	
FYE	12/31	
PHA Type	Section 8	
Month	Status	Last Updated By
October 2016	Not Entered	
September 2016	Not Entered	
August 2016	Saved - Hard Edit Disapproved	FIRST - HVMS00 LAST - vms 07 November 2016
July 2016	PMC - Disapproved	FIRST - HVMS00 LAST - vms 07 November 2016
June 2016	PMC - Pending	FIRST - HVMS00 LAST - vms 14 November 2016
May 2016	PMC - Approved	FIRST - HVMS00 LAST - vms 07 October 2016

PHA Home Screen – List of Submissions



Click on the PMC link on the List of Submission page to pull the PMC status report by the assessment related to the link.

Voucher Management System

Prior Month Correction (PMC)

CA008 Housing Authority of the County of Kern

Rec #	Record Id.	Tab Selection.	Field Selection	Current Content	Status
1	CA008:201211:05/14/2013 10:14:31	Voucher UML and HAP	Moving To Work	10	PMC-Approved
2	CA008:201211:05/14/2013 10:14:31	Voucher UML and HAP	Moving To Work HAP	10	PMC-Approved
3	CA008:201211:05/14/2013 09:46:56	Additional Expense/Comments	Comments	See detail	PMC-Submitted

PMC Status Report Screen

Click on the Record Id link to display the item detail as seen on the screen below.

Voucher Management System

Prior Month Correction (PMC)

CA008 Housing Authority of the County of Kern November 2012

Type	Tab Selection	Field Selection	Prior Amt	Adjustment Amt	Current Amt
UML	Voucher UML and HAP	Moving To Work	0	10	10

HE Number	Error Message	Reason for Adjustment	Comment
HE002	Error HE002: PHA has reported Moving to Work leasing, but	HE002 - Other	test

Type	Tab Selection	Field Selection	Prior Amt	Adjustment Amt	Current Amt
HAP	Voucher UML and HAP	Moving To Work HAP	0	10	10

HE Number	Error Message	Reason for Adjustment	Comment
HE013	Error HE013: PHA has reported Moving to Work HAP expenses,	HE013 - Other	test

PHA Justification

FA Comments

Prior Month Correction- Details Screen

3.2.1.3 Last Updated by – Identifies the individual who made the last change to any of the monthly documents with the last date the monthly information was modified.

3.2.2 View List of All Submissions

A link at the bottom of the List of Submissions page allows the user to view historical data submitted beyond the current and past two fiscal years. In order to view the historical data, click the "View All Submissions" link at the bottom of the List of Submissions page.




March 2011	PMC - Submitted	First Name, Last Name Unavailable 06 January 2012
February 2011	PMC - Submitted	First Name, Last Name Unavailable 06 January 2012
January 2011	PMC - Submitted	First Name, Last Name Unavailable 06 January 2012
December 2010	Submitted - Hard Edit Approved	First Name, Last Name Unavailable 21 January 2011
November 2010	Submitted - Hard Edit Approved	First Name, Last Name Unavailable 21 January 2011
October 2010	PMC - Submitted	First Name, Last Name Unavailable 28 September 2012
September 2010	Submitted	First Name, Last Name Unavailable 21 January 2011
August 2010	Submitted	First Name, Last Name Unavailable 21 January 2011
July 2010	Submitted	First Name, Last Name Unavailable 22 November 2010
June 2010	Submitted	First Name, Last Name Unavailable 22 November 2010
May 2010	Submitted - Hard Edit Approved	First Name, Last Name Unavailable 17 December 2010
April 2010	Submitted - Hard Edit Approved	First Name, Last Name Unavailable 21 May 2010

 [\[View All Submissions \]](#)

Bottom of VMS List of Submission Screen

The system will redisplay a “List of Submissions” showing all prior months and their current status.

June 2003	Submitted	First Name, Last Name Unavailable 27 August 2003
May 2003	Submitted	First Name, Last Name Unavailable 27 August 2003
April 2003	Submitted	First Name, Last Name Unavailable 04 June 2003
March 2003	Submitted	First Name, Last Name Unavailable 04 June 2003
February 2003	Submitted	First Name, Last Name Unavailable 04 June 2003
January 2003	Submitted	First Name, Last Name Unavailable 07 April 2003
December 2002	Submitted	First Name, Last Name Unavailable 07 April 2003
November 2002	Submitted	First Name, Last Name Unavailable 07 April 2003
October 2002	Submitted	First Name, Last Name Unavailable 07 April 2003
September 2002	Submitted	First Name, Last Name Unavailable 07 April 2003
August 2002	Submitted	First Name, Last Name Unavailable 07 April 2003

 [\[Return to Original Results \]](#)

Bottom of VMS List of Submission Screen

To remove the historical information and return to the original PHA Home screen, click on the “Return to Original Results” link.



3.2.3 Select the desired Month/Year to display

The data entry form, Form 52681-B, for the PHA and month will display. Note that the Month has a "Not Entered" status when the PHA has never entered data for that month.

NOTE: The PHA will not be allowed to enter data for the current month if any previous month has been revised and has not been re-submitted and approved by HUD if required. Submissions with the following status "Pending Hard Edit", "Saved", and "Revised" are considered incomplete submissions.

Voucher Management System
Manage PHA Data
Monthly Voucher Data Validation and Save Page

Please enter data for the following month. Voucher Expense Data is validated when it is saved to the database.

C1000 Canton Housing Authority **MONTH: January** **YEAR: 2016** **VERSION: 15**

Voucher UML/HAP **Income/Expense** **Expense/Comments** **Quarter UML/HAP** **PHA Info** **Submission** **Executive Summary**

Vouchers valid lease on the first day of the month	UML	UML Last Month	Ang UML Last 12 Month	Ang UML Year to Date	HAP	HAP Last Month	Ang HAP Last 12 Month	Ang HAP Year to Date
Section 8 Assistance Component 1 (RAD1)								
Section 8 Assistance Component 2 (RAD2)								
Litigation		100	85			1,000	950	
Homeownership		100	100			1,000	1,000	
New This Month								
Moving to Work		100	42			1,000	425	
One Year Mainstream - MTW		100	100			1,000	1,000	
Family Unification - Non MTW		100	100			1,000	1,000	
Family Unification Provisions - MTW		100	100			1,000	1,000	
Family Unification 2008/Forward - MTW								
Non Elderly Disabled - Non-MTW		100	100			1,000	1,000	
Non Elderly Disabled 2008 Forward - MTW								
Portable Vouchers Paid		100	100			1,000	1,000	
HOPE VI		100	100			1,000	1,000	
Tenant Protection		100	29			1,000	250	
Enhanced vouchers								
Veterans Affairs Supported Housing (VA) voucher		100	41			1,000	416	
CHAP to HCV Vouchers Leased			8				83	
All Other Vouchers		100	100			1,000	1,000	
MTW - Family Unification 2008/Forward - UML expenses after the first of the month								
MTW - Family Unification 2008/Forward - HAP expenses after the first of the month								
MTW - Non-Elderly Disabled 2008/Forward - UML expenses after the first of the month								
MTW - UML HAP Expenses after the first of the month								
MTW - One year Mainstream HAP After the first of the month								
PMR Income Deposits						1,000	1,000	
All Voucher HAP Expenses After the first of the month								
Total Vouchers		1,000	365			11,000	4,041	
Other Voucher Reporting Requirements								
Number of vouchers under lease (HAP Contract) on the last day of the month		100	33					
HAP Owned Units Leased - included in the units leased above			100					
New vouchers issued but not under HAP contracts as of the last day of the month								
Portable Vouchers Administered (PHV 15)			100				1,000	
3 Year Mainstream		100	42			1,000	425	
Number of PHVs under HAP and not under HAP								
Number of PHVs under HAP and not leased								
Number of PHVs under HAP and not leased								
Number of PHVs under HAP and not leased with vacancy payment and associated vacancy HAP expense								

Validate **Reset** **Cancel**

VMS Initial Data Entry Screen



3.3 Enter, Modify, View Data

NOTE: HAP expenses are entered under the month for which they are applicable, regardless of the month in which they are actually paid. HAP expenses are only entered after the payment has been made.

NOTE: You may view and print completed submissions (Status of Submitted, Pending Hard Edit, Hard Edit Approved), but you are not allowed to alter them. You must use the Prior Month Correction (PMC) process to alter them.

3.3.1 Select the data entry tab you want

For ease of data entry, and to improve accuracy of reported information, HUD has divided the data entry document, Form 52681-B, into tabular format. “**Voucher UML & HAP**” is the default display, as shown above. To access the other sections, just click on the appropriate tab button at the top of the tabular screen.

The five main data entry screens are as follows:

- **Voucher UML and HAP**
- **Other Income and Expense**
- **Additional Expense / Comments**
- **Disaster UML and HAP**
- **EHVP Tab**
- **PHA Contact Information**

- (The remaining tabs are not for data entry and will be discussed in later sections)
- **Submission** (Section 3.6)
- **Executive Summary** (Section 6.0)

The other data entry tabs are displayed below:

Homes & Communities

USE NUMBER on BUS or Development

Secure Systems

Manage PHA Data

End PHA Table

Bernard Approve Pending Hard END Table

PMC

PHA

- Data Input
- Status Checking

HUD-FMC

- HE Approval By PHA
- HE Approval By FA

Administer VMS

Generate Report

Exit VMS

Resources PHA Forms 5281B Instructions Quick Reference

Tools US

Webinars

CSAgo

The White House

Voucher Management System

Manage PHA Data

Monthly Voucher Data Validation and Save Page

Please enter data for the following month. Voucher Expense Data is validated when It is saved to the database.

CT068		Canton Housing Authority		MONTH: January		YEAR: 2016		VERSION: 15	
Voucher UML/HAP	Income/Expenses	Expense/Comments	Disaster UML/HAP	PHA Info	Submission	Executive Summary			

Other Income and Expenses

Memorandum Reporting

Fraud Recovery Total Collected This Month	\$	<input type="text"/>	?
Interest or other income e.t.d. month from their investment or HAP fund and Net Restricted Assets	\$	<input type="text"/>	?
FSS Escrow Forfeitures dip Mo.	\$	<input type="text"/>	?
Number of Hard to House Families Leas.		<input type="text"/>	?
Number of IIP Initial Clearance Tests		<input type="text"/>	✓
Number of IISP sk Assess		<input type="text"/>	?
Portable HAP Costs Billed and Unpaidments 90 Days or older	\$	<input type="text"/>	?

Administrative Expenses

FSS Coordinator Expenses Covered by FSS Grant FSS	\$	<input type="text"/>	?
Coordinator Expenses Not Covered by FSS Grant	\$	<input type="text"/>	?
Administrative Expenses	\$	<input type="text"/>	?
Audit	\$	<input type="text"/>	?

Financial Status

Net Position (UNP) as of the base day of the Mo.	\$	<input type="text"/>	?
Net Restricted Position Funds (NRP) as of the rd. Day of the Month	\$	<input type="text"/>	?
Cash/Investment as of the Last Day of the Month - Voucher Program Only	\$	<input type="text"/>	?

MTW

New MEW - HCV Administrative Expenses	\$	<input type="text"/>	?
New MTW - Public Housing Rehabilitation	\$	<input type="text"/>	?
New MTW - Debt Service Repayment	\$	<input type="text"/>	?
New MTW - Development Activities	\$	<input type="text"/>	?
New MTW - Local Housing Program	\$	<input type="text"/>	?

Other- Unspent Funds

Find Source 1

New Unspent Fund Source (HCV, CAP, OP or MTW)-1	<input type="text"/>	?	
New Type of Account-1	<input type="text"/>	?	
New Activity-1	<input type="text"/>	?	
New Funds Committed-1	\$	<input type="text"/>	?
New Type of Commitment-1	<input type="text"/>	?	
New Date of Commitment-1 (NL/DD/DDDD)	<input type="text"/>	?	
New Funds Obligated-1	\$	<input type="text"/>	?
New Type of Obligation-1	<input type="text"/>	?	
New Date of Obligation-1 (MM/DD/WW)	<input type="text"/>	?	
New Expend. from Commitment/Obligation-1	\$	<input type="text"/>	?
New Projected D. of Fund Expenditure-1 (MM/DD/YY)	<input type="text"/>	?	

Other Income and Expense Tab

Homes & Communities

Voucher Management System

Manage PHA Data

bionThly Voucher Data Validation and Save Page

Please eriLei date fur the Expense EieId is validated when II fa saved Lu Lie database.

CT068		Canton Housing Authority		MONTH: January		YEAR: 2016		VERSION: 15	
Voucher UML/HAP	Income/Expenses	Expense/Comments	Expense ID	PHA Info	Submission	Executive Summary			
Expenses		\$	Add, "-" I E p TC ts	Description					
Expense Amount 1	\$								
Expense Amount 2	\$								
Expense Amount 3	\$								
Expense Amount 4	\$								
Expense Amount 5	\$								
MTW Other Expense Category									
New MTW - Other - PHA to identify the type of expense incurred Amount - \$	\$								
New MTW - Other - PHA to identify the type of expense incurred Amount - \$	\$								
New MTW - Other - PHA to identify the type of expense incurred Amount - \$	\$								
Comments									
comments									

Validate I Descr

Additional Expense / Comments Tab

Voucher Management System

Manage PHA Data

Monthly Voucher Data Validation and Save Page

Please enter data for the following month. Voucher Expense Data _____ is validated when it is saved to the database.

LIM:	Canton Housing Authority	MONTH:	January	YEAR:	2016	VEKSIUM:	IS
Voucher LIM/HAP	Income/Expenses	Expense/Comments	Disaster UML/HAP	PHA Info	Submission	Executive Summary	

Disaster UML and HAP

Disaster Voucher Program (DVP) _____ UML _____ HP _____

Now Disaster Name	<input type="text"/>		
Now Disaster Families assisted (Lmb)	<input type="text"/>	\$	<input type="text"/>
Now Disaster Security Deposit		\$	<input type="text"/>
Now Disaster Security Deposit Returned		\$	<input type="text"/>
Now Disaster Utility Deposit		\$	<input type="text"/>
Now Disaster utility Deposit Returned		\$	<input type="text"/>
Now Disaster administrative Drenutrients		\$	<input type="text"/>
Now Disaster Broker Fee		\$	<input type="text"/>

Disaster UML and HAP Lab



Voucher Management Systems (VMS) User Manual

Please enter data for the following month. Voucher Expense Data is validated when it is saved to the database.

MD001 HOUSING AUTHORITY OF THE CITY OF SAMPLE		MONTH: June	YEAR: 2021	VERSION: 19			
Voucher UML/HAP	Income/Expenses	Expense/Comments	Disaster UML/HAP	EVHP UML/HAP	PHA Info	Submission	ExecutiveSummary
Emergency UML HAP							
Emergency Housing Voucher UML and HAP							
New		Emergency Housing Vouchers		<input type="text"/>	?	\$	<input type="text"/>
New		Emergency Housing Vouchers - Number of New Vouchers Issued but not Under HAP Contract as of the last day of the month		<input type="text"/>	?		
New		Emergency Housing Vouchers - HAP Expenses After the First of the Month				\$	<input type="text"/>
New		Emergency Housing Vouchers - Admin Fees - Preliminary Fee Expenses				\$	<input type="text"/>
New		Emergency Housing Vouchers - Admin Fees - Placement/Loss Fee Expenses				\$	<input type="text"/>
New		Emergency Housing Vouchers - Admin Fees - Ongoing Administrative Expenses				\$	<input type="text"/>
New		Emergency Housing Vouchers - Service Fee - Housing Search Assistance Expenses				\$	<input type="text"/>
New		Emergency Housing Vouchers - Service Fee - Security/Utility Deposit/Rental Application/Voiding Fee Expenses				\$	<input type="text"/>
New		Emergency Housing Vouchers - Service Fee - Owner Incentive Expenses				\$	<input type="text"/>
New		Emergency Housing Vouchers - Service Fee - Other Eligible Expenses				\$	<input type="text"/>
New		Emergency Housing - FSS Escrow Deposits				\$	<input type="text"/>
New		Emergency Housing Vouchers - FSS Escrow Forfeitures this Month				\$	<input type="text"/>
New		Emergency Housing Vouchers - Fraud Recovery Total Collected this Month				\$	<input type="text"/>
New		Emergency Housing Vouchers - Unrestricted Net Position Funds (UNP) as of the Last Day of the Month				\$	<input type="text"/>
New		Emergency Housing Vouchers - Restricted Net Position Funds (RNP) as of the Last Day of the Month				\$	<input type="text"/>
New		Emergency Housing Vouchers - Cash/Investment as of the Last Day of the Month				\$	<input type="text"/>

EVHP UML and HAP Tab



Voucher UML and HAP

Vouchers under lease on the First Day of the Month	UML	UML Last Month	Avg UML Last 12 Month	Avg UML Year to Date	HAP	HAP Last Month
Litigation	<input type="text"/>	<input type="text"/>	<input type="text"/>	<input type="text"/>	\$ <input type="text"/>	<input type="text"/>
1 Year Mainstream	<input type="text"/>	<input type="text"/>	<input type="text"/>	<input type="text"/>	\$ <input type="text"/>	<input type="text"/>
Homeownership	<input type="text"/>	<input type="text"/>	<input type="text"/>	<input type="text"/>	\$ <input type="text"/>	<input type="text"/>

Example VMS Data Entry Fields

3.3.3 Question Marks Provide Help

Next to each editable field is a red Question Mark (?) in a yellow circle. If you click on the question mark, an explanation of the field will appear, as shown below.

Litigation	<input type="text"/>	<input type="text"/>	<input type="text"/>	<input type="text"/>	\$ <input type="text"/>	<input type="text"/>
1 Year Mainstream	<input type="text"/>	<input type="text"/>	<input type="text"/>	<input type="text"/>	\$ <input type="text"/>	<input type="text"/>
Homeownership	<input type="text"/>	<input type="text"/>	<input type="text"/>	<input type="text"/>	\$ <input type="text"/>	<input type="text"/>
New This Month	<input type="text"/>	<input type="text"/>	<input type="text"/>	<input type="text"/>	\$ <input type="text"/>	<input type="text"/>
Moving To Work	<input type="text"/>	<input type="text"/>	<input type="text"/>	<input type="text"/>	\$ <input type="text"/>	<input type="text"/>
Family Unification	<input type="text"/>	<input type="text"/>	<input type="text"/>	<input type="text"/>	\$ <input type="text"/>	<input type="text"/>

Windows Internet Explorer

Total number of vouchers leased from initial or renewal 1-Year Mainstream funds. Vouchers should only be reported in this category if the PHA has received an allocation of Vouchers for the 1-Year Mainstream program. A voucher is reported.

OK

Example VMS Popup Window

3.3.4 Reset Button

Every data entry Tab has a “Reset” button. Pressing this button will cause all the data you have entered since the last “Save” to be reset to the way the tab looked before the last “Save”. If you haven’t yet saved any data, the screen will be reset to all blanks.

Year Mainstream	<input type="text"/>	<input type="text"/>	<input type="text"/>	<input type="text"/>	\$ <input type="text"/>	<input type="text"/>	<input type="text"/>	<input type="text"/>
<div>Validate Reset Cancel</div>								

VMS Data entry screen – Reset Button



3.4 Validate Data

Once the data has been entered completely for a tab, click the “Validate” key at the bottom of screen to check for data entry errors.

The screenshot displays the 'Voucher Management System' interface. The left sidebar contains navigation links for 'Manage PHA Data', 'PMC', 'PHA', 'Data Input', 'Status Checking', 'HUD-FMC', 'HE Approval By PHA', 'HE Approval By FA', 'Administer VMS', 'Generate Reports', 'Exit VMS', 'Resources', 'FAQs', 'Printable Form 5268-18', 'Instructions', 'Quick References', 'Tools', 'Let's talk!', 'Webcasts', 'Mailing lists', 'Contact us', and 'Help'. The main content area is titled 'Manage PHA Data' and 'Monthly Voucher Data Validation and Save Page'. It includes a header with 'PA011', 'Bethlehem Housing Authority', 'MONTH: October', 'YEAR: 2012', and 'VERSION: 10'. Below this is a tabbed interface with 'Voucher UML/HAP', 'Income/Expenses', 'Expense/Comments', 'Disaster UML/HAP', 'PHA Info', 'Submission', and 'Executive Summary'. The 'Disaster UML/HAP' tab is active, showing sections for 'Disaster Voucher Program (DVP)', 'Disaster Housing Assistance Program (DHAP-Katrina/Rita)', and 'Disaster Relief - Non-KDHAP'. Each section contains input fields for 'Families Assisted' and 'New This Month', along with 'Security Deposits Paid', 'Utility Deposits Paid', and 'Security Deposits Returned'. A green arrow points to the 'Validate' button at the bottom of the 'Disaster Relief - Non-KDHAP' section. The footer includes the HUD logo and contact information for the U.S. Department of Housing and Urban Development (HUD).

VMS Data entry screen – Validation Button

The Validate Data function is crucial to the integrity of the data entered by the user prior to saving and submitting to the database. VMS verifies the apparent validity of the data via a series of steps, first checking for proper format, second comparing the amounts fall within “reasonable” ranges, then where possible comparing related fields to insure completeness and consistency against a list of business rules. Where inaccuracies are found, the system will generate error messages.

The order in which the fields are validated is as follows:

- First, a simple check (basic validation) to make sure the field is present if mandatory, and is numeric (for a numeric field), with no special characters embedded.
- Second, a check for Hard Edits, against the Hard Edit criteria listed below in this section,



- Third, a cross validation check, if two fields must accompany each other, such as Litigation and Litigation HAP, which must both be present if one of the fields is present.

If a field fails all three types of validation checks, only the first type of error will appear. When this error is corrected, if the field still fails the other two types, only the second type of error will appear. If the field fails the third type of validation once the second type is corrected, only then will the third, cross-validation error appear.

3.4.1 Basic Validation

3.4.1.1 Mandatory Field Check

The required fields are:

- All Voucher HAP Expenses After the First of Month
- Number of Vouchers Under Lease (HAP Contract) on the last day of the Month
- Unrestricted Net Position (UNP) as of the Last Day of the Month
- Restricted Net Position Funds (RNP) as of the Last Day of the Month
- Cash/Investment as of the Last Day of the Month - Voucher Program Only
- Administrative Expenses (Mandatory for Non MTW PHAs only, field will accept 0 for MTW PHAs)
- MTW - HCV Administrative Expenses (Mandatory for MTW PHAs only, field will accept 0 for Non MTW PHAs)

The system will perform a simple check and the error message below will display if validation fails.

The screenshot shows a web form titled "Other Voucher Reporting Requirements". It contains two input fields, each followed by a question mark icon. The first field is labeled "Number of Vouchers Under Lease (HAP Contract) on the last day of the Month". Below it, a red error message states: "*Sorry, this field is required. Please enter a valid value." Red arrows point from this message to the first input field. The second field is labeled "Temporary Housing Units to HCV Conversion - Leasing".

VMS Required Field Error Message

3.4.1.2 Numeric Check

The system will perform a simple check for numeric data with no special character embedded and the message error message below will display if validation fails

The screenshot shows a "Windows Internet Explorer" window displaying a VMS form. A yellow warning dialog box is open in the center, stating "Please, correct all errors specified in red" with an "OK" button. In the background, the form has a red header "Voucher UML and HAP" and a table with columns "Vouchers under lease on the First Day of the Month", "Avg UML at 12 Month", "Avg UML Year to Date", and "HAP". The "Litigation" row is highlighted. The "Vouchers under lease" field contains the text "abc". Below this field, a red error message states: "*Please validate your date entry. It cannot contain more than 12 digits, or have a special character like a minus sign, a decimal point, a dollar sign, or any other special symbol. This field also will not allow a zero value for date entry." Red arrows point from this message to the "abc" field.



VMS Sample Error Message Popup Window

3.4.2 Hard Edit Validation

NOTE: During the validation process, data entered is validated against specific business rules associated with hard edits. The system prevents the user from submitting data that fails to meet the business rules. Data that fails a hard edit is not necessarily incorrect – the data may fall outside reasonable ranges. The PHA can either correct the data, or explain it. If you opt to explain it, you will be able to submit data with a status of “Pending Hard Edit”. To complete this submission, approval by the PHA’s Financial Analyst is required. The Financial Analyst can generate a report of submissions containing Hard Edit explanations. The Financial Analyst must review and either approve or disapprove the submission.

3.4.2.1 Hard Edit Error Messages

The following fields of the monthly UML data will be compared to the ACC unit data. If the entered data fails the criteria for hard edits, an error message will display and you will need to make the correction OR enter a comment from the drop-down box or a personalized comment to explain why the data is correct as submitted. The following displays each of the hard edits under the Units section.

Moving to Work– Error HE001 will display if the PHA has units or dollars contracted under the Moving to Work program option (is operating under a MTW agreement), and the PHA has failed to report in this section

Moving To Work– Error HE001

Moving to Work HAP– Error HE012 will display if the PHA has units or dollars contracted under the Moving to Work program option (is operating under a MTW agreement), and the PHA has failed to report in this section

Moving to Work HAP– Error HE012



Moving To Work– Error HE002 will display if the PHA does not have a MTW program and the PHA has reported MTW leasing in this section

Moving To Work– Error HE002

Note: If the value of the Moving to Work field is not empty, the PHA user will not be allowed to choose the "No Units Leased" option from the drop down

Moving to Work HAP– Error HE013 will display if the PHA does not have a MTW program and the PHA has reported MTW HAP expenses in this section.

Moving to Work HAP– Error HE013

Note: If the value of the Moving to Work HAP field is not empty, the PHA user will not be allowed to choose the "No Units Leased" option from the drop down



Tenant Protection – Error HE003 will display if the PHA has received a tenant protection increment and the PHA has not reported tenant protection leasing

Tenant Protection – Error HE003

Tenant Protection – Error HE004 will display if the PHA has not been awarded a tenant protection increment and the PHA has reported TP leasing in this section.

Tenant Protection – Error HE004

Note: If the value of the Tenant Protection field is not empty, the PHA user will not be allowed to choose the "TP units received but not yet leased" option from the drop down



Tenant Protection HAP- Error HE016 will display if the PHA has received a tenant protection increment and the PHA has not reported tenant protection HAP costs

Tenant Protection HAP- Error HE016

Tenant Protection HAP- Error HE017 will display if the PHA has not been awarded a tenant protection increment and the PHA has reported TP HAP costs in this section.

Tenant Protection HAP- Error HE017

Note: If the value of the Tenant Protection field HAP is not empty, the PHA user will not be allowed to choose the "TP units received but not yet leased" option from the drop down



Enhanced Vouchers – Error HE005 will display if the PHA tries to report more Enhanced Vouchers than the number of Tenant Protection units reported; an error will also occur if the PHA has not been awarded a tenant protection increment and the PHA has reported in this section. Note that a PHA may have a tenant protection increment that did not assist any tenants eligible for enhanced vouchers.

Enhanced Vouchers – Error HE005

Veterans Affairs Supportive Housing (VASH) - Error HE006 will display if the PHA has received a VASH increment in FFY 2008 or later, and has not reported VASH leasing costs

Veterans Affairs Supportive Housing (VASH) - Error HE006

Veterans Affairs Supportive Housing (VASH) - Error HE007 will display if the PHA has not been awarded a VASH increment and the PHA has reported VASH leasing in this section.

Veterans Affairs Supportive Housing (VASH) - Error HE007

Note: If the value of the **Veterans Affairs Supportive Housing (VASH)** field is not empty, the PHA user will not be allowed to choose the "VASH HAP units received but not yet leased" option from the drop down



Veterans Affairs Supportive Housing (VASH) HAP- Error HE018 will display if the PHA has received a VASH increment in FFY 2008 or later, and have not reported VASH HAP costs

Veterans Affairs Supportive Housing (VASH) HAP- Error HE018

Veterans Affairs Supportive Housing (VASH) HAP- Error HE019 will display if the PHA has not been awarded a VASH increment and the PHA has reported VASH HAP costs in this section.

Veterans Affairs Supportive Housing (VASH) HAP- Error HE019

Note: If the value of the Veterans Affairs Supportive Housing (VASH) HAP field is not empty, the PHA user will not be allowed to choose the "VASH HAP units received but not yet leased" option from the drop down



DHAP to HCV Vouchers Leased - Error HE030 will display if the PHA has units or dollars contracted under the DHAP to HCV program and the PHA has failed to report vouchers in this section.

DHAP to HCV Vouchers Leased

Explanation	Comment
-- Select Below -- -- Select Below -- HE030 - DHAP to HCV vouchers received but none leased HE030 - Other	

Note: Please, provide Comment if "Other" selected

DHAP to HCV Vouchers Leased - Error HE030

DHAP to HCV Vouchers Leased - Error HE031 will display if the PHA does not have a DHAP to HCV program and the PHA has reported vouchers in this section

DHAP to HCV Vouchers Leased

Explanation	Comment
-- Select Below -- -- Select Below -- HE031 - DHAP to HCV vouchers received but none leased HE031 - Other	

Note: Please, provide Comment if "Other" selected

DHAP to HCV Vouchers Leased - Error HE031

DHAP to HCV Vouchers HAP Error HE032 will display if the PHA has units or dollars contracted under the DHAP to HCV program and the PHA has failed to report costs in this section

DHAP to HCV Vouchers Leased

Explanation	Comment
-- Select Below -- -- Select Below -- HE032 - DHAP to HCV vouchers received but none leased HE032 - Other	

Note: Please, provide Comment if "Other" selected

Write comment here if you selected "Other"

DHAP to HCV Vouchers Leased - Error HE032



DHAP to HCV Vouchers HAP - Error HE033 will display if the PHA has reported DHAP to HCV Voucher HAP costs, but the PHA does not have a DHAP to HCV program.

DHAP to HCV Vouchers Leased

2,000

Explanation

Comment

**Error HE031: PHA has reported DHAP to HCV Vouchers Leased, but PHA does not have a DHAP to HCV program.

-- Select Below --

Note: Please, provide Comment if "Other" selected

Explanation

Comment

**Error HE033: PHA has reported DHAP to HCV Voucher HAP costs, but PHA does not have a DHAP to HCV program.

-- Select Below --

-- Select Below --

HE033 - DHAP to HCV vouchers received but none leased

HE033 - Other

Note: Please, provide Comment if "Other" selected

Write comment here if you selected "Other"

DHAP to HCV Vouchers Leased - Error HE033

Total Vouchers- Error HE008 displays if Voucher Utilization is not within a standard range calculated from prior periods in the last 12 months.

Total Vouchers

127

Explanation

Comment

**Error HE008: Voucher utilization is not within the standard range. PHA should review the UMLs entered for each category to ensure accuracy.

-- Select Below --

-- Select Below --

HE008 - New Units

HE008 - Transfer

HE008 - Leasing Decreased

HE008 - Leasing Increased

HE008 - Revised Payment Standards

HE008 - HA is using NRA or NUA

HE008 - Absorbed Portables

HE008 - Other

Write comment here if you selected "Other"

Total Vouchers - Error HE008



Total Vouchers - Error HE009 The system validates the VMS monthly UML total data to the reported monthly UML data for the increase as well as decrease within the reporting cycle plus the previous 12 months. If the change in voucher utilization is greater or less than the expected range, **Error HE009** will display and the user will need to make the correction OR enter a comment from the drop-down box or a personalized comment to explain why the data is correct as is.

Total Vouchers

493 494 494

Explanation

**Error HE009: The change in Voucher utilization from the prior periods in the last 12 months is not within the standard range. PHA should review the UMLs entered for each category to ensure they are accurate.

-- Select Below --

-- Select Below --

HE009 - New Units

HE009 - Transfer

HE009 - Leasing Decreased

HE009 - Leasing Increased

HE009 - Revised Payment Standards

HE009 - HA is using NRA or NUA

HE009 - Absorbed Portables

HE009 - Other

Comment

Total Vouchers--- Error HE009

Total HAP Amount - Error HE020 displays when total HAP expenses is not within a reasonable range. The system validates the VMS monthly HAP total data to the reported monthly HAP data within the reporting cycle plus the previous 12 months. If the entered data fails the edits criteria for the hard edits, **Error HE020**(HAP Total) will display and the user will need to make the correction OR enter a comment from the drop-down box or a personalized comment to explain why the data is correct as is.

Total HAP Amount

493 494 494

Explanation

**Error HE020: Budget Authority utilization is not within the standard range. PHA should review the HAP costs entered for each category to ensure they are accurate.

-- Select Below --

-- Select Below --

HE020 - New Units

HE020 - Transfer

HE020 - Leasing Decreased

HE020 - Leasing Increased

HE020 - Revised Payment Standards

HE020 - HA is using NRA or NUA

HE020 - Absorbed Portables

HE020 - Other

Comment

Write comment here or select from drop-down menu

Total HAP Amount - Error HE020



Total HAP Amount - Error HE021 The system validates the VMS monthly HA total data to the reported monthly HAP data for the increase as well as decrease within the reporting cycle plus the previous 12 months. If the change in Budget Authority utilization from the prior periods in the previous 12 months is greater or less than expected, **Error HE021** will display and the user will need to make the correction OR select one of the options from the drop-down box and for other enter comment to explain why the data is correct as is.

Total HAP Amount - Error HE021

5 Year Mainstream - Error HE010 will display if the PHA has units or dollars contracted under the 5 Year Mainstream program, and the PHA has failed to report in this section.

5 Year Mainstream- Error HE010

5 Year Mainstream - Error HE011 will display if the PHA does not have a 5 Year Mainstream program and the PHA has reported 5 Year Mainstream leasing in this section.

5 Year Mainstream - Error HE011



Note: If the value of the 5 Year Mainstream field is not empty, the PHA user will not be allowed to choose the "No Units Leased" option from the drop down

Note: VMS will allow 5 yr Mainstream agencies to have no entry in the Total Voucher and Total HAP fields

5 Year Mainstream HAP - Error HE022 will display if the PHA has units or dollars contracted under the 5 Year Mainstream program, and the PHA has failed to report in this section

5 Year Mainstream HAP - Error HE022

5 Year Mainstream HAP - Error HE023 will display if the PHA does not have a 5 Year Mainstream program and the PHA has reported 5 Year Mainstream HAP costs in this section.

5 Year Mainstream HAP - Error HE023



5 Year Mainstream HAP - Error HE024 will display if the 5 Year Mainstream HAP data is not within the standard range. If your reason is "Other", you must enter further explanation in the comment box.

5 Year Mainstream HAP---Error HE024

Note: If the value of the 5 Year Mainstream HAP is not empty, the PHA user will not be allowed to choose the "No Units Leased" option from the drop down

All Voucher HAP Expenses after the First of Month--- Error HE025 will display if the PHA tries to report Mid-Month expenses that exceed 5% of the first of the month costs

All Voucher HAP Expenses after the First of Month--- Error HE025

The system validates the VMS Family Self Sufficiency (FSS) Coordinator Expenses Covered by FSS Grant data to the HUDCAPS available funding data. If the entered data fails the edits criteria for the hard edits, an error message will display and the user will need to make the correction OR enter a comment from the drop-down box or a personalized comment to explain why the data is correct as is. The following displays the hard edits under the FSS Coordinator Expenses section:

Rental Assistance Component 1---Error HE087 will display if the PHA has one or more RAD Component 1 awards and has failed to report RAD leasing in this section

Rental Assistance Component 1---Error HE087



Rental Assistance Component 1---Error HE088 will display if the PHA does not have one or more RAD Component 1 awards and has reported RAD leasing in this section

Explanation: Error HE088: PHA has reported RAD component 1 leasing, while the PHA has not received a RAD Component 1 award.

Note: Please, provide Comment if "Other" selected

Write comments here if you selected "Other"

Rental Assistance Component 1---Error HE088

Rental Assistance Component 1 (HAP)---Error HE089 will display if the PHA has one or more RAD Component 1 awards and has failed to report RAD costs in this section

Explanation: Error HE089: PHA has not reported RAD leasing while the PHA has received one or more RAD component 1 awards.

Note: Please, provide Comment if "Other" selected

Write comments here if you selected "Other"

Rental Assistance Component 1 (HAP)---Error HE089

Rental Assistance Component 1 (HAP)---Error-HE090 will display if the PHA does not have one or more RAD Component 1 awards and has reported RAD costs in this section

Explanation: Error HE090: PHA has reported RAD Component 1 costs while the PHA does not have one or more RAD Component 1 awards.

Note: Please, provide Comment if "Other" selected

Write comments here if you selected "Other"

Rental Assistance Component 1 (HAP)---Error-HE090



Rental Assistance Component 2---Error HE091 will display if the PHA has one or more RAD Component 2 awards and has failed to report RAD leasing in this section

Rental Assistance Component 2---Error HE091

Rental Assistance Component 2---Error HE092 will display if the PHA does not have one or more RAD Component 2 awards and has reported RAD leasing in this section

Rental Assistance Component 2---Error HE092

Rental Assistance Component 2 (HAP)---Error HE093 will display if the PHA has one or more RAD Component 2 awards and has failed to report RAD costs in this section

Rental Assistance Component 2 (HAP)---Error HE093

Rental Assistance Component 2 (HAP)---Error HE094 will display if the PHA does not have one or more RAD Component 2 awards and has reported RAD costs in this section

Rental Assistance Component 2 (HAP)---Error HE094



One Year Mainstream - MTW (UML)---Error HE095 will display if the PHA does have a 1 year mainstream MTW program and the PHA has not reported 1 year mainstream MTW leasing in this section

One Year Mainstream - MTW (UML)---Error HE095

One Year Mainstream - MTW (UML)---Error HE096 will display if the PHA does not have a 1 year mainstream MTW program and the PHA has reported 1 year mainstream MTW leasing in this section

One Year Mainstream - MTW (UML)---Error HE096

One Year Mainstream - MTW (HAP)---Error HE098 will display if the PHA does have a 1 year mainstream MTW program and the PHA has not reported 1 year mainstream MTW HAP costs in this section

One Year Mainstream - MTW (HAP)---Error HE098

One Year Mainstream - MTW (HAP)---Error HE099 will display if the PHA does not have a 1 year mainstream MTW program and the PHA has reported 1 year mainstream MTW HAP costs in this section

One Year Mainstream - MTW (HAP)---Error HE099



Family Unification - Non MTW---Error HE101 will display if the PHA does have a Family Unification - Non MTW program and the PHA has not reported Family Unification - Non MTW leasing in this section

New Family Unification - Non MTW

Explanation

Comment

*Error HE101: PHA has not reported Family Unification (Non-MTW) leasing, but PHA does have a Family Unification (Non-MTW) program

Select Below
HE101 - 1 - PHA has no units leased at this time
HE101 - 2 - Other

Note: Please, provide Comment if "Other" selected

Write comments here if you selected "Other"

Family Unification - Non MTW---Error HE101

Family Unification - Non MTW---Error HE102 will display if the PHA does not have a Family Unification - Non MTW program and the PHA has reported Family Unification - Non MTW leasing in this section

New Family Unification - Non MTW

Explanation

Comment

*Error HE102: PHA has reported Family Unification (Non-MTW) leasing, but PHA does not have a Family Unification (Non-MTW) program or the PHA is an MTW Agency

Select Below
HE102 - 1 - Other

Note: Please, provide Comment if "Other" selected

Write comments here if you selected "Other"

Family Unification - Non MTW---Error HE102

Family Unification - Non MTW(HAP)---Error HE104 will display if the PHA does have a Family Unification - Non MTW(HAP) program and the PHA has not reported Family Unification - Non MTW HAP costs in this section

New Family Unification - Non MTW

Explanation

Comment

*Error HE104: PHA has not reported Family Unification (Non-MTW) HAP costs, but PHA does have a Family Unification (Non-MTW) program

Select Below
HE104 - 1 - PHA has no units leased at this time
HE104 - 2 - Other

Note: Please, provide Comment if "Other" selected

Write comments here if you selected "Other"

Family Unification - Non MTW(HAP)---Error HE104

Family Unification - Non MTW(HAP)---Error HE105 will display if the PHA does not have a Family Unification - Non MTW(HAP) program and the PHA has reported Family Unification - Non MTW HAP costs in this section

New Family Unification - Non MTW

Explanation

Comment

*Error HE105: PHA has reported Family Unification (Non-MTW) HAP costs but PHA does not have a Family Unification (Non-MTW) program or the PHA is an MTW Agency

Select Below
HE105 - 1 - Other

Note: Please, provide Comment if "Other" selected

Write comments here if you selected "Other"

Family Unification - Non MTW(HAP)---Error 105



Family Unification Pre2008 – MTW---Error HE107 will display if the PHA does have a Family Unification Pre2008-MTW program and the PHA has not reported Family Unification Pre2008-MTW leasing in this section

Family Unification Pre2008 – MTW---Error 107

Family Unification Pre2008 – MTW---Error HE110 will display if the PHA does not have a Family Unification Pre2008-MTW program and the PHA has reported Family Unification Pre2008-MTW leasing in this section

Family Unification Pre2008 – MTW---Error 110

Family Unification Pre2008 - MTW (HAP)---Error HE112 will display if the PHA does have a Family Unification Pre2008-MTW HAP program and the PHA has not reported Family Unification Pre2008-MTW HAP costs in this section

Family Unification Pre2008 - MTW (HAP)---Error HE112

Family Unification Pre2008 - MTW (HAP)---Error HE113 will display if the PHA does not have a Family Unification Pre2008-MTW HAP program and the PHA has reported Family Unification Pre2008-MTW HAP costs in this section

Family Unification Pre2008 - MTW (HAP)---Error HE113



Family Unification 2008/Forward – MTW---Error HE115 will display if the PHA does have a Family Unification 2008/Forward MTW program and the PHA has not reported Family

Unification 2008/Forward-MTW leasing in this section

Family Unification 2008/Forward – MTW---Error HE115

Family Unification 2008/Forward – MTW-HE116 will display if the PHA does not have Family Unification 2008/Forward MTW program and the PHA has reported Family Unification 2008/Forward-MTW leasing in section

-- Error
a
this

Family Unification 2008/Forward – MTW---Error HE116

Family Unification 2008/Forward – MTW(HAP)---Error HE118 will display if the PHA does have a Family Unification Pre2008-MTW HAP program and the PHA has not reported Family Unification Pre2008-MTW HAP costs in this section

Family Unification 2008/Forward – MTW(HAP)---Error HE118

Family Unification 2008/Forward – MTW(HAP)---Error HE119 will display if the PHA does not have a Family Unification Pre2008-MTW HAP program and the PHA has reported Family Unification Pre2008-MTW HAP costs in this section

Information: The cost of the program or the PHA is not an MTW agency.

Term: Family Unification 2008/Forward - MTW

Note: Please, provide Comment if "Other" selected

Cost: 1,000

Explanation: Comment

Error HE119: PHA has reported Family Unification 2008/Forward (MTW) HAP costs but PHA does not have a Family Unification 2008/Forward (MTW) program or the PHA is not an MTW agency.

Select Below

Note: Please, provide Comment if "Other" selected

Explanation: Comment

Error HE119: PHA has reported Family Unification 2008/Forward (MTW) HAP costs but PHA does not have a Family Unification 2008/Forward (MTW) program or the PHA is not an MTW agency.

Select Below

HE119 - 1 - Other

Write comments here if you selected "Other"

Family Unification 2008/Forward – MTW(HAP)---Error HE119



Non Elderly Disabled - Non-MTW--- Error HE121 will display if the PHA does have a Non Elderly Disabled (Non-MTW) program and the PHA has not reported Non Elderly Disabled (Non-MTW) leasing in this section

Non Elderly Disabled - Non-MTW--- Error HE121

Non Elderly Disabled - Non-MTW--- Error HE122 will display if the PHA does not have a Non Elderly Disabled (Non-MTW) program and the PHA has reported Non Elderly Disabled (Non-MTW) leasing in this section or the PHA is an MTW agency

Non Elderly Disabled - Non-MTW--- Error HE122

Non Elderly Disabled - Non-MTW HAP--- Error HE124 will display if the PHA does have a Non Elderly Disabled (Non-MTW)HAP program and the PHA has not reported Non Elderly Disabled(Non-MTW) HAP costs in this section

Non Elderly Disabled - Non-MTW HAP--- Error HE124

Non Elderly Disabled - Non-MTW HAP--- Error HE125 will display if the PHA does have a Non Elderly Disabled (Non-MTW)HAP program and the PHA has not reported Non Elderly Disabled (Non-MTW) HAP costs in this section or the PHA is an MTW agency

Non Elderly Disabled - Non-MTW HAP--- Error HE125



Non Elderly Disabled 2008/Forward – MTW---Error HE127 will display if the PHA does have a Non Elderly Disabled 2008/Forward MTW program and the PHA has not reported Non Elderly Disabled 2008/Forward MTW leasing in this section

Non Elderly Disabled 2008/Forward – MTW---Error HE127

Non Elderly Disabled 2008/Forward – MTW---Error 128 will display if the PHA does not have a Non Elderly Disabled 2008/Forward MTW program and the PHA has reported Non Elderly Disabled 2008/Forward MTW leasing in this section or the PHA is not an MTW agency

Non Elderly Disabled 2008/Forward – MTW---Error HE128

Non Elderly Disabled 2008/Forward – MTW HAP---Error HE130 will display if the PHA does have a Non Elderly Disabled 2008/Forward MTW HAP program and the PHA has not reported

Non Elderly Disabled 2008/Forward MTW HAP costs in this section

Non Elderly Disabled 2008/Forward – MTW HAP---Error HE130

Note: Please, provide Comment if "Other" selected

Error HS129: FWA has reported Family Unification 2008 Forward (MTW) Housing Sub PHA does not have New Elderly Disabled 2008 Forward (MTW) program or the FWA is not an MTW agency.

Select Below

Note: Please, provide Comment if "Other" selected

Error HS131: FWA has reported Family Unification 2008 Forward (MTW) MAP Costs but FWA does not have an Error Elderly Disabled 2008 Forward (MTW) program or the FWA is not an MTW agency.

Select Below

HS131 - Other

Note: Please, provide Comment if "Other" selected

Write comments here if you selected "Other"

Non Elderly Disabled 2008/Forward – MTW HAP---Error HE131



MTW-Family Unification 2008/Forward HAP Expenses after the First of the Month---Error HE133 will display if the PHA does have a Family Unification 2008/Forward HAP Expenses after the First of the Month program and the PHA has not reported Family Unification 2008/Forward HAP Expenses in this section

New
MTW - Family Unification 2008/Forward
HAP expenses after the First of the
Month

Amount: \$ [] ? \$ [] \$ [] \$ []

Explanation: [] Comment: []

*Error HE133: PHA has not reported Family Unification 2008/Forward (MTW) HAP Expenses after the First of the Month, but PHA does have a Family Unification 2008/Forward (MTW) program

Select Below --
HE133 - 1 - CHA has no after the first of the month expenses to report
HE133 - 2 - Other

Write comments here if you selected "Other"

Note: Please, provide Comment if "Other" selected

MTW-Family Unification 2008/Forward HAP Expenses after the First of the Month---Error HE133

MTW-Family Unification 2008/Forward HAP Expenses after the First of the Month---Error HE134 will display if the PHA does not have a Family Unification 2008/Forward HAP Expenses after the First of the Month program and the PHA has reported Family Unification 2008/Forward HAP Expenses in this section

New
MTW - Family Unification 2008/Forward
HAP expenses after the First of the
Month

Amount: \$ 100 ? \$ [] \$ [] \$ []

Explanation: [] Comment: []

*Error HE134: PHA has reported Family Unification 2008/Forward (MTW) HAP Expenses after the First of the Month but PHA does not have a Family Unification 2008/Forward (MTW) program or the PHA is not an MTW agency

Select Below --
HE134 - 1 - Other

Write comments here if you selecte "Other"

Note: Please, provide Comment if "Other" selected

MTW-Family Unification 2008/Forward HAP Expenses after the First of the Month---Error HE134



MTW - Non-Elderly Disabled 2008/Forward HAP Expenses after the First of the Month--Error HE136 will display if the PHA does have a Non-Elderly Disabled 2008/Forward HAP Expenses after the First of the Month program and the PHA has not reported Non-Elderly Disabled 2008/Forward HAP Expenses in this section

Note: Please, provide Comment if "Other" selected

New
MTW - Non-Elderly Disabled
2008/Forward HAP Expenses after the
First of the Month

Explanation

*Error HE136: PHA has not reported
Non Elderly Disabled 2008/Forward
(MTW) HAP Expenses after the first of
the Month, but PHA does have a Non
Elderly Disabled 2008/Forward (MTW)
program

Select Endorse
HE136 - 1 - PHA has no after the first of the month expenses to report
HE136 - 2 - Other

Note: Please, provide Comment if "Other" selected

Write comments here if
you selected "Other"

MTW - Non-Elderly Disabled 2008/Forward HAP Expenses after the First of the Month---Error HE136

MTW - Non-Elderly Disabled 2008/Forward HAP Expenses after the First of the Month--Error 137 will display if the PHA does not have a Non-Elderly Disabled 2008/Forward HAP Expenses after the First of the Month program and the PHA has reported Non-Elderly Disabled 2008/Forward HAP Expenses in this section

Note: Please, provide Comment if "Other" selected

New
MTW - Non-Elderly Disabled
2008/Forward HAP Expenses after the
First of the Month

Explanation

*Error HE137: PHA has reported Non
Elderly Disabled 2008/Forward (MTW)
HAP Expenses After the First of the
Month but PHA does not have Non
Elderly Disabled 2008/Forward (MTW)
program or the agency is not an MTW
Agency

Select Endorse
HE137 - 1 - Other

Note: Please, provide Comment if "Other" selected

Write comments here if
you selected "Other"

MTW - Non-Elderly Disabled 2008/Forward HAP Expenses after the First of the Month---Error HE137



MTW - VASH HAP Expenses after the First of the Month--Error HE139 will display if the PHA does have a VASH HAP Expenses after the First of the Month program and the PHA has not reported VASH HAP Expenses in this section

MTW - VASH HAP Expenses after the First of the Month---Error HE139

MTW - VASH HAP Expenses after the First of the Month---Error HE140 will display if the PHA does not have a VASH HAP Expenses after the First of the Month program and the PHA

has reported VASH HAP Expenses in this section

MTW - VASH HAP Expenses after the First of the Month---Error HE140

MTW - One year Mainstream HAP After the First of the Month---Error HE142 will display if the PHA does have a One year Mainstream HAP after the First of the Month program and the PHA has not reported One year Mainstream HAP Expenses in this section

MTW - One year Mainstream HAP After the First of the Month---Error HE142

MTW - One year Mainstream HAP After the First of the Month---Error HE143 will display if the

PHA does not have a One year Mainstream HAP after the First of the Month program and the PHA has reported One year Mainstream HAP Expenses in this section





MTW - Family Unification pre-2008 HAP After the First of the Month---Error HE145 will display if the PHA does have an MTW Family Unification pre-2008 HAP after the First of the Month program and the PHA has not reported MTW - Family Unification pre-2008 HAP Expenses in this section

MTW - Family Unification pre-2008 HAP After the First of the Month---Error HE145

MTW - Family Unification pre-2008 HAP After the First of the Month---Error HE146 will display if the PHA does not have an MTW Family Unification pre-2008 HAP after the First of the Month program and the PHA has reported MTW - Family Unification pre-2008 HAP Expenses in this section

MTW - Family Unification pre-2008 HAP After the First of the Month---Error HE146

(FSS) Coordinator Expenses Covered by FSS Grant – Error HE026 will display when expenses covered by FSS Grant are not reported and funding is available.

(FSS) Coordinator Expenses Covered by FSS Grant – Error HE026

NOTE: If the value of the (FSS) Coordinator Expenses Covered by FSS Grant field is not empty, the PHA user will not be allowed to choose the "FSS program not yet implemented" option from the drop down



Homes & Communities
U.S. Department of Housing
and Urban Development

Voucher Management System

Manage PHA Data

Monthly Voucher Data Validation and Save Page:

Please enter data for the following month. Voucher Expense Data is validated when it is saved to the database.

RANDH | **Arlington Housing Authority** | **MONTH: February** | **YEAR: 2016** | **VERSION: 15**

Visualize UML/HAP | **Income/Expenses** | **Expense/Comments** | **Download UML/HAP** | **PHA Info** | **Submission** | **Executive Summary**

System Message(s)
Please validate each field and cannot exceed

Voucher UML and HAP

Vouchers under lease on the first day of the Month	UML Last Month	UML Year to Date	H&P Last Month	H&P Year to Date
Bureau Assistance Component 1 (BACD)	100		1,000	

Comments:
The end of our Public Service Recognition Year, please reflect on how important your individual or collective work is to the lives of Americans and the well-being of our country. The Secretary and I thank you for your service to our Country and the mission of our Department.

Total: Please provide Comments if "Other"

Comments:

*BACD HUD990 PHA has reported BACD Component 1 with which this PHA does not have contract. BACD Component 2 will be

Message from archive:

Entered data is over 100 characters. It will be automatically truncated to the maximum length allowed.

[OK]

Homes & Communities

U.S. Department of Housing
and Urban Development

Voucher Management System

Manage PHA Data

- Enter PHA Data Tabs
- Review and Approve Pending Hard Edits Tabs

Secure Systems

Manage PHA Data

- Enter PHA Data Tabs
- Review and Approve Pending Hard Edits Tabs

PMC

PHA

- Data Input
- Status Checking

HUD-PMC

- HE Approval By PHA
- HE Approval By FA

Administer VMS

Generate Reports

Exit VMS

Resources

FAQ

Manage PHA Data

Monthly Voucher Data Validation and Save Page

Please enter data for the following month. Voucher Expense Data is validated when it is saved to the database.

PA011		Bethlehem Housing Authority			MONTH: October	YEAR: 2012	VERSION: 10
Voucher UML/HAP	Income/Expenses	Expense/Comments	Disaster UML/HAP	PHA Info	Submission	Executive Summary	

System Messages

Please validate each field and correct errors

Voucher UML and HAP

Vouchers under lease on the First Day of the Month	UML	UML Last Month	Avg UML Last 12 Months	Avg UML Year to Date	HAP	HAP Last Month	Avg HAP Last 12 Months	Avg HAP Year to Date
Litigation	123				\$	\$	\$	\$

*Because you have entered a value in this field, you must enter a value greater than zero (0) in the corresponding Litigation HAP field.

1 Year Maintenance					\$	\$	\$	\$
--------------------	--	--	--	--	----	----	----	----

Vouchers under lease on the First Day of the Month	UML	UML Last Month	Avg UML Last 12 Month	Avg UML Year to Date	HAP	HAP Last Month
Litigation	<input type="text"/>	<input type="text"/>	<input type="text"/>	<input type="text"/>	\$ <input type="text" value="123"/>	\$ <input type="text"/>

*Because you have entered a value in this field, you must enter a value greater than zero (0) in the corresponding Litigation field.

Page 52



Above are examples of errors found during the cross validation comparison of fields. For every UML field that has a corresponding HAP field, if one contains an amount, they must both contain amounts.

3.4.3.1 Fields Subject to Cross Validation

Every UML field with a corresponding HAP field is subject to Cross Validation error checking, and vice versa. If an amount is present in one of the fields, an amount must also be present in the corresponding field.

The fields subject to Cross Validation Error Checking are listed below:

Rental Assistance Component 1 (RAD1)	Rental Assistance Component 1 (RAD1 - HAP)
Rental Assistance Component 2 (RAD2)	Rental Assistance Component 2 (RAD2 - HAP)
Litigation	Litigation HAP
Homeownership	Homeownership HAP
Moving To Work	Moving To Work HAP
One Year Mainstream - MTW	One Year Mainstream - MTW (HAP)
Family Unification - Non MTW	Family Unification - Non MTW (HAP)
Family Unification Pre2008 - MTW	Family Unification Pre2008 - MTW (HAP)
Family Unification 2008/Forward - MTW	Family Unification 2008/Forward - MTW (HAP)
Non Elderly Disabled - Non-MTW	Non Elderly Disabled - Non-MTW (HAP)
Non Elderly Disabled 2008 Forward - MTW	Non Elderly Disabled 2008 Forward - MTW (HAP)
Portable Vouchers Paid	Portable Voucher Paid HAP
HOPE VI	HOPE VI HAP
Tenant Protection	Tenant Protection HAP
Veterans Affairs Supported Housing (VASH) Vouchers	Veterans Affairs Supported Housing (VASH) HAP
Housing Stability Vouchers	Housing Stability Vouchers HAP
DHAP to HCV Vouchers Leased	DHAP to HCV Voucher HAP
All Other Vouchers	All Other Vouchers HAP
Total Vouchers	HAP Total
Portable Vouchers Administered (Port In)	Total HAP for Portable Units Administered
5 Year Mainstream	5 Year Mainstream HAP
Number of PBVs under HAP and not leased with vacancy payment and associated vacancy HAP expense	Number of PBVs under HAP and not leased with vacancy payment and associated vacancy HAP expense(HAP)
Expense Amount 1	Expense Description 1
Expense Amount 2	Expense Description 2
Expense Amount 3	Expense Description 3
Expense Amount 4	Expense Description 4
Expense Amount 5	Expense Description 5
MTW - Other - PHA to identify the type of expense incurred Amount - 6	MTW - Other Comments Description (PHA to identify the type of expenses incurred) - 6
MTW - Other - PHA to identify the type of expense incurred Amount - 7	MTW - Other Comments Description (PHA to identify the type of expenses incurred) - 7



MTW - Other - PHA to identify the type of expense incurred Amount - 8

Disaster Families Assisted (UML)

Emergency Housing Vouchers

MTW - Other Comments Description (PHA to identify the type of expenses incurred) - 8

Disaster Families Assisted (HAP)

Emergency Housing Vouchers (HAP)

3.4.4 Save Data

After the Validation step, if the data passed all the validation steps, messages will appear telling you that the data is valid and reminding you to save the data.

VMS System Message – The Tab is valid and can be saved

The “Save” button will then display

VMS Data entry screen – Save Button

You may save your data by clicking on the “Save” button at the bottom of the tab. You should always save it before continuing on to a different tab. When you save the data, the validation logic is automatically triggered. If any other errors are found, the data is not saved, you must correct the fields with error messages before any of the data on the tab will be saved. If you sign out of the session before correcting the erroneous fields, all of the data you keyed on that tab will be lost.

When all errors are corrected, the message below will display and you can move on to the next tab.

VMS System Message – This Tab was saved successfully



3.5 Point-of-Contact Pre-Population and Email Feature

The PHA Information Tab differs from the other data entry tabs in two significant ways:

1. Much of the data on this Tab is pre-populated.
 - Initial HA information is supplied from the PIC database.
 - PHA Contact Information is initially entered by the PHA user. Once PHA Contact Information has been entered, it will stay, pre-populating the fields of this Tab for new submissions until someone enters different information in the fields.
2. There are hyperlinks in the Program Area FMC and Program Area Field Office sections of the Tab which help the user to draft and send an email to the FMC FA or Field Office point of contact

The notations on the example screen below explain where the data comes from for pre-populated fields. The PHA contact information can be changed by the PHA user. Once changed, the data will remain and continue to re-populate the fields for subsequent months.

Homes & Communities
U.S. Department of Housing and Urban Development

Voucher Management System

Manage PHA Data

Monthly Voucher Data Validation and Save Page

Please enter data for the following month. Voucher Expense Data is validated when it is saved to the database.

PA004 Allentown Housing Authority MONTH: October YEAR: 2012 VERSION: 10

Voucher UML/HAP Income/Expenses Expense/Comments Disaster UML/HAP PHA Info Submission Executive Summary

PHA Contact Information

PHA Contact Information

HA Number PA004

HA Name Allentown Housing Authority Provided by the system

HA FYE 05/30

Name of HA Point of Contact Daniel Farrell ?

Point of Contact Phone (610) 439-8678 ? Entered by the PHA User

Ext.: 213 ?

Point of Contact E-mail Address dfarrell@allentownhouse ?

Name of Authorized HA Official Daniel Farrell

Official Housing Authority E-mail Address User01_PJH-NASS@huddev.gov Hyperlink Provided by the system

Program Area Point of Contact - FMC

FMC Financial Analyst Moises Montalvo

E-mail Address User01_PJH-VMS@huddev.gov Hyperlink

FA Phone Number (305) 520-5028

Ext.

Program Area Point of Contact - Field Office

Field Office Code 3APH

Field Office Name PHILADELPHIA HUB OFFICE Provided by the system

Field Office Point of Contact David Kinnard

FO POC E-mail Address User01_PJH-VMS@huddev.gov Hyperlink

FO POC Phone Number (215) 861-7610 Provided by the system

Ext.

REAC Technical Assistance Center

Technical Assistance Center 1-866-245-4860

Validate Reset Cancel

Pre-populated Point of Contact Fields and Hyperlinks

When you click on the Point of Contact FMC hyperlink, the following screen appears:



(A similar screen appears for the Point of Contact Field Office hyperlink)

Voucher Management System

POC: Send Email

Enter Sender's Contact Information

Sender's First Name:

Sender's Last Name:

Sender's E-mail:

Receiver's Information:

Receiver's E-mail: User01_PIH-VMS@huddev.gov

Subject:

Message:

FMC Point of Contact Email Page

This allows the PHA user to draft an Email to the FMC Point of Contact (POC) and have it sent. The FMC POC User-ID is pre-populated. The sender fills in the rest.

The buttons at the bottom of the page are:

- **Back:** returns to the PHA Information Tab
- **Reset:** erases all data entered by the sender
- **Submit:** checks the message for errors. If no errors, the message is displayed for review:

Voucher Management System

POC: Send Email

Sender's Contact Information

Sender's First Name: Ben

Sender's Last Name: Tester

Sender's E-mail: Ben@hud.gov

This e-mail will be sent to: User01_PIH-VMS@huddev.gov

Subject: Trial Message

Message: This is the body of the message

Email message Review Page

The user can click **“Send Email”** to send the message, or click **“Back”** to return to the previous page.



3.6 Submit Monthly Data

After the data has been entered into the VMS system and everyone concerned is satisfied that data is correct, you will need to submit the Monthly Voucher Data by opening the “Submission” tab and clicking the “Submit” button.

Navigate to the desired month’s 52681-B form as described in the Manage PHA Data Section 4.1. Then click on the “Submission” tab button at the top, a two-part Submission tab will appear, displaying Validation History and Submission History.

Form/PMC	Error Tab	Field Name	Drop Down Selection	Entered By User	Entered Date/Time	Corrected By User	Corrected Date/Time
FORM	Voucher UML and HAP	DHAP to HCV Voucher HAP	HE032 - Other -test	M00300: FIRST - M00300 LAST - vms	06/05/2013 11:58:47	M00300: FIRST - M00300 LAST - vms	06/05/2013 11:58:47
FORM	Voucher UML and HAP	DHAP to HCV Vouchers Leased	HE030 - Other -test	M00300: FIRST - M00300 LAST - vms	06/05/2013 11:58:47	M00300: FIRST - M00300 LAST - vms	06/05/2013 11:58:47
FORM	Voucher UML and HAP	Tenant Protection	HE003 - Other -test	M00300: FIRST - M00300 LAST - vms	06/05/2013 11:58:47	M00300: FIRST - M00300 LAST - vms	06/05/2013 11:58:47
FORM	Voucher UML and HAP	Tenant Protection HAP	HE016 - Other -test	M00300: FIRST - M00300 LAST - vms	06/05/2013 11:58:47	M00300: FIRST - M00300 LAST - vms	06/05/2013 11:58:47

Assmt Id	Status Code	Status Description	Last Updated By	Updated User Name	Updated Date/Time
195921	DRA	Saved	M00300	SYSTEM	06/05/2013 11:58:47

VMS Submissions Tab

Click on the “Submit” button at the bottom of the screen and the following screen will display:

Form/PMC	Error Tab	Field Name	Drop Down Selection	Entered By User	Entered Date/Time	Corrected By User	Corrected Date/Time
FORM	Voucher UML and HAP	DHAP to HCV Voucher HAP	HE032 - Other -test	M00300: FIRST - M00300 LAST - vms	06/05/2013 11:58:47	M00300: FIRST - M00300 LAST - vms	06/05/2013 11:58:47

VMS Submissions Screen



Press the “Submit” button on this screen. The system will display a blue window requesting that you certify that the submission data is correct, and complete, and that it does not contain as an expense Portability payments from another Housing Authority.

VMS Certification Message Screen

By clicking on the “OK” button, you are certifying the accuracy of the monthly submission. If you are not sure the document is ready to be submitted, click on the “Cancel” button, and you will be returned to the previous screen.

If you pressed the “OK” button, and if your Monthly Submission passes a final validation check, the following screen will display. At the top will be a System Messages window with a message stating that the submission process is complete, and that the Voucher data was successfully submitted.

VMS System Message – Submission completed

Press the “Continue” button to return to the List of Submissions page.

You may press the “Print Format” button if you wish to print the submission data, after you have received the window confirming that your submission was successful.

If you pressed the “OK” button, and if your Submission did not pass the final validation check, the screen below will display. The System Message at the top alerts you that the submission



process **was not successful**, and instructs you to return to each tabbed page to correct errors and re-validate the page.

VMS System Message – Validation Error

Click on the “Cancel” button. You will be returned to the List of Submissions page.

List of Submissions		
PHA Code	PA004	
PHA name	Allentown Housing Authority	
FYE	06/30	
Month	Status	Last Updated By
February 2013	Not Entered	
January 2013	Saved	FIRST - M00300 LAST - vms 04 April 2013
December 2012	Submitted - Hard Edit Approved	FIRST - HVMS11 LAST - vms 04 April 2013
November 2012	PMC - Submitted	FIRST - M00300 LAST - vms 04 April 2013
October 2012	Submitted - Hard Edit Approved	FIRST - HVMS11 LAST - vms 04 April 2013
September 2012	Submitted	First Name, Last Name Unavailable 19 October 2012
August 2012	PMC - Submitted	First Name, Last Name Unavailable 19 October 2012

List of Submission Page

If you discover that the data is incorrect before submitting the month, you can cancel the process. Scroll down to the bottom of the Submit Month page and click the Cancel button. You will be returned to the List of Submissions page. Status for the cancelled month submission will not change. If data was previously saved, status will be “Saved”, if data was not saved, status will be “Not Entered”

If PHA has additional months to submit, they would continue with the Submit Month process until all months have been submitted successfully and display “Submitted” or “Submitted – Hard Edit Approved” in the status column.

NOTE: A PHA cannot submit subsequent months until the prior month is actually submitted and accepted by HUD



NOTE: Once the Month is submitted and accepted by HUD, the PHA can select another month to enter, edit and submit data available, otherwise the user can log out of VMS (Section 2.4) if finished with the transaction.

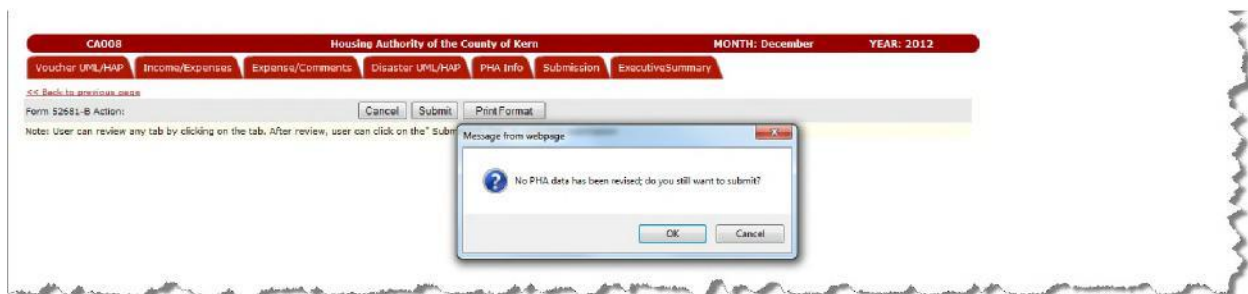
The PHA should notify the FA when a monthly submission with a “Pending Hard Edit status” is made. The Financial Analyst will then access the PHA's submission, approve or disapprove the submission, and trigger the automatic notification to the PHA.

APPROVED SUBMISSION: Approval will trigger an ‘approved email notification’ to be sent to the PHA. The FA can notify the PHA why the submission was approved by entering comments in the comment field of the Review and Approval page. These comments will be included in the email notification. An approval means the submission for that month is completed.

DISAPPROVED SUBMISSION: Disapproval will trigger a ‘disapproved email notification’ to be sent to the PHA. The FA can notify the PHA why the submission was disapproved by entering comments in the comment field of the Review and Approval page and this would be included in the email notification. The PHA will have to edit the original submission, resubmit/correct the data, and notify the FA of the resubmission.

NOTE: An approval or disapproval on a submission by an FA will trigger an email notification being sent to the PHA. The email notifications are sent from the VMS automated email system which is not monitored for responses. PHA users should not respond to this email notification. Please contact your FA directly if you have questions. The email notification contains the following: PHA Number, PHA Name, Contact Point and Submission Month and Year and will be sent to the Point of Contact email address and CC to the official email address on Form 52681-B

If a submission is disapproved by the FA and the PHA resubmits the form without making any change to the original submission, a popup warning message as below will display



Press the “OK” button on this screen. The system will display a blue window requesting that you certify that the submission data it is true, correct, and complete, and that it does not contain as an expense Portability payments from another Housing Authority.



VMS Certification Message Screen

If you pressed the “OK” button, and if your Monthly Submission passes a final validation check, the following screen will display. At the top will be a System Messages window with a message stating that the submission process is complete, and that the Voucher data was successfully submitted.

3.6.1 Validation History

The Validation History section of the Submission Tab will display Hard Edit validation for the Form and a Prior Month Correction (PMC), a column on the far left identifies a Form or PMC Hard Edit

:: Validation History							
Form/PMC	Error Tab	Field Name	Drop Down Selection	Entered By User	Entered Date/Time	Corrected By User	Corrected Date/Time
PMC	Voucher UML and HAP	HAP Total	HE020 - Other :UAT Test 1 - July 2013	M00300: FIRST - M00300 LAST - vms	06/03/2013 14:50:58	M00300: FIRST - M00300 LAST - vms	06/03/2013 14:50:58
PMC	Voucher UML and HAP	Moving To Work	HE002 - Other :Test	M00300: FIRST - M00300 LAST - vms	06/03/2013 14:50:58	M00300: FIRST - M00300 LAST - vms	06/03/2013 14:50:58
PMC	Voucher UML and HAP	Moving To Work HAP	HE013 - Other :Test	M00300: FIRST - M00300 LAST - vms	06/03/2013 14:50:58	M00300: FIRST - M00300 LAST - vms	06/03/2013 14:50:58
PMC	Voucher UML and HAP	Total Vouchers	HE008 - Other :UAT Test 1 - July 2013	M00300: FIRST - M00300 LAST - vms	06/03/2013 14:50:58	M00300: FIRST - M00300 LAST - vms	06/03/2013 14:50:58
FORM	Voucher UML and HAP	5 Year Mainstream	HE011 - Other :UAT Test 1 - July 2013	M00300: FIRST - M00300 LAST - vms	06/03/2013 14:05:30	M00300: FIRST - M00300 LAST - vms	06/03/2013 14:05:30
FORM	Voucher UML and HAP	5 Year Mainstream HAP	HE023 - Other :UAT Test 1 - July 2013	M00300: FIRST - M00300 LAST - vms	06/03/2013 14:05:30	M00300: FIRST - M00300 LAST - vms	06/03/2013 14:05:30
FORM	Voucher UML and HAP	DHAP to HCV Voucher	HE033 - Other :UAT Test 1 - July 2013	M00300: FIRST - M00300 LAST - vms	06/03/2013 14:05:30	M00300: FIRST - M00300 LAST - vms	06/03/2013 14:05:30

Validation History Screen—Form/PMC Column

NOTE: Form refers to the original submission



The Drop Down Selection column displays hyperlinks

:: Validation History							
Form/PMC	Error Tab	Field Name	Drop Down Selection	Entered By User	Entered Date/Time	Corrected By User	Corrected Date/Time
PMC	Voucher UML and HAP	HAP Total	HE020 - Other :UAT Test 1 - July 2013	M00300: FIRST - M00300 LAST - vms	06/03/2013 14:50:58	M00300: FIRST - M00300 LAST - vms	06/03/2013 14:50:58
PMC	Voucher UML and HAP	Moving To Work	HE002 - Other :Test	M00300: FIRST - M00300 LAST - vms	06/03/2013 14:50:58	M00300: FIRST - M00300 LAST - vms	06/03/2013 14:50:58
PMC	Voucher UML and HAP	Moving To Work HAP	HE013 - Other :Test	M00300: FIRST - M00300 LAST - vms	06/03/2013 14:50:58	M00300: FIRST - M00300 LAST - vms	06/03/2013 14:50:58
PMC	Voucher UML and HAP	Total Vouchers	HE008 - Other :UAT Test 1 - July 2013	M00300: FIRST - M00300 LAST - vms	06/03/2013 14:50:58	M00300: FIRST - M00300 LAST - vms	06/03/2013 14:50:58
FORM	Voucher UML and HAP	5 Year Mainstream	HE011 - Other :UAT Test 1 - July 2013	M00300: FIRST - M00300 LAST - vms	06/03/2013 14:05:30	M00300: FIRST - M00300 LAST - vms	06/03/2013 14:05:30
FORM	Voucher UML and HAP	5 Year Mainstream HAP	HE023 - Other :UAT Test 1 - July 2013	M00300: FIRST - M00300 LAST - vms	06/03/2013 14:05:30	M00300: FIRST - M00300 LAST - vms	06/03/2013 14:05:30
FORM	Voucher UML and HAP	DHAP to HCV Voucher	HE033 - Other :UAT Test 1 - July 2013	M00300: FIRST - M00300 LAST - vms	06/03/2013 14:05:30	M00300: FIRST - M00300 LAST - vms	06/03/2013 14:05:30

Validation History Screen—Form/PMC Column

Click on the hyperlink to display a description of the Hard Edit.

:: Validation History							
Form/PMC	Error Tab	Field Name	Drop Down Selection	Entered By User	Entered Date/Time	Corrected By User	Corrected Date/Time
PMC	Voucher UML and HAP	HAP Total	HE020 - Other :UAT Test 1 - July 2013	M00300: FIRST - M00300 LAST - vms	06/03/2013 14:50:58	M00300: FIRST - M00300 LAST - vms	06/03/2013 14:50:58
PMC	Voucher UML and HAP			M00300: FIRST - M00300 LAST - vms	06/03/2013 14:50:58	M00300: FIRST - M00300 LAST - vms	06/03/2013 14:50:58
PMC	Voucher UML and HAP			M00300: FIRST - M00300 LAST - vms	06/03/2013 14:50:58	M00300: FIRST - M00300 LAST - vms	06/03/2013 14:50:58
PMC	Voucher UML and HAP			M00300: FIRST - M00300 LAST - vms	06/03/2013 14:50:58	M00300: FIRST - M00300 LAST - vms	06/03/2013 14:50:58
FORM	Voucher UML and HAP			M00300: FIRST - M00300 LAST - vms	06/03/2013 14:05:30	M00300: FIRST - M00300 LAST - vms	06/03/2013 14:05:30
FORM	Voucher UML and HAP	5 Year Mainstream HAP	HE023 - Other :UAT Test 1 - July 2013	M00300: FIRST - M00300 LAST - vms	06/03/2013 14:05:30	M00300: FIRST - M00300 LAST - vms	06/03/2013 14:05:30
FORM	Voucher UML and HAP	DHAP to HCV Voucher	HE033 - Other :UAT Test 1 - July 2013	M00300: FIRST - M00300 LAST - vms	06/03/2013 14:05:30	M00300: FIRST - M00300 LAST - vms	06/03/2013 14:05:30

Validation History Screen—Hard Edit Error Message

3.6.2 Submission History

The Submission History section of the Submission Tab will display the latest status per item for PMC as a hyperlink

:: Submission History						
Assmt Id	Status Code	Status Description	Last Updated By	Updated User Name	<input checked="" type="checkbox"/>	Updated Date/Time
189020	PMS	PMC - Approved *Moving To Work	HVMS00	SYSTEM	<input type="checkbox"/>	05/14/2013 10:14:31
189020	PMS	PMC - Approved *Moving To Work HAP	HVMS00	SYSTEM	<input type="checkbox"/>	05/14/2013 10:14:31
189020	PMS	PMC - Submitted *Comments	HVMS00	SYSTEM	<input type="checkbox"/>	05/14/2013 09:46:56
189019	AHE	Hard Edit Approved	HVMS00	SYSTEM	<input type="checkbox"/>	05/14/2013 09:43:53
189019	PHE	Pending Hard Edit	HVMS00	SYSTEM	<input type="checkbox"/>	05/14/2013 09:43:05
189019	AHE	Hard Edit Approved	HVMS00	SYSTEM	<input type="checkbox"/>	05/14/2013 09:43:54
189019	DRA	Saved	HVMS00	SYSTEM	<input type="checkbox"/>	05/14/2013 09:40:39

Submission History Screen



Click on the hyperlink to pull the PMC status report by the assessment related to the link.

Voucher Management System

Prior Month Correction (PMC)

CA008 Housing Authority of the County of Kern

Rec #	Record Id	Tab Selection	Field Selection	Current Content	Status
1	CA008:201211:05/14/2013 10:14:31	Voucher UML and HAP	Moving To Work	10	PMC-Approved
2	CA008:201211:05/14/2013 10:14:31	Voucher UML and HAP	Moving To Work HAP	10	PMC-Approved
3	CA008:201211:05/14/2013 09:46:56	Additional Expense/Comments	Comments	See detail	PMC-Submitted

[Return](#) [Print](#)

PMC Status Report Screen

Click on the Record Id link to display the item detail as seen on the screen below.

Voucher Management System

Prior Month Correction (PMC)

CA008 Housing Authority of the County of Kern November 2012

Type	Tab Selection	Field Selection	Prior Amt	Adjustment Amt	Current Amt
UML	Voucher UML and HAP	Moving To Work	0	10	10

HE Number	Error Message	Reason for Adjustment	Comment
HE002	Error HE002: PHA has reported Moving to Work leasing, but	HE002 - Other	test

Type	Tab Selection	Field Selection	Prior Amt	Adjustment Amt	Current Amt
HAP	Voucher UML and HAP	Moving To Work HAP	0	10	10

HE Number	Error Message	Reason for Adjustment	Comment
HE013	Error HE013: PHA has reported Moving to Work HAP expenses,	HE013 - Other	test

PHA Justification

FA Comments

Prior Month Correction- Details Screen

3.7 Print Monthly Submission

All PHA users may View/Print Monthly data regardless of whether or not the month has been submitted. The Read-Only HUD users can only View/Print submitted monthly data. There are a number of print options, outlined below:

3.7.1 Individual Tab Prints

Each of the 5 data entry tabs has a button at the bottom to print that tab only: The data of the entire Tab will be formatted into a PDF report, which can be saved or printed. Prior to creating the report, the Tab must have first been validated and saved.

Below are an example of a Tab print button and the PDF format print of that entire Tab



Portable Units Administered ? \$?

Number of Vouchers Covered by Project-Based AHAPs and HAPs ?

5 Year Mainstream 58 ? \$ 19,391 ?

Form 52681-B Action:

VMS Data Input Screen – Print Button

Voucher Management System UML and HAP										
PHA Number	CT068	PHA Name	Canton Housing Authority					Reporting Month/Year	October 2015	
Current Version	15									
			UML	UML Last Month	Avg UML 12Mo	Avg UML YTD	HAP	HAP Last Month	Avg HAP 12 Mo	Avg HAP YTD
Vouchers under lease on the First Day of the Month										
Rental Assistance Component 1 (RAD1)		0			0	0	\$0		\$0	\$0
Rental Assistance Component 2 (RAD2)		0			0	0	\$0		\$0	\$0
Litigation		100	100		77	70	\$1,000	\$1,000	\$775	\$700
Homeownership		100	100		100	100	\$1,000	\$1,000	\$1,000	\$1,000
New This Month					0	0				
Moving To Work		100	100		34	34	\$1,000	\$1,000	\$341	\$341
One Year Mainstream - MTW		100			0	0	\$1,000		\$0	\$0
Family Unification - Non MTW		100			0	0	\$1,000		\$0	\$0
Family Unification Pre2008 - MTW		100			0	0	\$1,000		\$0	\$0
Family Unification 2008/Forward - MTW		0			0	0	\$0		\$0	\$0
Non Elderly Disabled - Non-MTW		100			0	0	\$1,000		\$0	\$0
Non Elderly Disabled 2008 Forward - MTW		0			0	0	\$0		\$0	\$0

PDF Format Report of Voucher UML & HAP Tab

3.7.2 VMS Additional Expense/Comment Print Page

The complete comments entered in the COMMENTS field on TAB 3 (Expense/Comments) or comments entered in the PMC Comments/New Adjusted Value Field will display on the PDF print version when user clicks on the Print button



Additional Expense / Comment	
\$	Description
Expense Amount 1	
Expense Amount 2	
Expense Amount 3	
Expense Amount 4	
Expense Amount 5	
MTW - Other - PHA to identify the type of expense incurred Amount - 6	
MTW - Other - PHA to identify the type of expense incurred Amount - 7	
MTW - Other - PHA to identify the type of expense incurred Amount - 8	
Comments	

HVMS00 03/16/2017 11:29:56:Public service is a calling that each of you has dedicated your professional lives to through your daily hard work and dedication to serving the American people. Through countless ways millions of Americans have benefited from your devotion to the mission of HUD and we are all indebted to you for your tireless service. As we come to the end of our Public Service Recognition Week please reflect on how important your individual and our collective work is to the lives of Americans and the well-being of our country. The Secretary and I thank you for your service to our country and the mission of our Department. Public service is a calling that each of you has dedicated your professional lives to through your daily hard work and dedication to serving the American people. Through countless ways millions of Americans have benefited from your devotion to the mission of HUD and we are all indebted to you for your tireless service. As we come to the end of our Public Service Recognition Week please reflect on how important your individual and our collective work is to the lives of Americans and the well-being of our country. The Secretary and I thank you for your service to our country and the mission of our Department. Public service is a calling that each of you has dedicated your professional lives to through your daily hard work and dedication to serving the American people. Through countless ways millions of Americans have benefited from your devotion to the mission of HUD and we are all indebted to you for your tireless service. As we come to the end of our Public Service Recognition Week please reflect on how important your individual and our collective work is to the lives of Americans and the well-being of our country. The Secretary and I thank you for your service to our country and the mission of our Department. Public service is a calling that each of you has dedicated your professional lives to through your daily hard work and dedication to serving the American people. Through countless ways millions of Americans have benefited from your devotion to the mission of HUD and we are all indebted to you for your tireless service. As we come to the end of our Public Service Recognition Week please reflect on how important your individual and our collective work is to the lives of Americans and the well-being of our country. The Secretary and I thank you for your service to our country and the mission of our Department. Public service is a calling that each of you has dedicated your professional lives to through your daily hard work and dedication to serving the American people. Through countless ways millions of Americans have benefited from your devotion to the mission of HUD and we are all indebted to you for your tireless service. As we come to the end of our Public Service Recognition Week please reflect on how important your individual and our collective work is to the lives of Americans and the well-being of our country. The Secretary and I thank you for your service to our country and the mission of our Department. As we come to the end of our Public Service Recognition Week please reflect on how important your individual and collective work is to the lives of Americans and the well-being of all groups.

VMS Additional Expense / Comment Print Page

3.7.3 Individual Submission Print

To generate a printer friendly version of an individual submission, click on the “Updated Date/Time” link for that submission in the bottom section of the Submission Tab:

:: Submission History						
Assmt Id	Status Code	Status Description	Last Updated By	Updated User Name	<input type="checkbox"/>	Updated Date/Time
196954	AHE	Hard Edit Approved	HVMS11	SYSTEM	<input type="checkbox"/>	04/04/2013 13:29:22
196954	PHC	Pending Hard Edit	M00300	SYSTEM	<input type="checkbox"/>	04/04/2013 13:27:31
196954	RVS	Revised	M00300	SYSTEM	<input type="checkbox"/>	04/04/2013 13:27:30
196953	DHE	Hard Edit Disapproved	HVMS11	SYSTEM	<input type="checkbox"/>	04/04/2013 13:24:21
196953	PHE	Pending Hard Edit	M00300	SYSTEM	<input type="checkbox"/>	04/04/2013 13:21:12
196953	DRA	Saved	M00300	SYSTEM	<input type="checkbox"/>	04/04/2013 13:14:00

Click on “Updated Date / Time Link
Of Submission Tab – Submission History Section

A PDF multi-page report of the entire submission will be created. You may save or print this report.



Voucher Management System									
Monthly Submission with Archived Data									
PHA Number	PA004	PHA Name	Allentown Housing Authority				Reporting Month/Year	January 2016	
Submission Date:				04/12/2016 11:33:	04/12/2016 11:33:10				
Submission Status:				Saved	Saved				
Voucher UML and HAP									
Units									
Rental Assistance Component 1 (RAD1)				233	233				
Rental Assistance Component 2 (RAD2)				123	123				
Litigation									
Homeownership									
New This Month									
Moving To Work				123	123				
One Year Mainstream - MTW				123	123				
Family Unification - Non MTW				123	123				
Family Unification Pre2008 - MTW				123	123				
Family Unification 2008/Forward - MTW				123	123				
Non Elderly Disabled - Non-MTW				123	123				
Non Elderly Disabled 2008 Forward - MTW				123	123				

Multi-Page PDF Report of a Single Submission

3.7.4 Multiple Submissions Report

To print multiple submissions reports, click on the check boxes for the desired submissions in the bottom section of the Submissions Tab, and click on the “Print Multiple Submissions” button at the bottom of the tab.

:: Submission History						
Assmt Id	Status Code	Status Description	Last Updated By	Updated User Name	<input type="checkbox"/>	Updated Date/Time
196954	AHE	Hard Edit Approved	HVMS11	SYSTEM	<input type="checkbox"/>	04/04/2013 13:29:22
196954	PHE	Pending Hard Edit	M00300	SYSTEM	<input type="checkbox"/>	04/04/2013 13:27:31
196954	RVS	Revised	M00300	SYSTEM	<input type="checkbox"/>	04/04/2013 13:27:30
196953	DHE	Hard Edit Disapproved	HVMS11	SYSTEM	<input type="checkbox"/>	04/04/2013 13:24:21
196953	PHE	Pending Hard Edit	M00300	SYSTEM	<input type="checkbox"/>	04/04/2013 13:21:12
196953	DRA	Saved	M00300	SYSTEM	<input type="checkbox"/>	04/04/2013 13:14:00

NOTE: To generate a printer friendly version of an individual submission status report, click on the "Updated Date/Time" link. To generate a printer friendly version of multiple submission status reports, click on the check box next to the links in the "Updated Date/Time" column to select the required report and click on the "Multiple Print" button. To clear selected reports, click on the Select/Deselect button.

Select Check Boxes and Click “Multiple Print” Button



Voucher Management System						
Monthly Submission with Archived Data						
PHA Number	CT068	PHA Name	Canton Housing Authority			Reporting Month/Year
Submission Date:			04/01/2016 10:11:	04/01/2016 10:11:07	04/01/2016 10:11:07	October 2015
Submission Status:			Saved	Saved	Saved	
Voucher UML and HAP						
Units						
Rental Assistance Component 1 (RAD1)						
Rental Assistance Component 2 (RAD2)						
Litigation		100	100	100		
Homeownership		100	100	100		
New This Month						
Moving To Work		100	100	100		
One Year Mainstream - MTW		100	100	100		
Family Unification - Non MTW		100	100	100		
Family Unification Pre2008 - MTW		100	100	100		
Family Unification 2008/Forward - MTW		0	0	0		
Non Elderly Disabled - Non-MTW		100	100	100		
Non Elderly Disabled 2008 Forward - MTW						

Page 1 of 13

Multi Submission PDF Report showing 3 Submissions 3.7.5 Submission Status PDF Report

You can print the Submission Validation History and Submission Status Tab in the same way that you printed the individual data entry tabs, by clicking on the “Print Screen” button at the

Submission History						
Assmt Id	Status Code	Status Description	Last Updated By	Updated User Name	<input checked="" type="checkbox"/>	Updated Date/Time
196954	AHE	Hard Edit Approved	HVMS11	SYSTEM	<input type="checkbox"/>	04/04/2013 13:29:22
196954	PHE	Pending Hard Edit	M00300	SYSTEM	<input checked="" type="checkbox"/>	04/04/2013 13:27:31
196954	RVS	Revised	M00300	SYSTEM	<input checked="" type="checkbox"/>	04/04/2013 13:27:30
196953	DHE	Hard Edit Disapproved	HVMS11	SYSTEM	<input checked="" type="checkbox"/>	04/04/2013 13:24:21
196953	PHE	Pending Hard Edit	M00300	SYSTEM	<input type="checkbox"/>	04/04/2013 13:21:12
196953	DRA	Saved	M00300	SYSTEM	<input type="checkbox"/>	04/04/2013 13:14:00

NOTE: To generate a printer friendly version of an individual submission status report, click on the "Updated Date/Time" link. To generate a printer friendly version of multiple submission status reports, click on the check box next to the links in the "Updated Date/Time" column to select the required report and click on the "Multiple Print" button. To clear selected reports, click on the "Select/Deselect" button.

VMS Submission Page – Print Screen Button



Voucher Management System Submission Data					
PHA Number	PA004	PHA Name	Allentown Housing Authority	Reporting Month	December 2015
Validation History					
Error on TAB	Field Name	Error Message with Number	Submitted By Date and Time	Reviewed By Date and time	
Voucher UML and HAP	5 Year Mainstream	HE011 - Other :Test	SYSTEM: Name is NOT available 04/04/2016 13:28:56	SYSTEM: Name is NOT available 04/04/2016 13:28:56	
Voucher UML and HAP	5 Year Mainstream HAP	HE023 - Other :Test	SYSTEM: Name is NOT available 04/04/2016 13:28:56	SYSTEM: Name is NOT available 04/04/2016 13:28:56	
Voucher UML and HAP	Family Unification Pre2006 - MTW	HE036 - Other :Test	SYSTEM: Name is NOT available 04/04/2016 13:28:56	SYSTEM: Name is NOT available 04/04/2016 13:28:56	
Voucher UML and HAP	Family Unification Pre2006 - MTW (HAP)	HE037 - Other :Test	SYSTEM: Name is NOT available 04/04/2016 13:28:56	SYSTEM: Name is NOT available 04/04/2016 13:28:56	
Voucher UML and HAP	HAP Total	HE020 - Other :Test	SYSTEM: Name is NOT available 04/04/2016 13:28:56	SYSTEM: Name is NOT available 04/04/2016 13:28:56	
Voucher UML and HAP	Total Vouchers	HE008 - Other :Test	SYSTEM: Name is NOT available 04/04/2016 13:28:56	SYSTEM: Name is NOT available 04/04/2016 13:28:56	
Voucher UML and HAP	Veterans Affair Supported Housing (VASH) HAP	HE019 - Other :Test	SYSTEM: Name is NOT available 04/04/2016 13:28:56	SYSTEM: Name is NOT available 04/04/2016 13:28:56	
Voucher UML and HAP	Veterans Affair Supported Housing (VASH) Voucher	HE007 - Other :Test	SYSTEM: Name is NOT available 04/04/2016 13:28:56	SYSTEM: Name is NOT available 04/04/2016 13:28:56	

PDF Version of Submission Tab



4.0 PRIOR MONTH CORRECTIONS



4.0 PRIOR MONTH CORRECTIONS

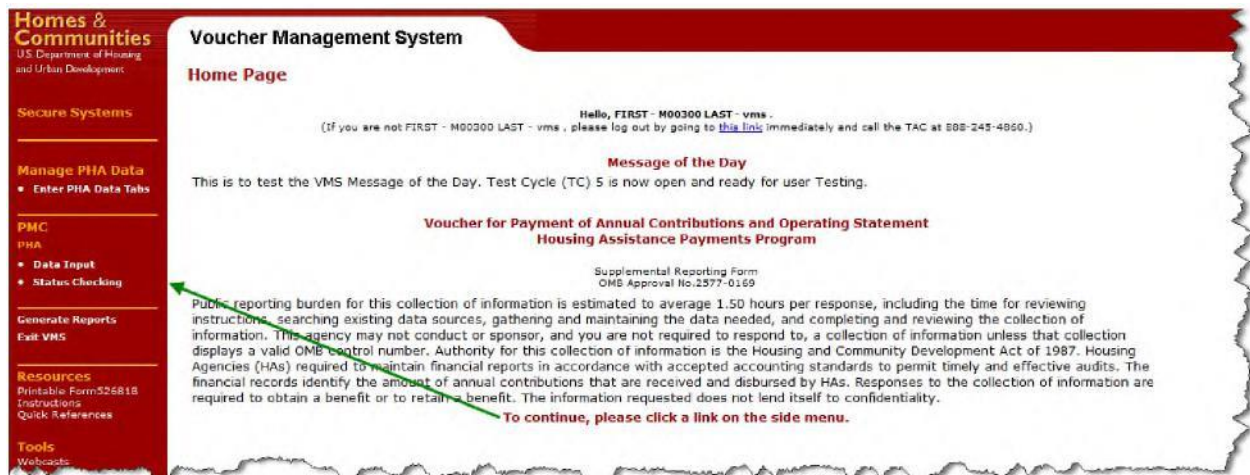
If you have one or more corrections to make to prior month submissions, you can link to this function from the VMS Home Page, in order to make one or more field corrections for one reporting period or for multiple reporting periods, at one setting, and to obtain FA approval in an efficient process.

You are not allowed to alter submissions with status “Submitted”, “Pending Hard Edit”, “Hard Edit Approved” (completed submission) in any other way than the PMC process. You can only view and print completed submissions via the “Enter PHA Data Tabs” link.

PHAs should enter adjustments/revisions as they are discovered to ensure accurate data is available at all times for utilization and budget projection purposes. PHAs should not wait until the end of the year to make corrections.

4.1 Entering the Correction

At the VMS Home Page, Select “Prior Month Correction PHA – Data Input” on the left navigation menu:



VMS Home Page

If you have a single PHA associated with your User ID, you will go directly to first PMC Data Entry screen (4.1.1 below)

A user with multiple PHA Codes either enters the desired PHA code directly in the first box, or selects the state code from the drop-down menu, selects the PHA name from the next drop down menu, and then clicks “Go”.



Users with Multiple PHA assignment, selection screen

PHA Selection from State Code Screen

4.1.1 PMC Data Entry Form

Initially, the Data Entry screen for Prior Month Corrections allows you to select the Submission to be corrected, by selecting the Year and Month from drop-down lists. If the date you select does not have a completed Submission, you will receive an error message, as displayed in red below.



PMC Data Input Screen

When you select the Year/Month for a valid Submission, then the Tab Selection and Field Selection Drop-down menus will be highlighted so that you can select the Field to be corrected and Tab where it is located. When you select a Tab, the Drop-down menu for Field Selection will contain just the fields for that Tab.

PMC Data Input Screen

Once you have selected the field to be corrected, the Data Entry Form will display the Correction fields and a **PHA Justification field** on the form. If the field to be corrected is anything **except** a UML/HAP combination, the Form will look like the one below, with New Adjusted Value equal to Old Value, and Difference in New to Old Value field equal to zero. The Old Value and Difference fields cannot be modified. They are generated by the system.



PMC Data Input Screen

The PHA Justification field at the bottom, maximum size 4000 characters, allows you to describe the purpose of the correction, or leave any significant information, for future reference.
A pop-up message when data entered exceed 4000 characters

VMS Prior Month Correction (PMC) – Data Input Page

Modify the value in the New Adjusted Value field. The system will calculate the difference from the Old Value, and place the positive or negative difference in the Difference field.

If you select a field that has UML and HAP associated values, the PMC Correction screen will look like this, with both fields displayed and available for correction.



Homes & Communities
U.S. Department of Housing and Urban Development

Voucher Management System

Prior Month Correction (PMC) - Data Input

CT068 Canton Housing Authority

Month: 10 Year: 2015 Tab Selection: Voucher UML and HAP Field Selection: Rental Assistance Component 1 (RAD1)

UML

New Adjusted Value	Old Value	Difference in New to Old Value
0	0	0

HAP

New Adjusted Value	Old Value	Difference in New to Old Value
\$ 0	\$ 0	\$ 0

PHA Justification

Reset Validate Exit PMC

PMC Data Input Screen

Once you have modified the New Adjusted Value in one or both of the displayed fields, the next step is to press the “Validate” button at the bottom of the page. The system will validate just the affected fields. If Hard Edit Error messages were present on the Submission for other fields, they will not be re-validated in this process.

If the Validation process produces errors or Hard Edit errors, the error messages will appear under the appropriate field, as shown in the screen below:

Homes & Communities
U.S. Department of Housing and Urban Development

Voucher Management System

Prior Month Correction (PMC) - Data Input

CT068 Canton Housing Authority

Month: 12 Year: 2015 Tab Selection: Voucher UML and HAP Field Selection: Rental Assistance Component 1 (RAD1)

Please Validate Each Field and correct Errors

UML

New Adjusted Value	Old Value	Difference in New to Old Value
	0	0

Validation Error

HE Number	Error Message	Reason for Adjustment	Comment
HE087	Error HE087: PHA has not reported RAD leasing while the PHA has received one of	HE087 - 1 - RAD1 Units received but not yet leased	

HAP

New Adjusted Value	Old Value	Difference in New to Old Value
\$	\$ 0	\$ 0

Validation Error

HE Number	Error Message	Reason for Adjustment	Comment
HE089	Error HE089: PHA has not reported RAD Component 1 costs while the PHA does have	HE089 - 1 - RAD1 Units received but not yet leased	

PHA Justification

Reset Validate Exit PMC

PMC Data Input Screen



For a Hard Edit Error, just as for a regular Submission, click the appropriate drop-down menu explanation. If "Other" is selected a mandatory explanation is required in the Comment box to further explain the change. For non Hard-Edit errors, such as invalid format or cross-reference errors, the field must be corrected. When corrections and explanations are complete, press the "Validate" button again.

If there are no Validation errors, or if all Hard Edit errors have been properly explained, a "Submit" button will appear at the bottom of the page. Click this button to submit the correction.

Homes & Communities
U.S. Department of Housing and Urban Development

Voucher Management System

Prior Month Correction (PMC) - Data Input

CT068 Canton Housing Authority

Month	Year	Tab Selection	Field Selection
12	2015	Voucher UML and HAP	Rental Assistance Component 1 (RAD1)

UML

New Adjusted Value	Old Value	Difference in New to Old Value
10	0	10

HAP

New Adjusted Value	Old Value	Difference in New to Old Value
\$ 100	\$ 0	\$ 100

PHA Justification

Reset Validate Exit PMC

PMC Data Input Screen

If you do not wish to submit, you can do one of the following:

- Alter one or both of the corrected fields and press the "Validate" field again
- Press the "Reset" button to return to an initial Data Entry screen
- Press the "Exit PMC" button to leave PMC entirely and return to the VMS Home Page

For "Reset" or "Exit PMC" you will lose all corrections you have made on this screen.

After validation is completed, the "Submit" button will display as below



The screenshot shows the 'Prior Month Correction (PMC) - Data Input' screen for the Canton Housing Authority (CT068). The interface includes a navigation menu on the left with options like 'Manage PHA Data', 'PMC PHA', and 'Administer VMS'. The main content area displays a form with dropdown menus for 'Month' (12), 'Year' (2015), 'Tab Selection' (Voucher UML and HAP), and 'Field Selection' (Rental Assistance Component 1 (RAD1)). Below these, a message states 'Form is Valid and Can be Submitted'. The form contains two tables: one for UML (New Adjusted Value: 10, Old Value: 0, Difference: 10) and one for HAP (New Adjusted Value: \$100, Old Value: \$0, Difference: \$100). At the bottom, there is a 'PHA Justification' text area and buttons for 'Reset', 'Submit', and 'Exit PMC'. A green arrow points to the 'Submit' button.

PMC Data Input Screen

When you press “Submit”, the correction is submitted and you will see the following screen:

The screenshot shows the 'Prior Month Correction (PMC) - Data Input' screen for the Allentown Housing Authority (PA004). The main content area displays a success message: 'Your Prior Month Correction has been successfully submitted!'. Below the message is a 'Continue' button. The navigation menu on the left is visible, showing options like 'Manage PHA Data', 'PMC PHA', and 'Administer VMS'.

PMC Data Input Screen

If you press the “Continue” button on the screen, you will return to an initial PMC Data Entry Screen in order to enter a new correction. You may also navigate to any of the selections on the navigation menu to the left of the screen.

Note: Most fields are fully replaced by the PMC process. One exception is the Comment field on the Additional Expense / Comments Tab. If you modify this field via PMC, previous comments will be retained, and your comment will be added below them in the (text) field, as shown below. **The Comment field will accommodate a maximum of 4000 characters at a time with the User's ID, date and time stamp. The Comment field will accommodate and display a maximum of 20,000 characters.**



PMC Data Input Screen

The New Adjusted Value field displays a pop-up message when data entered exceed 4000 characters

VMS Prior Monthly Correction (PMC) – Data Input Page

The New Adjusted Value field displays a pop-up message when data entered(4,000 concurrently) exceed 20000 characters

VMS Prior Month Correction (PMC) Page



4.1.2 Range Check Validation

The Range Check Validation is an edit that checks the difference between the original data and revised data that is submitted by the PHA. The below information discusses four different scenarios that will or will not trigger the Range Validation Edit. If the Range Edit is triggered, then a comparison of the original data to the revised data is done to determine if the difference falls within an acceptable range. The Range Validation Edit is used to reduce the number of hard edit reviews required by the PHA and the FA at the FMC. See Scenario #4 for additional details.

Scenario 1: The system will not check for the range if a PMC passed hard edit validation before adjustment and now fails, for example, the PHA is not in the Veteran's Affairs Supported Housing (VASH) program, PHA originally had not entered data for the VASH program and now enters data for the program, the following will happen:

- The Validation process displays Hard Edit errors, the error messages will appear under the appropriate field, as shown in the screen below:

Homes & Communities
U.S. Department of Housing and Urban Development

Voucher Management System
Prior Month Correction (PMC) - Data Input

PA014 HOUSING AUTHORITY OF THE COUNTY OF BEAVER

Month: 05 Year: 2013 Tab Selection: Voucher UML and HAP Field Selection: Veteran's Affairs Supported Housing (VASH) Voucher

Please Validate Each Field and correct Errors

UML	New Adjusted Value	Old Value	Difference in New to Old Value
	123	0	123

Validation Error

HE Number	Error Message	Reason for Adjustment	Comment
HE007	Error HE007: PHA has reported VASH leasing, but the PHA has not received an award of	HE007 - VASH HAP units received but NOT yet leased	

HAP	New Adjusted Value	Old Value	Difference in New to Old Value
	456	0	456

Validation Error

HE Number	Error Message	Reason for Adjustment	Comment
HE019	Error HE019: PHA has reported VAD I IAP costs, but the PHA has not received an award	HE019 - VAD I IAP units received but NOT yet leased	

Comment

Reset Validate Exit PMC

PMC Data Input Screen-Scenario 1

For a Hard Edit Error, just as for a regular Submission, click the appropriate drop-down menu explanation. If "Other" is selected, a mandatory explanation is required in the Comment box to further explain the change.

When all errors have been properly explained click on the "Submit" button to submit the correction.



Voucher Management System
Prior Month Correction (PMC) - Data Input

PA014 HOUSING AUTHORITY OF THE COUNTY OF BEAVER

Month: 05 Year: 2013 Tab Selection: Voucher UML and HAP Field Selection: Veteran's Affair Supported Housing (VASH) Voucher

Form is Valid and Can be Submitted

New Adjusted Value	Old Value	Difference in New to Old Value
123	0	123

Validation Error

Review the Hard Edit Error Message and then select one of the predefined reasons for acceptance or select "Other" and enter additional comments in the Comment section below.

IE Number	Error Message	Reason for Adjustment	Comment
HE007	Error HE007: PHA has reported VASH leasing, but the PHA has not received an award of	HE007 - VASH HAP units received but NOT yet leased	

HAP

New Adjusted Value	Old Value	Difference in New to Old Value
456 \$	0 \$	456

Validation Error

Review the Hard Edit Error Message and then select one of the predefined reasons for acceptance or select "Other" and enter additional comments in the Comment section below.

IE Number	Error Message	Reason for Adjustment	Comment
HE019	Error HE019: PHA has reported VASH HAP costs, but the PHA has not received an award	HE019 - VASH HAP units received but NOT yet leased	

Comment

Reset Submit Exit PMC

PMC Data Input Screen-Scenario 1

- FA review and approval for the hard edit error message is required

Scenario 2: The system will not check for the range if a PMC failed hard edit validation before adjustment and now passes, for example, the PHA is in the Family Unification program, PHA did not originally enter data for the Family Unification program but now enters data for the program, the following will happen:

- The validation process will display no errors as shown in the screen below:

Voucher Management System
Prior Month Correction (PMC) - Data Input

CA001 Housing Authority of the City & County of SF

Month: 08 Year: 2013 Tab Selection: Voucher UML and HAP Field Selection: Family Unification

UML

New Adjusted Value	Old Value	Difference in New to Old Value
10	0	10

HAP

New Adjusted Value	Old Value	Difference in New to Old Value
50 \$	\$	50

Comment

Reset Validate Exit PMC

PMC Data Input Screen-Scenario 2

A "Submit" button will appear at the bottom of the page as shown below. Click this button to submit the correction.



Homes & Communities
US Department of Housing and Urban Development

Voucher Management System

Prior Month Correction (PMC) - Data Input

CA001 Housing Authority of the City & County of SF

Month: 06 Year: 2013 Tab Selection: Voucher UML and HAP Field Selection: Family Unification

Form is Valid and Can be Submitted

UML	New Adjusted Value	Old Value	Difference in New to Old Value
	10	0	10

HAP	New Adjusted Value	Old Value	Difference in New to Old Value
\$	50 \$	\$	50

Comment

Reset Submit Exit PMC

PMC Data Input Screen-Scenario 2

Scenario 3: The system will not check for the range if a PMC passed hard edit validation before adjustment and now passes, for example, the PHA is in the Litigation program, PHA originally entered data for the Litigation program and enters data for the program again, the following will happen:

The Validation process will display no validation errors

Homes & Communities
US Department of Housing and Urban Development

Voucher Management System

Prior Month Correction (PMC) - Data Input

PA004 Allentown Housing Authority

Month: 03 Year: 2013 Tab Selection: Voucher UML and HAP Field Selection: Litigation

Form is Valid and Can be Submitted

UML	New Adjusted Value	Old Value	Difference in New to Old Value
	100	100	0

HAP	New Adjusted Value	Old Value	Difference in New to Old Value
\$	1000 \$	1000 \$	0

Comment

Reset Validate Exit PMC

PMC Data Input Screen-Scenario 3

A "Submit" button will appear at the bottom of the page as shown below. Click this button to submit the correction.



Homes & Communities
US Department of Housing and Urban Development

Voucher Management System

Prior Month Correction (PMC) - Data Input

PA004 Allentown Housing Authority

Month: 03 Year: 2013 Tab Selection: Voucher UML and HAP Field Selection: Litigation

Form is Valid and Can be Submitted

UML

New Adjusted Value	Old Value	Difference in New to Old Value
200	100	100

HAP

New Adjusted Value	Old Value	Difference in New to Old Value
2300	1000	1300

Comment

Reset Submit Exit PMC

PMC Data Input Screen-Scenario 3

Scenario 4: The system will check for the range if a PMC failed hard edit validation before adjustment and fails again, the difference between the change is checked to determine if the difference between the old and new data is within an acceptable range. If the data falls within an acceptable range than no approval is needed. If the data is not within that acceptable range, then FA approval is required. For example, the PHA is not in the Family Unification program, PHA did originally enter data for the Family Unification program, fails hard edit validation but gets approved by FA, PHA is still not a part of the Family Unification program but enters data for the program, the following will happen:

- If the PMC passes range check validation no error message will display and no FA review and approval is required.
- If the PMC fails range check validation a range validation error message will appear under the appropriate field, as shown in the screen below:

Homes & Communities
US Department of Housing and Urban Development

Voucher Management System

Prior Month Correction (PMC) - Data Input

PA004 Allentown Housing Authority

Month: 07 Year: 2014 Tab Selection: Voucher UML and HAP Field Selection: Moving To Work

Form is Valid and Can be Submitted

UML

New Adjusted Value	Old Value	Difference in New to Old Value
70	100	-30

HAP

New Adjusted Value	Old Value	Difference in New to Old Value
1300	1000	300

Comment

Reset Submit Exit PMC

Message from webpage: Percentage change between revised data and original data appears significant. PHA should review revised data value to ensure the information is accurate.

CLICK OK

PMC Data Input Screen-Scenario 4



- Click the “OK” button

When all errors have been properly explained in the COMMENTS box, please click on the “Submit” button to submit the correction.

Homes & Communities
U.S. Department of Housing and Urban Development

Voucher Management System

Prior Month Correction (PMC) - Data Input

PA004 Allentown Housing Authority

Month: 07 Year: 2014 Tab Selection: Voucher UML and HAP Field Selection: Moving To Work

Form is Valid and Can be Submitted

UML
Percentage change between revised data and original data appears significant. PHA should review revised data value to ensure the information is accurate. UML Percentage change message

New Adjusted Value	Old Value	Difference in New to Old Value
70	100	-30

HAP
Percentage change between revised data and original data appears significant. PHA should review revised data value to ensure the information is accurate. HAP Percentage change message

New Adjusted Value	Old Value	Difference in New to Old Value
\$ 1300	\$ 1000	\$ 300

Comment
Because the revised values you have entered failed the Range Check Validation, a comment should be entered below. Comment System Message

Reset Submit Exit PMC Click SUBMIT

PMC Data Input Screen-Scenario 4

Homes & Communities
U.S. Department of Housing and Urban Development

Voucher Management System

Prior Month Correction (PMC) - Data Input

PA004 Allentown Housing Authority

Your Prior Month Correction has been successfully submitted!

Continue

PMC Data Input Screen-Scenario 4

- FA review and approval is required.

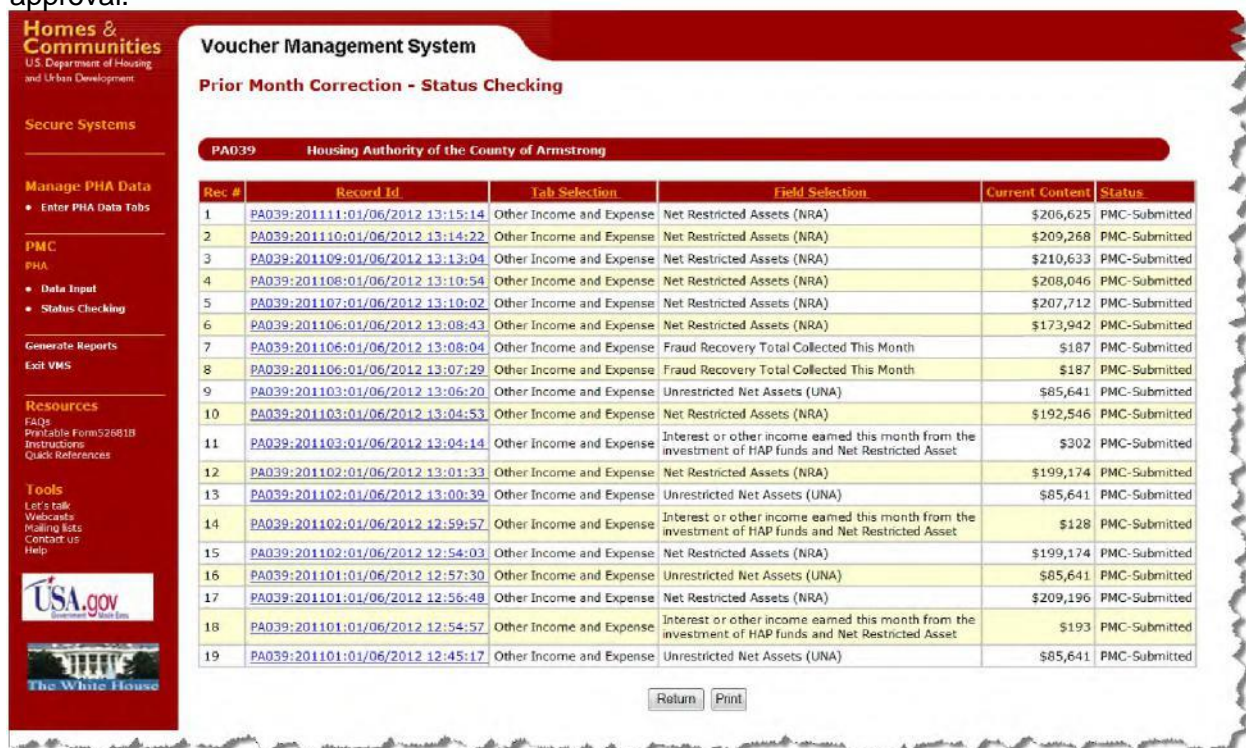
4.1.3 Status Checking

To see a listing of all pending corrections for your PHA, click on the “Status Checking” link on the left-hand navigation menu of the VMS Home Page.



VMS Home Page

The following listing will appear, displaying all currently pending corrections, awaiting FA approval.



PMC Status – Pending Corrections

Each pending correction will include the following fields:

- The Rec.#, a sequential number of line items within the listing
- The Record ID, which is composed of several other fields:
 - PHA number
 - Year and Month Reporting Period of the Submission that was corrected
 - Date and time that the correction was created / submitted
- The tab where the corrected field is located
- The name of the field that was corrected
- The new adjusted amount
- The current status of the PMC

The listing will be displayed in date/time descending order with the newest entry on top.

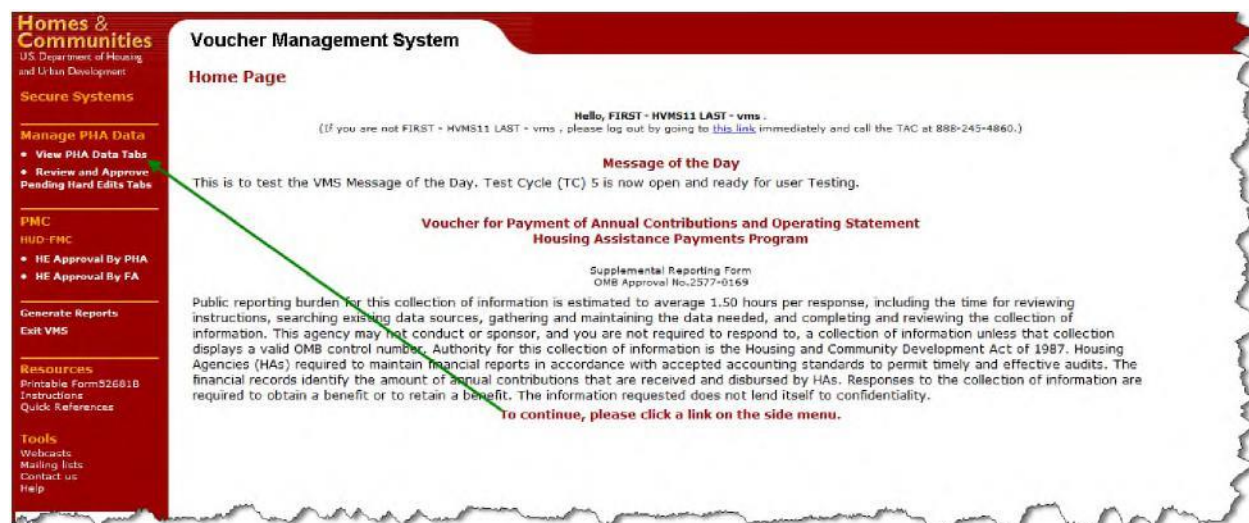


5.0 VIEW AND REVIEW PHA SUBMISSION (HUD USER)



5.0 VIEW AND REVIEW PHA SUBMISSION (HUD USER)

When the HUD user logs on to the VMS system to view the submitted PHA data, the Home Page is displayed. There are two options under the 'Manage PHA Data' side menu: "View PHA Data Tabs" and "Review and Approve Pending Hard Edits Tabs".

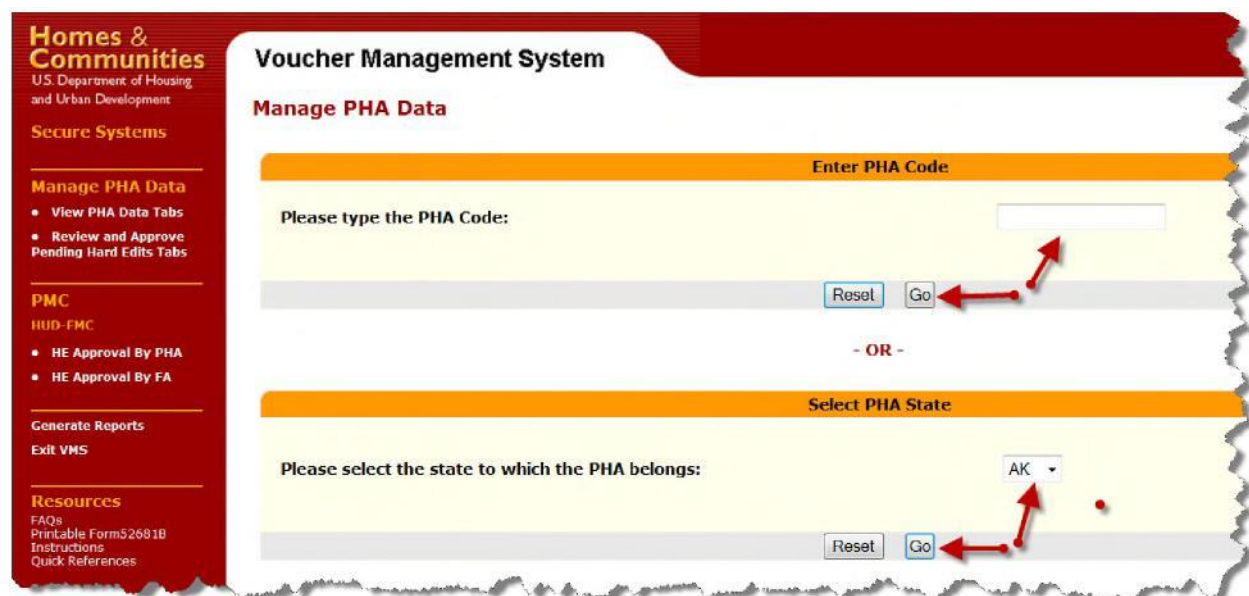


VMS Home Page

5.1 View PHA Data Tabs

5.1.1 Single PHA users will automatically navigate to the List of Submissions page. If you have multiple PHAs associated Navigate to the PHA or Select a state code for the desired PHA submission data. If you are authorized to view multiple PHA's, the screen below will appear, allowing you to navigate to the desired PHA.

Enter the PHA code in the code box or select the appropriate State identifier and press "GO".





VMS PHA Selection Screen – Multiple PHA Assignment

If you selected the state option, a second menu will appear with a drop-down list of PHAs within the selected state

Voucher Management System

Manage PHA Data

PHA Selection

Please Select a PHA:

AK001 Alaska Housing Finance Corporation

Go

PHA Selection from State Code

Select from the drop down menu the appropriate PHA and click on “Go” to access the PHA’s “List of Submissions” page, as displayed below.

Voucher Management System

Manage PHA Data

List of Submissions

PHA Code	CA001
PHA name	Housing Authority of the City & County of SF
FYE	09/30

Month	Status	Last Updated By
No data has been submitted for March 2013		
No data has been submitted for February 2013		
No data has been submitted for January 2013		
December 2010	Submitted	First Name, Last Name Unavailable 21 September 2011
November 2010	Submitted	First Name, Last Name Unavailable 21 September 2011
October 2010	Submitted	First Name, Last Name Unavailable 21 September 2011
September 2010	Submitted	First Name, Last Name Unavailable 19 January 2011
August 2010	PMC - Submitted	FIRST - HVMS20 LAST - vms 12 December 2012
July 2010	PMC - Submitted	FIRST - HVMS20 LAST - vms 12 December 2012
June 2010	Submitted	First Name, Last Name Unavailable 19 January 2011
May 2010	PMC - Submitted	FIRST - HVMS20 LAST - vms 13 December 2012
April 2010		First Name, Last Name Unavailable

VMS List of Submissions Page

5.1.2 The List of Submissions page lists the current status of all the monthly submission for the current and past two fiscal years. To see historical documents past the prior to two prior years, the user needs to select the list all submissions link at the bottom of the page.

[illegible]**Tab 1: Voucher UML/HAP**



Homes & Communities
U.S. Department of Housing and Urban Development
Secure Systems

Manage PHA Data
• View PHA Data Table
• Review and Approve Pending Fund Data Table

PHD-100
• HE Approval By PHA
• HE Approval By FA

Generate Reports
Exit VMS

Resources
Purchase Form/Chart Instructions
Quick Reference

Tools
Welcome
Helping Site
Contact Us
Link

USA.gov
The White House

Voucher Management System
manage pha ata
Custom Housing Authority
MONTH: January
YEAR: 2016
VERSION: 15

MEMEL I - U M E E M I N I Z E M I E - N A I -
Oth tIE p

Memorandum Reporting
Fraud Recovery Total Collected This Month \$ 100
Entered or other income earned this month from the investment of HAP funds and not generated assets 1.1
FSS Exclude Failures This Month \$ loop?
Number of Hard to House Families Leased 10
Number of LBP Initial Clearance Tests old
Number of LBP Risk Assessments old
Portable HAP Costs Billed and Unpaid - 90 Days or older \$ mld

Administrative Expenses
FSS Coordinator Expense Covered by FSS Grant \$ 100
Expense: FLSZ - Other
Comment: (Public service is a calling that each of you has embraced your professional lives to through your daily hard work and dedication to serving the American people - through countless days' prayers of Americans have benefited from your dedication to the nation.)
Note: Please provide comment if "Other" selected
FSS Coordinator Expenses Not Covered by FSS Grant \$ 100
Administrative Expenses \$ 1012
Audit \$ 100

Financial Status
Unexpended net position (year) as of the last day of the month \$ 100
Net unexpended position (year) as of the last day of the month \$ 100
Cash/Investment as of the last day of the month - Voucher Program Only \$ 100

MTW
Name: MTW - HCV Administrative Experts \$ 100
Name: MTW - Public Housing Rehabilitation \$ 100
Name: MTW - Debt Service Repayment \$ 100
Name: MTW - CASH/MULTI-UNIT \$ 100
Name: MTW - Rental Housing Program \$ 100

Other - Unspent Funds
Fund Source 1
Name: Unspent Fund Source (HCV, CAP, OF or MTW)-1 CAP
Name: MTW AL HC-1 HC-1
Name: Activity-1 W r w
Name: Funds Committed-1 s[1.000]ftl
Name: Type of Commitment-1 1 = A P
Name: Obligation-1 103APP-16
Name: Obligation-1 ObligaLeJ-1 \$ 1.000
Name: Type of Obligation-1 CAP
Name: Obligation-1 01AluaLon-1 tta/DOO. 12.MAR-116
Name: Obligation-1 L^n^t=Zon-1 \$ 5.000
Name: Obligation-1 FF n i : M D = 102APP-16

Fund Source 2
Name: CPgrsc-2 D/Pc of Account 2 (HCV, CAP, OF or MTW)-2 CAP
Name: Activity-2 Hy
Name: Funds Committed-2 rtw
Name: Type of Commitment-2 rts Commitml \$ 10,000
Name: Type of Obligation-2 OP
Name: Obligation-2 LQover16
Name: Funds Obligated-2 \$ 9,000
Name: Type of Obligation-2 OP
Name: Obligation-2 10-MAR-16
Name: Funds Expended from Commitment/Obligation-2 \$ 4,500
Name: Projected Date of Full Expenditure-2 (MM/DD/YYYY) 102APP-10

Fund Source 3

Tab 2: Income / Expenses

Tab 3: Additional Expense / Comments

Tab 4: Disaster UML and HAP



Voucher Management Systems (VMS) User Manual

Please enter data for the following month. Voucher Expense Data is validated when it is saved to the database.

MD001 HOUSING AUTHORITY OF THE CITY OF SAMPLE MONTH: June YEAR: 2021 VERSION: 19

Voucher UML/HAP Income/Expenses Expense/Comments Disaster UML/HAP EVHP UML/HAP PHA Info Submission Executive Summary

Emergency UML HAP

Emergency Housing Voucher UML and HAP	UML	HAP
New Emergency Housing Vouchers	<input type="text"/>	\$ <input type="text"/>
New Emergency Housing Vouchers - Number of New Vouchers Issued but not Under HAP Contract as of the last day of the month	<input type="text"/>	
New Emergency Housing Vouchers - HAP Expenses After the First of the Month		\$ <input type="text"/>
New Emergency Housing Vouchers - Admin Fees - Preliminary Fee Expenses		\$ <input type="text"/>
New Emergency Housing Vouchers - Admin Fees - Placement/Lease Fee Expenses		\$ <input type="text"/>
New Emergency Housing Vouchers - Admin Fees - Ongoing Administrative Expenses		\$ <input type="text"/>
New Emergency Housing Vouchers - Service Fee - Housing Search Assistance Expenses		\$ <input type="text"/>
New Emergency Housing Vouchers - Service Fee - Security/Utility Deposit/Rental Application/Holding Fee Expenses		\$ <input type="text"/>
New Emergency Housing Vouchers - Service Fee - Owner Incentive Expenses		\$ <input type="text"/>
New Emergency Housing Vouchers - Service Fee - Other Eligible Expenses		\$ <input type="text"/>
New Emergency Housing - FSS Escrow Deposits		\$ <input type="text"/>
New Emergency Housing Vouchers - FSS Escrow Forfeitures this Month		\$ <input type="text"/>
New Emergency Housing Vouchers - Fraud Recovery Total Collected this Month		\$ <input type="text"/>
New Emergency Housing Vouchers - Unrestricted Net Position Funds (UNRF) as of the Last Day of the Month		\$ <input type="text"/>
New Emergency Housing Vouchers - Restricted Net Position Funds (RNP) as of the Last Day of the Month		\$ <input type="text"/>
New Emergency Housing Vouchers - Cash/Investment as of the Last Day of the Month		\$ <input type="text"/>

Tab 5: EVHP UML and HAP

Homes & Communities
U.S. Department of Housing and Urban Development
Secure Systems

Manage PHA Data

- View PHA Data Tabs
- Review and Approve Pending Hard Edits Tabs

PMC
HUD-FMC

- HE Approval By PHA
- HE Approval By FA

Generate Reports
Exit VMS

Resources
FAQs
Printable Forms2681B
Instructions
Quick References

Tools
Let's talk
Webcasts
Helping lists
Contact us
Help

USA.gov
Department of Housing and Urban Development

The White House

Voucher Management System

Manage PHA Data

Monthly Voucher Data Validation and Save Page

CA001Housing Authority of the City & County of SFMONTH: DecemberYEAR: 2010VERSION:

Voucher UML/HAPIncome/ExpensesExpense/CommentsDisaster UML/HAPPHA InfoSubmissionExecutiveSummary

PHA Contact Information

PHA Contact Information

HA NumberCA001

HA NameHousing Authority of the City & County of SF

HA FYE09/30

Name of HA Point of ContactCherry Hwee

Point of Contact Phone(415) 715-3140

Ext.:0

Point of Contact E-mail Addresshweec@spha.org

Name of Authorized HA OfficialHenry A Alvarez III

Official Housing Authority E-mail Addressalvarezh@spha.org

Program Area Point of Contact - FMC

FMC Financial AnalystThomas M Vittek

E-mail AddressUser01_PIH-VMS@huddev.gov

FA Phone Number(415) 489-6497

Ext.

Program Area Point of Contact - Field Office

Field Office Code9APH

Field Office NameSAN FRANCISCO HUB OFFICE

Field Office Point of ContactGerard Windt

New FO POC E-mail AddressUser01_PIH-VMS@huddev.gov

FO POC Phone Number(415) 489-6444

Ext.

REAC Technical Assistance Center

Technical Assistance Center1-888-245-4860

CancelPrint

Tab 6: PHA Contact Information Tab

For the HUD user who links to the Submission Tab via the “View PHA Data Tabs” link, the Submission Tab does not allow an actual submission. It will allow you to review the validation history and the submission history, and to display and print the entire 5-tab submission data in one report. It will also allow you to print multiple iterations in a report by clicking the boxes next to the iterations you want, or just print the Submission screen.

The Validation History section will display Hard Edit validation for the form and PMC, a column on the far left identifies a Form or PMC Hard Edit.

The Submission History section will display the latest status per item for PMC



Homes & Communities
U.S. Department of Housing and Urban Development

Secure Systems

Manage PHA Data

- View PHA Data Tabs
- Review and Approve Pending Hard Edits Tabs

PMC
HUD-FMC

- HE Approval By PHA
- HE Approval By FA

Generate Reports
Exit VMS

Resources
FAQs
Printable Forms 52061B
Instructions
Quick References

Tools
Let's talk
Webcasts
Helping lists
Contact us
Help

Voucher Management System

June 6, 2012

Manage PHA Data

PA031ALTOONA HOUSING AUTHORITYMONTH: OctoberYEAR: 2012

Voucher UML/HAPIncome/ExpensesExpense/CommentsDisaster UML/HAPPHA InfoSubmissionExecutiveSummary

:: Validation History

Form/PMC	Error Tab	Field Name	Drop Down Selection	Entered By User	Entered Date/Time	Corrected By User	Corrected Date/Time
PMC	Voucher UML and HAP	Moving To Work	HE002 - Other :test	M00300: FIRST - M00300 LAST - vms	06/05/2013 11:16:00	M00300: FIRST - M00300 LAST - vms	06/05/2013 11:16:00
PMC	Voucher UML and HAP	Moving To Work HAP	HE013 - Other :test	M00300: FIRST - M00300 LAST - vms	06/05/2013 11:16:00	M00300: FIRST - M00300 LAST - vms	06/05/2013 11:16:00
FORM	Voucher UML and HAP	DHAP to HCV Voucher HAP	HE032 - Other :Returned	MD1374: Name is NOT available	11/06/2012 13:00:41	MD1374: Name is NOT available	11/06/2012 13:00:41
FORM	Voucher UML and HAP	DHAP to HCV Vouchers Leased	HE030 - Other :Returned	MD1374: Name is NOT available	11/06/2012 13:00:41	MD1374: Name is NOT available	11/06/2012 13:00:41

:: Submission History

Assmt Id	Status Code	Status Description	Last Updated By	Updated User Name	<input checked="" type="checkbox"/>	Updated Date/Time
195916	PMS	PMC - Approved *Moving To Work HAP	M00300	SYSTEM	<input type="checkbox"/>	06/05/2013 11:16:01
195916	PMS	PMC - Approved *Moving To Work	M00300	SYSTEM	<input type="checkbox"/>	06/05/2013 11:16:01
181285	AHE	Hard Edit Approved	H01903	SYSTEM	<input type="checkbox"/>	11/07/2012 17:01:09
181285	PHE	Pending Hard Edit	MD1374	SYSTEM	<input type="checkbox"/>	11/06/2012 13:12:00
181285	DRA	Saved	MD1374	SYSTEM	<input type="checkbox"/>	11/06/2012 13:00:41

NOTE: To generate a printer friendly version of an individual submission status report, click on the "Updated Date/Time" link. To generate a printer friendly version of multiple submission status reports, click on the check box next to the links in the "Updated Date/Time" column to select the required report and click on the "Multiple Print" button. To clear selected reports, click on the Select/Deselect button.

Multiple PrintPrint ScreenCancel

Back to top

U.S. Department of Housing and Urban Development (HUD)
451 7th Street S.W., Washington, DC 20410
Toll-free: (202) 708-4474 TTY: (202) 708-1455

Tab 7: Submission (HUR, HUE User)

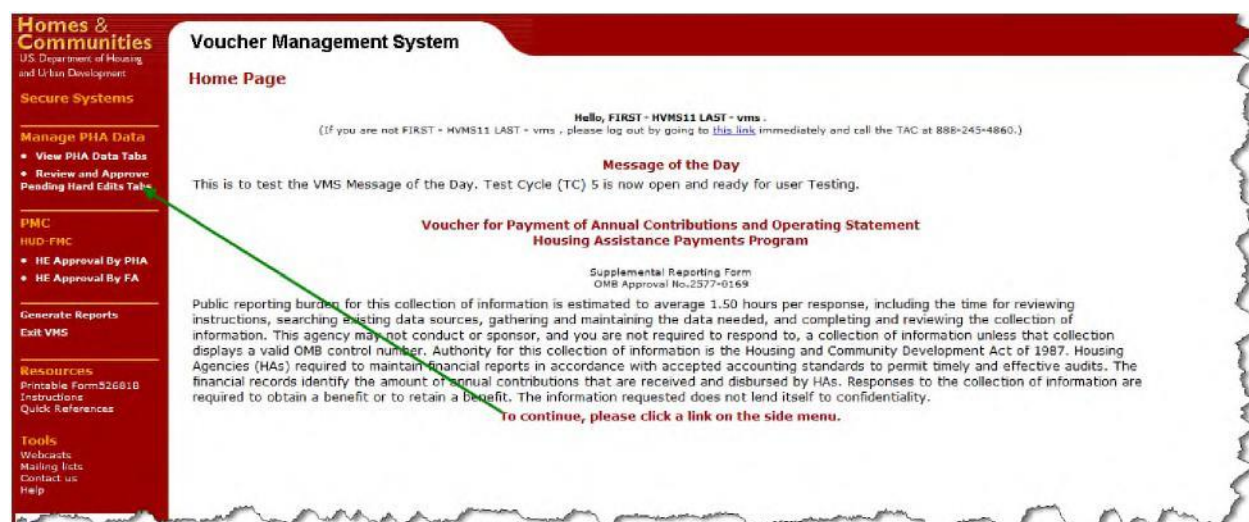
Page 91



5.2 Review and Approve Pending Hard Edits

The Pending Hard Edit Review and Approval process takes place when a PHA has submitted its monthly voucher data with Hard Edits included. A Hard Edit is a field which has been flagged by the Validation process as an error, but which has been explained by the PHA to be correct as is. It is the responsibility of the Financial Analyst to review the data and explanations, and to either approve or disapprove the submission.

5.2.1 To begin a review of the submitted data, log into the VMS system as an HUR role, and click the “Review and Approve Pending Hard Edits Tabs” link shown on the Home Page side menu.



VMS Home Page

You will be prompted to enter either the PHA number or select the appropriate State Code and then click on go to proceed.



User with Multiple PHA Assignment - Selection Page



5.2.2 After selecting the state code, choose the appropriate PHA from the dropdown list and click on go.

If you selected the state option, a second menu will appear with a drop-down list of PHAs within the selected state

PHA Selection from State Code

5.2.3 A List of Submissions for that PHA will display, showing the Status for each pending hard edit. Notice that the first entry has a status of “Pending Hard Edit Submission”, and is blank in the Financial Analyst column.

List of Pending Submissions		
Month	Status	Financial Analyst Status
July 2012	FIRST - HVMS00 LAST - vms Pending Hard Edit Submission 10 April 2013	
June 2012	FIRST - HVMS20 LAST - vms Pending Hard Edit Submission 05 December 2012	FIRST - HVMS00 LAST - vms Approved 11 December 2012
May 2012	First Name, Last Name Unavailable Pending Hard Edit Submission 21 June 2012	First Name, Last Name Unavailable Approved 21 June 2012
April 2012	First Name, Last Name Unavailable Pending Hard Edit Submission 16 May 2012	First Name, Last Name Unavailable Approved 18 May 2012
March 2012	First Name, Last Name Unavailable Pending Hard Edit Submission 13 April 2012	First Name, Last Name Unavailable Approved 17 April 2012
February 2012	First Name, Last Name Unavailable Pending Hard Edit Submission 22 March 2012	First Name, Last Name Unavailable Approved 22 March 2012
January 2012	First Name, Last Name Unavailable Pending Hard Edit Submission 21 February 2012	First Name, Last Name Unavailable Approved 20 February 2012

VMS Pending Hard Edits by PHA

5.2.4 Click on a specific month-year link to open the pending hard edit. The 52681B form will be displayed in tabular format, and the FA can browse each tab validating the data entry. The first tabs contain the actual PHA data entry, plus any Hard Edit notations for fields that did not meet the validation edits. The last Tab will display “Review” rather than “Submission”.



VMS Pending Hard Edit Review Screen

5.2.5 After reviewing each of the individual tabs, the FA will click on the “Review” tab button. This screen is now displayed in 2 segments. Section 1 displays the validation history, identifying the hard edit errors, tab and field name. Section 2 displays the Budget Authority Data used to validate the data for the reporting month.

Error Tab	Field Name	Drop Down Selection	Entered By User	Entered Date/Time	Corrected By User	Corrected Date/Time
Voucher UML and HAP	Veteran's Affair Supported Housing (VASH) Voucher	HE000 - VASH HAP units received but NOT yet leased	MJ7376: Name is NOT available	08/22/2012 10:54:28	MJ7376: Name is NOT available	08/22/2012 10:54:28
Voucher UML and HAP	Veteran's Affair Supported Housing (VASH) HAP	HE018 - VASH HAP units received but NOT yet leased	MJ7376: Name is NOT available	08/22/2012 10:54:28	MJ7376: Name is NOT available	08/22/2012 10:54:28
Voucher UML and HAP	Veteran's Affair Supported Housing (VASH) Voucher	HE000 - VASH HAP units received but NOT yet leased	MN4773: Name is NOT available	08/22/2012 11:34:57	MN4773: Name is NOT available	08/22/2012 11:40:37
Voucher UML and HAP	Veteran's Affair Supported Housing (VASH) HAP	HE018 - VASH HAP units received but NOT yet leased	MN4773: Name is NOT available	08/22/2012 11:34:57	MN4773: Name is NOT available	08/22/2012 11:40:37

Program Type	HAP Budget Amount	HAP Monthly Amount	Program Indicator
1. 5 Year Mainstream	0	0	DU
2. 5 Year Mainstream HAP	0	0	DV
3. PSS Coordinator Expenses Covered by PSS Grant	0	0	FS
4. Moving To Work	0	0	MU
5. Veteran's Affair Supported Housing (VASH) HAP	0	1000	VA
6. HAP Total	848042	863644	VO
7. Veteran's Affair Supported Housing (VASH) Voucher	0	10	VS
8. Total Vouchers	0	1410	VU

Program Type	Start Date
1. Tenant Protection	1997 / 4
2. DHAP	Not part of the program

VMS Review Tab Screen

Note: FA will be able to see edit messages on the Review and Approval page. All Hard Edit error messages have numbers e.g. HE001, HE023, for FAs to understand details of error messages see Appendix B

5.2.6 Clicking on the “Review” button at the bottom on the page, will display a page that will allow the Financial Analyst to approve or reject the submission, and enter comments into a comment section.



VMS HUD Hard Edit Review and Approve/Disapprove Screen

5.2.7 After reviewing the PHA submission, the FA will click on either the “Yes” or “No” radio button, and enter an explanation of the decision (if declined) in the “Comments” field. Once the information is completed, the user will click on the “Continue” button at the bottom of the page, to complete the review process. A System Messages will appear at the top of the review tab indicating that the decision was saved successfully, or if not, indicating an error in the process.

VMS HUD Hard Edit Review and Approve/Disapprove Screen

5.2.7.1 APPROVED SUBMISSION: An approval will trigger an approved email notification to be sent to the PHA Executive Director and the Point of Contact identified in VMS. An approval means the submission for that month is completed.

5.2.7.2 DISAPPROVED SUBMISSION: A disapproval of the hard edits will trigger a ‘disapproved email notification’ to be sent to the PHA Executive Director and the Point of Contact identified in VMS. The PHA will have to edit the original submission and resubmit the corrected data, and notify the FA of the resubmission.

Note: FA will also be able to monitor open submissions using the Hard Edit report (See section 7.0 General Report section)



5.2.8 By clicking on the “Continue” button, The Pending Submissions page will be re-displayed with the updated Status columns identifying the result of the pending hard edit review.

Voucher Management System		
Pending Hard Edit Review and Approval		
List of Pending Submissions		
PHA Code	CA008	
PHA name	Housing Authority of the County of Kern	
FYE	06/30	
Month	Status	Financial Analyst Status
July 2012	FIRST - HVMS00 LAST - vms Pending Hard Edit Submission 10 April 2012	FIRST - HVMS00 LAST - vms Approved 10 April 2012
June 2012	FIRST - HVMS20 LAST - vms Pending Hard Edit Submission 05 December 2012	FIRST - HVMS00 LAST - vms Approved 11 December 2012
May 2012	First Name, Last Name Unavailable Pending Hard Edit Submission 21 June 2012	First Name, Last Name Unavailable Approved 21 June 2012
April 2012	First Name, Last Name Unavailable Pending Hard Edit Submission 21 June 2012	First Name, Last Name Unavailable Approved 21 June 2012

VMS Pending Hared Edit Review and Approval Screen

5.3 Review and Approve Prior Month Corrections

When you log on to the VMS system in an HUR role, the VMS Home page will look like this. In order to review and approve Prior Month Corrections (PMC) containing Pending Hard Edits, select one of the two options circled below: “HE Approval by PHA”, or “HE Approval by FA”.

Homes & Communities
U.S. Department of Housing and Urban Development
Secure Systems

Manage PHA Data

- View PHA Data Table
- Review and Approve Pending Hard Edits Table

PMC
HUD-FHC

- HE Approval By PHA
- HE Approval By FA

Generate Reports
Exit VMS

Resources
Printable Form 52681B
Instructions
Quick References

Tools
Webcasts
Mailing lists
Contact us
Help

Voucher Management System
Home Page

Hello, FIRST - HVMS11 LAST - vms .
(If you are not FIRST - HVMS11 LAST - vms , please log out by going to [this link](#) immediately and call the TAC at 888-245-4860.)

Message of the Day
This is to test the VMS Message of the Day. Test Cycle (TC) 5 is now open and ready for user Testing.

Voucher for Payment of Annual Contributions and Operating Statement
Housing Assistance Payments Program

Supplemental Reporting Form
OMB Approval No.2577-0169

Public reporting burden for this collection of information is estimated to average 1.50 hours per response, including the time for reviewing instructions, searching existing data sources, gathering and maintaining the data needed, and completing and reviewing the collection of information. This agency may not conduct or sponsor, and you are not required to respond to, a collection of information unless that collection displays a valid OMB control number. Authority for this collection of information is the Housing and Community Development Act of 1987. Housing Agencies (HAs) required to maintain financial reports in accordance with accepted accounting standards to permit timely and effective audits. The financial records identify the amount of annual contributions that are received and disbursed by HAs. Responses to the collection of information are required to obtain a benefit or to retain a benefit. The information requested does not lend itself to confidentiality.

To continue, please click a link on the side menu.

VMS Home Page

5.3.1 PMC Approval by PHA

When you select “HE Approval by PHA” from the VMS Home Page, this screen will display, allowing you to select the PHA, either by keying in the PHA number directly in the upper section, or by selecting a State code from the drop-down menu and selecting the “Go” button



PMC -PHA or State Selection Menu (one)

If you selected the State code, a second selection screen will display, allowing you to choose the PHA from a drop-down list.

PMC -PHA Selection Menu (two)

When you select the PHA, a screen like this appears, displaying all pending Prior Month Corrections for the PHA. Each pending PMC displays enough information for the Financial Analyst to review and approve or disapprove the Hard Edit. Click the appropriate FA Approval button in the upper right corner, and add your comments in the FA Comments field at the bottom right of the box.



If more than one pending PMC exists for the PHA, the screen will display each one in order, as the following example shows, with three PCs for the same PHA.

Homes & Communities
U.S. Department of Housing and Urban Development
Secure Systems

Manage PHA Data

- View PHA Data Tabs
- Review and Approve Pending Hard Edits Tabs

PMC

- HE Approval By PHA
- HE Approval By FA

Generate Reports
Exit VMS

Resources

- FAQs
- Printable Form 526015
- Instructions
- Quick References

Tools

- Let's talk
- Webcasts
- Mailing lists
- Contact us
- Help

Voucher Management System
Prior Month Correction (PMC) - HE Approval By PHA

PA004 Allentown Housing Authority

Record Id: PA0041201106104/17/2013 13:54:16

Type	Tab Selection	Field Selection	Prior Amount	Adjustment Amount	Current Amount	FA Approval
UML	Voucher UML and HAP	Moving To Work	0	15	15	<input type="radio"/> Approve <input type="radio"/> Disapprove
HE Number	HE002	Error HE002: PHA has reported Moving To Work Leasing, but PHA does not have a Moving To Work program.	HE002 - No Units Leased	Review the Hard Edit Error Message and then select one of the predefined reasons for acceptance or select "Other" and enter additional comments in the Comment section below.		
Type	HAP	Voucher UML and HAP	Moving To Work HAP	0	150	150
HE Number	HE013	Error HE013: PHA has reported Moving To Work HAP expenses, but PHA does not have a Moving To Work program.	HE013 - No Units Leased	Review the Hard Edit Error Message and then select one of the predefined reasons for acceptance or select "Other" and enter additional comments in the Comment section below.		
PHA Justification			FA Comments			
Review the Hard Edit Error Message and then select one of the predefined reasons for acceptance or select "Other" and enter additional comments in the Comment section below. Review the Hard Edit Error Message and then select one of the predefined reasons for acceptance or select "Other" and enter additional comments in the Comment section below.						

Record Id: PA0041201106104/17/2013 13:44:26

Type	Tab Selection	Field Selection	Prior Amount	Adjustment Amount	Current Amount	FA Approval
UML	Voucher UML and HAP	Family Unification	0	15	15	<input type="radio"/> Approve <input type="radio"/> Disapprove
HE Number	HE029	Error HE029: PHA has reported Family Unification Leasing, but PHA does not have a Family Unification program.	HE029 - No Units Leased	Review the Hard Edit Error Message and then select one of the predefined reasons for acceptance or select "Other" and enter additional comments in the Comment section below.		
Type	HAP	Voucher UML and HAP	Family Unification HAP	0	500	500
HE Number	HE015	Error HE015: PHA has reported Family Unification HAP expenses, but PHA does not have a Family Unification program.	HE015 - Other	Review the Hard Edit Error Message and then select one of the predefined reasons for acceptance or select "Other" and enter additional comments in the Comment section below.		
PHA Justification			FA Comments			
Review the Hard Edit Error Message and then select one of the predefined reasons for acceptance or select "Other" and enter additional comments in the Comment section below. Review the Hard Edit Error Message and then select one of the predefined reasons for acceptance or select "Other" and enter additional comments in the Comment section below. Review the Hard Edit Error Message and then select one of the predefined reasons for acceptance or select "Other" and enter additional comments in the Comment section below. Review the Hard Edit Error Message and then select one of the predefined reasons for acceptance or select "Other" and enter additional comments in the Comment section below.						

Record Id: PA0041201107104/17/2013 13:40:21

Type	Tab Selection	Field Selection	Prior Amount	Adjustment Amount	Current Amount	FA Approval
UML	Voucher UML and HAP	Moving To Work	0	10	10	<input type="radio"/> Approve <input type="radio"/> Disapprove
HE Number	HE002	Error HE002: PHA has reported Moving To Work Leasing, but PHA does not have a Moving To Work program.	HE002 - No Units Leased	Review the Hard Edit Error Message and then select one of the predefined reasons for acceptance or select "Other" and enter additional comments in the Comment section below.		
Type	HAP	Voucher UML and HAP	Moving To Work HAP	0	200	200
HE Number	HE013	Error HE013: PHA has reported Moving To Work HAP expenses, but PHA does not have a Moving To Work program.	HE013 - No Units Leased	Review the Hard Edit Error Message and then select one of the predefined reasons for acceptance or select "Other" and enter additional comments in the Comment section below.		
PHA Justification			FA Comments			
Review the Hard Edit Error Message and then select one of the predefined reasons for acceptance or select "Other" and enter additional comments in the Comment section below. Review the Hard Edit Error Message and then select one of the predefined reasons for acceptance or select "Other" and enter additional comments in the Comment section below. Review the Hard Edit Error Message and then select one of the predefined reasons for acceptance or select "Other" and enter additional comments in the Comment section below.						

PMC Pending Corrections List by PHA



The Financial Analyst can approve / disapprove each PMC, and then click on the **Submit** button at bottom. If you prefer to leave the screen without approving / disapproving the Hard Edit, click on the **Return** button at bottom.

5.3.2 PMC Approval by FA

When you select “HE Approval by FA” from the VMS Home Page, this screen will display, allowing you to select the Financial Analyst (FA) name from a drop-down list. Select the FA name and click on the “Go” button.

Homes & Communities
U.S. Department of Housing and Urban Development
Secure Systems

Manage PHA Data

- View PHA Data Tabs
- Review and Approve Pending Hard Edits Tabs

PMC

- HUD-FMC
- HE Approval By PHA
- HE Approval By FA

Voucher Management System

Prior Month Correction (PMC) - HE Approval By FA

Financial Analyst

Please Select the appropriate Financial Analyst from the dropdown list:

Bobbi Stracker

Reset Go

PMC FA Selection Menu

When you select the FA name, a screen like this appears, displaying all pending Prior Month Corrections for the Financial Analyst.

Homes & Communities
U.S. Department of Housing and Urban Development
Secure Systems

Manage PHA Data

- View PHA Data Tabs
- Review and Approve Pending Hard Edits Tabs

PMC

- HUD-FMC
- HE Approval By PHA
- HE Approval By FA

Voucher Management System

Prior Month Correction (PMC) - HE Approval By FA

Financial Analyst: Patricia Young

Rec #	Record ID	Tab Selection	Field Selection	Current Amount	Current Status
1	MD003:201208:03/13/2013 13:58:53	Voucher UML and HAP	Moving To Work	23	PMC-Pending
2	MD003:201208:03/13/2013 13:58:53	Voucher UML and HAP	Moving To Work HAP	\$54	PMC-Pending
3	MD018:201203:06/26/2012 12:03:38	Voucher UML and HAP	5 Year Mainstream HAP	\$82,958	PMC-Pending
4	MD018:201203:06/26/2012 12:03:38	Voucher UML and HAP	5 Year Mainstream	100	PMC-Pending

Return Print

PMC Pending Corrections List by FA

The name and Division of the Financial Analyst appear at the top of the page. Each line item displays the following fields:

- The Rec.#, a sequential number of line items within the listing
- The Record ID, which is composed of several other fields:
 - PHA number
 - Year and Month Reporting Period of the Submission that was corrected
 - Date and time that the correction was created / submitted
- The tab where the corrected field is located
- The name of the field that was corrected
- The new adjusted amount (Current Amount)
- The current status of the PMC



Click on the Record ID of the correction you want to review. The Hard Edit Approval page will appear, as below.

5.3.3 PMC Approval / Disapproval Screen

This screen, when selected by the FA, shows the PMC corrected field and the hard edit information. It also has an Approve / Disapprove section and a comment field for you to explain the reason for approving or disapproving the pending PMC Hard Edit.

Homes & Communities
US Department of Housing and Urban Development
Secure Systems

Manage PHA Data

- View PHA Data Tabs
- Review and Approve Pending Hard Edits Tabs

PMC

- HUD-FHC
- HE Approval By PHA
- HE Approval By FA

Generate Reports

Exit VMS

Resources

- FAQs
- Printable Form 52681B
- Instructions
- Quick References

Tools

- Let's talk
- Webcasts
- Mailing lists
- Contact us
- Help

Voucher Management System

Prior Month Correction (PMC) - HE Approval Page

MD003 Frederick Housing Authority August 2012

Type	Tab Selection	Field Selection	Prior Amt	Adjustment Amt	Current Amt
UML	Voucher UML and HAP	Moving To Work	0	23	23

HE Number	Error Message	Reason for Adjustment	Comment
HE002	Error HE002: PHA has reported Moving to Work	HE002 - Other	Public reporting burden for this collection of information is

Type	Tab Selection	Field Selection	Prior Amt	Adjustment Amt	Current Amt
HAP	Voucher UML and HAP	Moving To Work HAP	0	54	54

HE Number	Error Message	Reason for Adjustment	Comment
HE013	Error HE013: PHA has reported Moving to Work HAP	HE013 - Other	Public reporting burden for this collection of information is

PHA Justification

Public reporting burden for this collection of information is estimated to average 1.50 hours per response, including the time for reviewing instructions, searching existing data sources, gathering and maintaining the data

FA Comments

☐ Approve ☐ Disapprove

PMC FA Approval / Disapproval Page

Select the Approve or Disapprove radio button at the bottom of the page, and if appropriate, fill in a comment in the FA Comments field. Then select one of the two buttons at the bottom of the page: "Process and Return" or "Reset".

If you select "Reset", the approval / disapproval buttons will be blanked out, as will any comment you wrote. If you return to the list of PMC pending HE Corrections, without further action, you will see that this correcting still has a status of "Pending".

If you select "Process and Return", you will return to the list of PMC pending HE Corrections, and you will see that the status of this PMC Pending HE has changed to either "Disapproved PMC Hard Edit" or "Approved PMC Hard Edit". If there are no additional pending PMCs with Hard Edits, you will see this screen:



Homes & Communities
U.S. Department of Housing and Urban Development
Secure Systems

Voucher Management System
Prior Month Correction (PMC) - HE Approval By PHA

MD001 HOUSING AUTHORITY OF THE CITY OF ANNAPOLIS

There are no additional hard edits pending approval for this PHA

[Return](#)

Manage PHA Data
• View PHA Data Tabs
• Review and Approve Pending Hard Edits Tabs

PMC
HUD-PMC
• HE Approval By PHA
• HE Approval By FA

[Generate Reports](#)

5.3.4 PMC Approval / Disapproval Email to PHA

When you approve or disapprove a PMC Pending Hard Edit, the system will automatically send an email to the PHA Point of Contact, notifying them of the Approval / Disapproval. The "From" address of the email will be the FA approving / disapproving the PMC Hard Edit. The PHA can respond through normal email channels, not via the VMS system.

5.3.5 PMC Daily Pending Report via Email

Each Financial Analyst receives a daily PDF report of all PMC Pending Hard Edit records, by FA. The report comes by email, generated by the system. Since it is a PDF format, you cannot view the individual correction screens by clicking on the line items.

Prior Month Corrections Report - by FA

Financial Analyst: Kimberly M. Marchettie Division: Operations

Rec #	Record ID	Division	Financial Analyst	Tab Selection	Field Selection	Adjustment Amount	Status
1	AS001:08:2010:04:07:2010:12:45:32PM	East	John Q. Public	Voucher UML and HAP	Number of Vouchers Under Lease (HAP Contract) on the last day of the month	\$1,234,567,890.12	Disapproved
2	AS001:08:2010:04:07:2010:12:45:32PM	East	John Q. Public	Other Income and Expenses	Interest or other income earned this month from the investment of HAP funds and Net Restricted Assets	\$1,234,567,890.12	Approved
3	BC001:08:2010:04:07:2010:12:45:32PM	East	John Q. Public	Additional Expense/Comments	Expense 1 Amount	\$1,234,567,890.12	Pending
4	CD001:08:2010:04:07:2010:12:45:32PM	East	John Q. Public	Additional Expense/Comments	Expense 1 Comment	This is a memo field and will allow the user to enter and enter	Pending
5	DE001:08:2010:04:06:2010:10:15:12AM	East	John Q. Public	Disaster UML and HAP	DHAP Families Assisted - Units	\$1,234,567,890.12	Approved
6	DG001:08:2010:04:06:2010:10:15:12AM	South	John Q. Public	Disaster UML and HAP	DHAP Families Assisted - HAP	\$1,234,567,890.12	Approved
7	HI 425:05:2010:04:04:2010:09:35:32AM	South	John Q. Public	Voucher UML and HAP	Number of Vouchers Under Lease (HAP Contract) on the last day of the month	\$1,234,567,890.12	Disapproved
8	H 5425:05:2010:04:04:2010:09:35:32AM	South	John Q. Public	Other Income and Expenses	Interest or other income earned this month from the investment of HAP funds and Net Restricted Assets	\$1,234,567,890.12	Approved
9	HE425:05:2010:04:04:2010:09:35:32AM	South	John Q. Public	Additional Expense/Comments	Expense 1 Amount	\$1,234,567,890.12	Pending
10	HH425:05:2010:04:04:2010:09:35:32AM	West	John Q. Public	Additional Expense/Comments	Expense 1 Comment	This is a memo field and will allow the user to enter and enter	Pending
11	PA425:05:2010:04:04:2010:09:35:32AM	West	John Q. Public	Disaster UML and HAP	DHAP Families Assisted - Units	\$1,234,567,890.12	Approved
12	WA015:06:2010:04:04:2010:09:38:32AM	West	John Q. Public	Disaster UML and HAP	DHAP Families Assisted - HAP	\$1,234,567,890.12	Approved
13	WV004:01:2010:04:02:2010:01:12:31PM	West	John Q. Public	Voucher UML and HAP	Number of Vouchers Under Lease (HAP Contract) on the last day of the month	\$1,234,567,890.12	Disapproved

Page 1

VMS - Reports Section - PHA HE Status by FA - Report

The recipient Financial Analyst name and his/her Division name appear at the top of the page. Each line item displays the following fields:

- The Rec.#, a sequential number of line items within the listing



- The Record ID, which is composed of several other fields:
 - PHA number
 - Year and Month Reporting Period of the Submission that was corrected
 - Date and time that the correction was created / submitted
- The Division of the PMC correction
- The Financial Analyst associated with the PHA
- The tab where the corrected field is located
- The name of the field that was corrected
- The new adjusted amount
- The current status of the PMC



6.0 Executive Summary



6.0 EXECUTIVE SUMMARY

6.1 PHA Summary

For PHA users, the Executive Summary Tab allows users to generate an Executive Summary Report in one of 4 formats:

- Allocations and Balance,
- Recap Worksheet
- Utilization Graphs

When you click on the Executive Summary Tab the following report selection page, will display, as shown below.

Executive Summary Format Selection Menu

Click on the radio button for the report format you wish to see, and then click on the “Continue” button.

- If you wish to create several reports, you must produce them one at a time.
- If you click on one radio button you will clear a button that has already been selected

Click on the “Return button to return to the previous screen without generating any report.

Below are examples of the four report formats:



6.1.1 Allocations and Balance

Homes & Communities
U.S. Department of Housing and Urban Development

Voucher Management System
April 9, 2012

Manage PHA Data

PA004 Allentown Housing Authority MONTH: October YEAR: 2012

Voucher UML/RSP Income/Expenses Expense/Comments Disburse UML/RSP PHA Info Submission Executive Summary

Executive Summary - Public Housing Authority Allocation and Balance

PHD Calculation

NRA Beginning Balance from Prior Year End Balance	0
Budget Authority from HUD/CAPS CYTD	7,760,814
HAP Expense Reported in VMS CYTD	4,092,438
Other Revenues Reported in VMS CYTD	6,992
End of Current Month Net Restricted Assets (NRA)	3,675,368

PHA Reported

PHA Estimate of Net Restricted Assets (NRA)	1,235,454
PHA Estimate of Cash on Hand (COH)	1,235,464

Utilization

Utilization Units (UML / UMA)	0	Percentage	46
Utilization HAP (HAP / ABA)	0.53		
Utilization All Funds = HAP expended CYTD/ABA + (Budgeted NRA - 1 Month prorated NRA cushion)	0.53		

Utilization Units Graph

Utilization HAP Graph

Post Return

Executive Summary – Allocations and Balance

6.1.2 Recap Worksheet

Homes & Communities
U.S. Department of Housing and Urban Development

Voucher Management System
April 9, 2012

Manage PHA Data

PA004 Allentown Housing Authority MONTH: October YEAR: 2012

Voucher UML/RSP Income/Expenses Expense/Comments Disburse UML/RSP PHA Info Submission Executive Summary

Executive Summary - Public Housing Authority Recap

*** NRA Balance as of 12/31/2011:	0	
ABA Disbursed YTD	7,760,814	
HAP Expenditure YTD	4,092,438	
Remaining NRA YTD	3,668,376	
		Including NRA
CY Eligibility	7,760,814	
Remaining CY Eligibility	3,668,376	3,668,376
CY Months Remaining	2	2
Monthly CY Eligibility Remaining	1,834,188	1,834,188
Unit Months Available CY	14,075	
Unit Months Leased CY	6,540	
Unit Months Remaining CY	7,535	
Monthly Unit Months Available Remaining	-498	
Unit Months Funding Would Support	-15	3,768
Monthly Units Funding Would Support	-8	3,768
Minimum Available or Supportable	7,535	5,802
Minimum Available or Supportable Monthly	7,535	-498

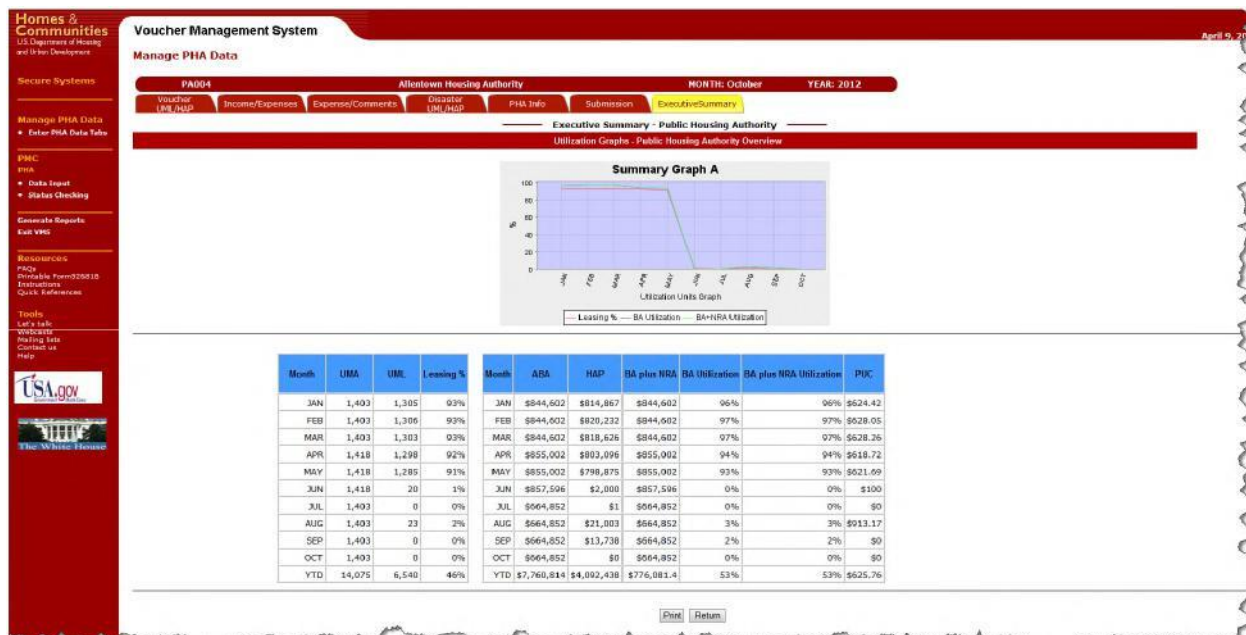
* Represents units supportable by ABA only - no use of NRA and within UMA limits
** Represents units supportable by all funds including expenditure of all NRA and all ABA, and also within UMA limits
*** (NRA@12/31/09 is after offset deducted)

Post Return

Executive Summary – Recap Worksheet



6.1.3 Utilization Graphs



Executive Summary – Utilization Graphs



6.2 National/Regional/State/FO Executive Summary

In addition to the PHA Executive Summary reports, authorized HUD FMC users can see the same reports for a wider range of data: National, Regional, State, or Field Office,

For a user authorized to see the National, Regional, State and Field Office Executive Summaries, the screen below will display when the user clicks on the Executive Summary Tab:

The screenshot shows the 'Voucher Management System' interface. The left sidebar contains navigation links for 'Secure Systems', 'Manage PHA Data', 'PMC', 'Administer VMS', and 'Resources'. The main content area is titled 'Manage PHA Data' and shows the 'Executive Summary' tab selected. The 'Select Report Group' section has radio buttons for National, Region, State, Field Office, and Public Housing Authority. The 'Continue' button is at the bottom right.

Select either National, Regional, State, Field Office, or Public Housing Authority (PHA) to set the parameters of the summary report, and then click on the “Continue” button. A screen asking for additional information will display, similar to this PHA example:

The screenshot shows the 'Voucher Management System' interface. The left sidebar contains navigation links for 'Secure Systems', 'Manage PHA Data', 'PMC', 'Administer VMS', and 'Resources'. The main content area is titled 'Manage PHA Data' and shows the 'Executive Summary' tab selected. The 'Select Report Group' section has radio buttons for National, Region, State, Field Office, and Public Housing Authority. The 'Continue' button is at the bottom right.

Indicate the PHA number, (or FO, State, Region), select one of the report format radio buttons, and then click on the “Continue” button. An executive summary in the selected format for the selected range of data will be created.

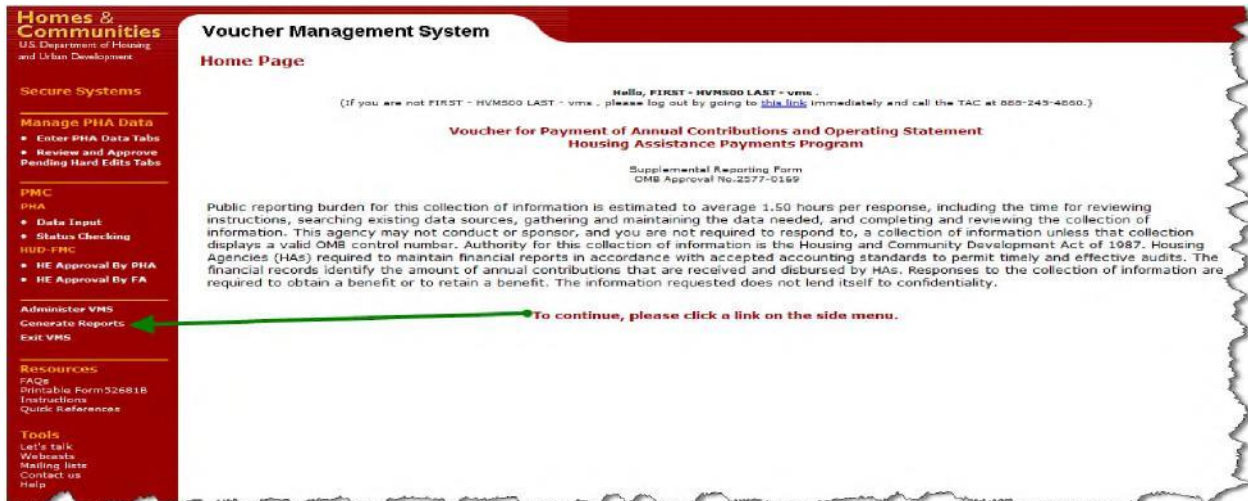


7.0 GENERATE REPORTS



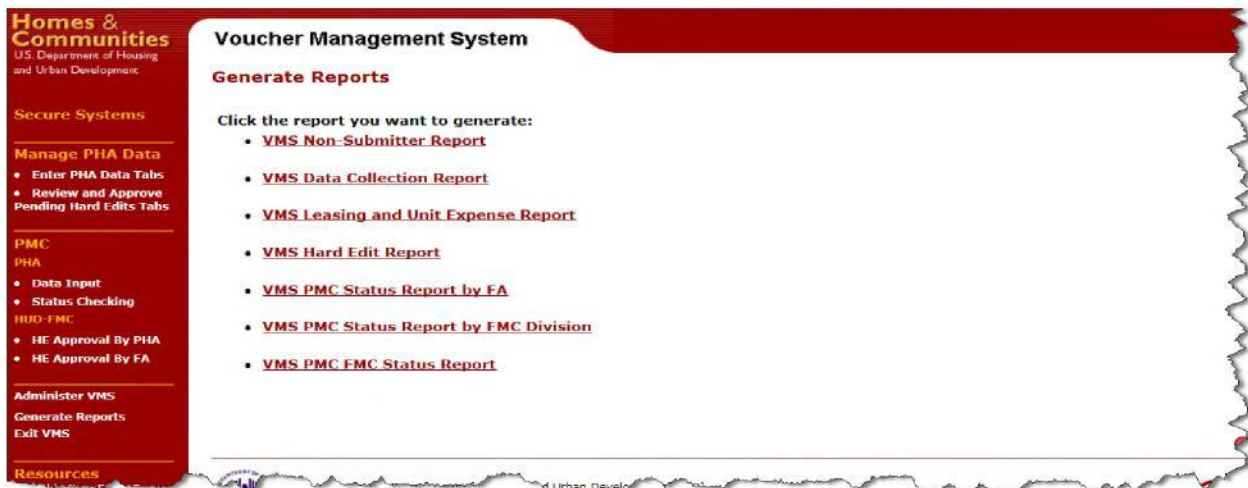
7.0 GENERATE REPORTS

At the Home Page, the HUD or PHA user can select “Generate Reports” from the side menu.



VMS Home Page

The “Generate Reports menu will display. **Note: For PHA users (UDE), only the VMS Data Collection Report is available.**



VMS Generate Report Selection Menu

Select the report you wish to produce from this menu.

7.1 VMS Non Submitter Report

To view the VMS Non-Submitter Report, the user must log into the system as an HUR user, and select the “Generate Reports” link on the Home Page side menu. The Report Selection Menu will display.



This report is available for users with the HUR Role. When you select this report, the following page appears, allowing you to select a date range (up to 12 months), and the State on which the report is based. You can also select the type of Non-Submitter Report, from the following choices:

- Data Table
- Number of Non-Submitters per Month
- Number of Non-Submitters per PHA
- Percentage of Non-Submitters

Homes & Communities
U.S. Department of Housing and Urban Development

Secure Systems

Manage PHA Data

- Enter PHA Data Tabs
- Review and Approve Pending Hard Edits Tabs

PMC

PHA

- Data Input
- Status Checking

HUD-FMC

- HE Approval By PHA
- HE Approval By FA

Administer VMS

- Generate Reports
- Exit VMS

Voucher Management System

VMS Non-Submitter Report

[<< Back to Generate Reports Menu](#)

Select a Date Range

NOTE: With the "Start" and "End" dates inclusive, the date range should **NOT** exceed 12 months.

Please select a date range: MM YYYY to MM YYYY State AK

Report

- ☒ Data Table
- ☐ Number of Non-Submitters per month
- ☐ Number of Non-Submitters per PHA
- ☐ Percentage of Non-Submitters

Reset Go

Non Submitter Parameter Selection Page



The Following report is produced from the above selection.

Homes & Communities
U.S. Department of Housing
and Urban Development

Secure Systems

Manage PHA Data

- Enter PHA Data Tabs
- Review and Approve Pending Hard Edits Tabs

PMC
PHA

- Data Input
- Status Checking

HUD-FMC

- HE Approval By PHA
- HE Approval By FA

Administer VMS

- Generate Reports
- Exit VMS

Resources

- Printable Form 52501B
- Instructions
- Quick References

Tools

- Webcasts
- Mailing lists
- Contact us
- Help

Voucher Management System

VMS Non-Submitter Report

[<< Back to Generate Reports Menu](#)

Select a Date Range

NOTE: With the "Start" and "End" dates inclusive, the date range should **NOT** exceed 12 months.

Please select a date range:

012015to122015StateMD

Report

- ☒ Data Table
- ☐ Number of Non-Submitters per month
- ☐ Number of Non-Submitters per PHA
- ☐ Percentage of Non-Submitters

ResetGo

Non-Submitter Report

From01/2015

To12/2015

As of11/01/2016

'N' indicates data not submitted. **'E'** indicates the PHA is excluded for that month. Blank cell indicates data submitted.

PHA	01/2015	02/2015	03/2015	04/2015	05/2015	06/2015	07/2015	08/2015	09/2015	10/2015	11/2015	12/2015
MD001		E	E	E	E	E	E	E				
MD002			E	E	E	E	E	E	E		N	N
MD003		E	E	E	E	E	E	E				
MD004		N	N	N	N	N	N	N	N	N	N	N
MD006		E	E	E	E	E	E	E	E	N	N	N
MD007		N	N	N	N	N	N	N	N	N	N	N
MD009		E	E	E	E	E	E	N	N	E	N	N
MD013		N	N	N	N	N	N	N	N	N	N	N

Non Submitter Data Table Report

The data table report allows the user to view non-submitter data specific to a certain state and time period. The data appears as shown in the above table, with an "N" displayed for those months the HA was in non-submitter status. " 'N' indicates data not submitted. 'E' indicates the PHA is excluded for that month. Blank cell indicates data submitted."

Page 111



7.2 VMS Data Collection Report

All PHA users and Financial Analysts (UDE and HUR Roles) should be able to view and generate the Data Collection Report. When you click on the “VMS Data Collection Report” link on the Report Selection” menu, if you are authorized to see reports for more than one PHA, the “Enter PHA Code or Select PHA State” page is displayed, otherwise the system will display the VMS Data Collection Report Home Page.

The screenshot shows the 'VMS Data Collection Report' page. On the left is a red sidebar with the 'Homes & Communities' logo and various navigation links. The main content area has a red header with 'Voucher Management System' and 'VMS Data Collection Report'. Below the header is a link '<< Back to Generate Reports Menu'. The page is divided into two main sections: 'Enter PHA Code' and 'Select PHA State'. The 'Enter PHA Code' section has a text input field with 'PA004' and 'Reset' and 'Go' buttons. The 'Select PHA State' section has a dropdown menu with 'AK' selected and 'Reset' and 'Go' buttons. A '- OR -' separator is between the two sections.

PHA / State - Selection page

After choosing the state code above, using the drop down list displayed below, select the appropriate PHA.

This screenshot shows the 'Select PHA' section of the 'VMS Data Collection Report' page. The 'Enter PHA Code' section is no longer visible. The 'Select PHA' section has a dropdown menu with 'AK001 Alaska Housing Finance Corporation' selected. Red arrows point to the dropdown menu and the 'Go' button. The 'Reset' and 'Go' buttons are at the bottom of the section. The sidebar and header are the same as in the previous screenshot.

PHA Selection from State Code

The following parameter selection page displays, allowing you to set the Date Range (up to 12 months) and select the type of Data Collection Report to generate:

- Data Table



- Line Graph
- Pie Graph
- Horizontal Bar Graph

Homes & Communities
U.S. Department of Housing and Urban Development

Voucher Management System
VMS Data Collection Report

[Back to previous page](#)

Select a Date Range

NOTE: With the "Start" and "End" dates inclusive, the date range should NOT exceed 12 months.

Please select a date range: MM YYYY to MM YYYY

Report

☒ Data Table
☐ Line Graph
☐ Pie Graph
☐ Horizontal Bar Graph

Reset Go

Data Collection Report Parameter Selection Page

Select the to and from date range from the drop-down menus, select the type of report or graph to generate, and click on the "Go" button.

The Data Collection Report displays on the screen in PDF format for the user to review.

Homes & Communities
U.S. Department of Housing and Urban Development

Voucher Management System
VMS Data Collection Report

[Back to previous page](#) Excel Format

	From	To	As of	PHA Code	PHA Name	PHA Type	Point of Contact	Point of Contact Phone	E-mail
	01/01/2016	08/01/2016	11/18/2016	CT068	Canton Housing Authority	Section 8	Mariama Tester	(123) 456-7890	User01_PIH-VMS@research.nonprod.hud.gov

	Jan-2016	Feb-2016	Mar-2016	Apr-2016	May-2016	Jun-2016	Jul-2016	Aug-2016
Rental Assistance Component 1 (RAD1)		100	10	70	10			
Rental Assistance Component 1 (RAD1 - HAP)		\$1,000	\$100	\$1,300	\$100			

VMS Data Collection Report – PDF format

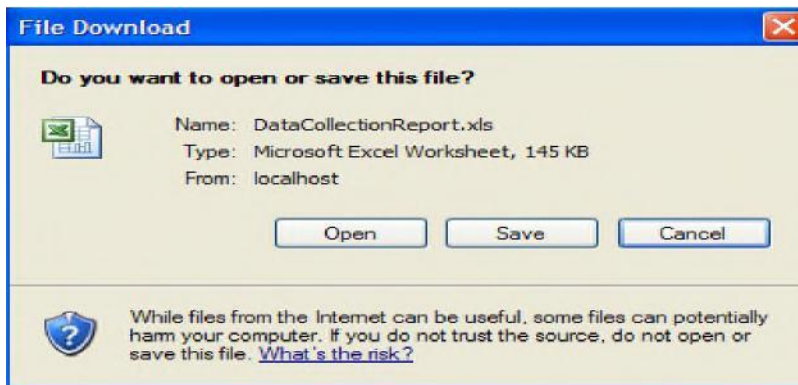


DCR Report-Comments Link

Comment

[illegible]

Open the Data Collection Report in Excel by clicking on the “Excel Format” button at the top of the screen to open the document in MS Excel. The system prompts the user to open the document in MS Excel or to save the document. Generally, user will just open the document in MS Excel by clicking on the “Open” button displayed in the system message.



VMS System Message

Once the system has opened the data collection report in MS Excel, the user will want to make sure the report is properly formatted prior to saving or printing. Once the format is set, click on the “File” option on the ribbon bar, and select the print option. User can preview, or send on to print.

VMS Data Collection Report					
From	1/1/2016				
To	8/1/2016				
As of	11/18/2016				
PHA Code	CT068				
PHA Name	Canton Housing Authority				
PHA Type	Section 8				
Point of Contact	Mariama Tester				
Point of Contact Phone	(123) 456-7890				
E-mail	User01_PIH-VMS@research.nonprod.hud.gov				
	Jan-16	Feb-16	Mar-16	Apr-16	May-16
Rental Assistance Component 1 (RAD1)		100	10	70	10
Rental Assistance Component 1 (RAD1 - HAP)		\$1,000	\$100	\$1,300	\$100
Rental Assistance Component 2 (RAD2)			10		

VMS Data Collection Report in Microsoft Excel



7.3 VMS Leasing and Unit Expense Report (Inactive)

To view the Leasing and Unit Expense Report, the user must log into the system as an HUR user, and select the “Generate Reports” link on the Home Page side menu. The Report Selection Menu will display.

VMS Reports Selection Menu

When you select the Leasing and Unit Expense Report from the Generate Reports: Report Selection Menu, if you are authorized to see reports for more than one PHA, the “Enter PHA Code or Select PHA State” page is displayed; otherwise the system will display the VMS - FASS Data Comparison Report home page

Enter PHA Code or Select PHA State Menu Page

If you select a state in the above menu, the following page will display:



The screenshot shows the 'Voucher Management System' interface. On the left is a red sidebar with the 'Homes & Communities' logo and navigation links: 'Secure Systems', 'Manage PHA Data' (with sub-links 'Enter PHA Data Tabs', 'Review and Approve Pending Hard Edits Tabs'), 'PMC', 'PHA' (with sub-links 'Data Input', 'Status Checking'), and 'HUD-FMC'. The main content area has a red header with 'Voucher Management System' and 'Leasing and Unit Expense Report'. Below this is a yellow box titled 'Select PHA' with a link '<< Back to previous page'. The text 'Please Select a PHA:' is followed by a dropdown menu showing 'CA001 Housing Authority of the City & County of SF'. At the bottom are 'Reset' and 'Go' buttons.

Select PHA Menu Page

Select the PHA you want from the drop down menu and click on the “Go” button. Another selection menu will display, for the date range on which you wish to report.

The screenshot shows the 'Voucher Management System' interface. The sidebar is identical to the previous page. The main content area has a red header with 'Voucher Management System' and 'Leasing and Unit Expense Report'. Below this is a yellow box titled 'Select a Date Range' with a link '<< Back to previous page'. A note states: 'NOTE: With the "Start" and "End" dates inclusive, the date range should NOT exceed 12 months.' The text 'Please select a date range:' is followed by two date pickers (MM and YYYY) separated by 'to', with another two (MM and YYYY). At the bottom are 'Reset' and 'Go' buttons.

Select Date Range Menu Page

Select the date range you want from the drop down menus and click on the “Go” button. The Leasing and Unit Expense Report will display.



Homes & Communities
U.S. Department of Housing
and Urban Development

Secure Systems

Manage PHA Data

- Enter PHA Data Tabs
- Review and Approve Pending Hard Edits Tabs

PMC PHA

- Data Input
- Status Checking

HUD-FMC

- HE Approval By PHA
- HE Approval By FA

Administer VMS

Generate Reports

Exit VMS

Resources

- FAQs
- Printable Form 502681B
- Instructions
- Quick References

Tools

- Let's talk
- Webcasts
- Mailing lists
- Contact us
- Help

Voucher Management System

Leasing and Unit Expense Report

[Back to previous page](#)

VMS Leasing and Unit Expense Report

PHA CodePA004

PHA NameAllentown Housing Authority

Field Office Code3APH

As of04/09/2013

PHA FYE06/30

Month/Year	Monthly UMA	Monthly UML	Mainstream 5-Year UMA	Mainstream 5-Year UML	Home Ownership	Combined Lease Rate	Total HAP	HAP PUC
08/2011	75,583	1,335	0	0	0	1.77%	\$838,631	\$628.19

HA Fiscal Year-To-Date Information

	Regular	Mainstream	Combined		HAP Total
UML Total	1,335	0	1,335	Regular Utilization Percentage	1.77%
UMA Total	75,583	0	75,583	Mainstream Utilization Percentage	0.0%
Difference between UMA and UML	74,248	0	74,248	Combined Utilization Percentage	1.77%
UMA CAP	906,996	0	906,996	Average PUC	628.19

Excel Format

Leasing and Unit Expense Report

To see the report in Excel format, click on the "Excel Format" button at the bottom of the report:

VMS Leasing and Unit Expense Report											
PHA Code	CA001										
PHA Name	Housing Authority of the City & County of SF										
Field Office Code	9APH										
As of	4/6/2011										
PHA FYE	30-Sep										
Month/Year	Monthly UMA	Monthly UML	Mainstream 5-Year UMA	Mainstream 5-Year UML	Home Ownership	Combined Lease Rate	Total HAP	HAP PUC			
12/1/2010	229758	7489	0	0	1	3.26%	\$9,389,955	\$1,253.83			
HA Fiscal Year to Date Information											
	Regular	Mainstream	Combined			HAP Total	\$9,389,955				
UML Total	7489	0	7489		Regular Utilization Percentage	3.26%					
UMA Total	229758	0	229758		Mainstream Utilization Percentage	0.00%					
Difference between UMA and UML	222269	0	222269		Combined Utilization Percentage	3.26%					
UMA CAP	2757096	0	2757096		Average PUC	1253.83					

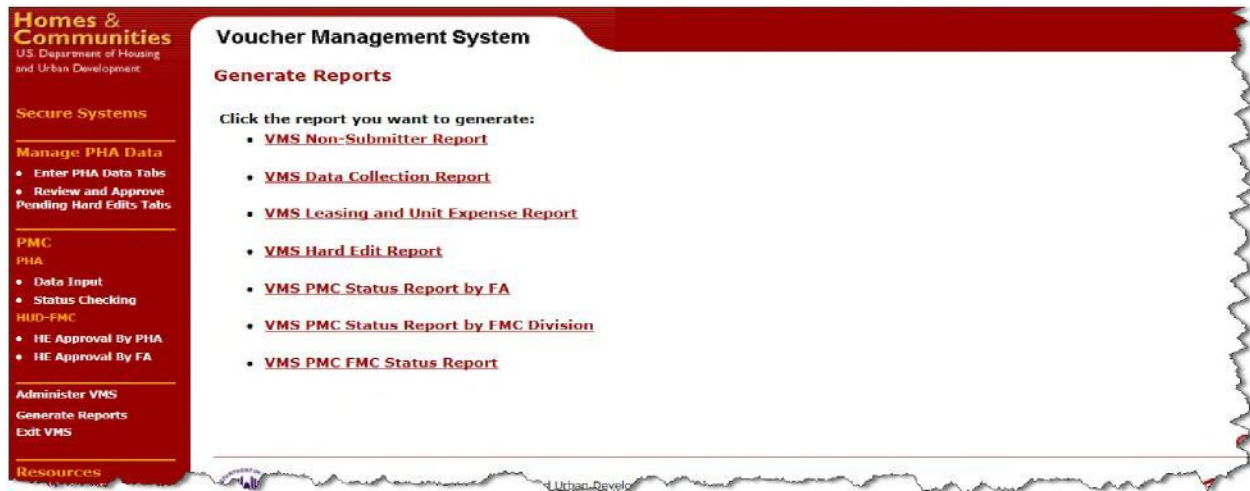
Excel format Leasing and Unit Expense Report

Page 118



7.4 VMS Hard Edit Report (for FA)

To view the Hard Edit Report for FAs, the user must log into the system as an HUR user, and select the “Generate Reports” link on the Home Page side menu. The Report Selection Menu will display.



VMS Reports Selection Menu

Select VMS Hard Edit Report link

An FA authorized for multiple PHAs either enters the desired PHA code directly in the first box, or selects the Field Office drop down to display PHAs assigned to the Field Office and the user's id



PHA Selection Menu – 1

The user then selects the desired PHA from the drop-down list



Homes & Communities
U.S. Department of Housing and Urban Development

Voucher Management System
Hard Edit Report

[Back to previous page](#)

Select PHA

Please Select a PHA:

. PHA Selection Menu - 2

The system will generate a report of pending Hard Edits for the PHA selected.

Homes & Communities
U.S. Department of Housing and Urban Development

Voucher Management System
Hard Edit Report

[Back to previous page](#)

List of Hard Edit Submissions

Month	Status	Financial Analyst Status	Processing Time
September 2011	First Name, Last Name Unavailable Pending Hard Edit Submission 17 October 2011	First Name, Last Name Unavailable Approved 19 October 2011	2 Days
July 2011	First Name, Last Name Unavailable Pending Hard Edit Submission 23 August 2011	First Name, Last Name Unavailable Approved 23 August 2011	Same Day
April 2011	First Name, Last Name Unavailable Pending Hard Edit Submission 19 May 2011	First Name, Last Name Unavailable Approved 19 May 2011	Same Day
March 2011	First Name, Last Name Unavailable Pending Hard Edit Submission 19 May 2011	First Name, Last Name Unavailable Approved 19 May 2011	Same Day
February 2011	First Name, Last Name Unavailable Pending Hard Edit Submission 19 May 2011	First Name, Last Name Unavailable Approved 19 May 2011	Same Day
January 2011	First Name, Last Name Unavailable Pending Hard Edit Submission 19 May 2011	First Name, Last Name Unavailable Approved 19 May 2011	1 Day

Hard Edit Error Report Menu

The FA can approve or disapprove the submission by following the steps below

Step –1: Select the link under the Month column. The Pending Hard Edit Review and Approval page displays

Homes & Communities
U.S. Department of Housing and Urban Development

Voucher Management System
Pending Hard Edit Review and Approval

PA004 **Edit Review and Approval** **MONTH: October** **YEAR: 2012**

[Voucher UML/HAP](#) [Income/Expenses](#) [Expense/Comments](#) [Disaster UML/HAP](#) [PHA Info](#) [Review](#)

[Back to previous page](#)

System Messages
Financial Analyst decision has been saved successfully!

HUD Review and Approval

Received Date:

Approved: ☒ Yes ☐ No

Comments:

Pending Hard Edit Review and Approval Page



Step –2: Select the “Yes” button for approval or the “No” button for disapproval

The screenshot shows the 'Voucher Management System' interface. The left sidebar contains navigation links for 'Secure Systems', 'Manage PHA Data', 'PMC', 'HUD-FMC', 'Administer VMS', and 'Resources'. The main content area is titled 'Pending Hard Edit Review and Approval' and displays voucher 'MD006'. It includes tabs for 'Voucher UML/HAP', 'Income/Expenses', 'Expense/Comments', 'Disaster UML/HAP', 'PHA Info', and 'Review'. The 'Review' tab is active, showing a 'Received Date' of 04/17/2013, an 'Approved' section with 'Yes' selected and 'No' unselected, and a 'Comments' text area. At the bottom are 'Save' and 'Cancel' buttons.

Step –3: Click the “Continue” button. The System message displays

The screenshot shows the same interface as Step 2, but with a 'System Messages' box displayed. The message reads: 'Financial Analyst decision has been saved successfully!'. The 'Continue' button is no longer visible, and the 'Save' button from the previous step is still present at the bottom.

Step –4: Click the “Continue” button

The screenshot shows the interface after the system message. The 'Continue' button is now visible at the bottom of the 'Comments' section, next to the 'Cancel' button. The 'System Messages' box is still present at the top of the main content area.



The Pending Hard Edit Review and Approval menu page will again display with List of Pending Submissions

Homes & Communities
U.S. Department of Housing
and Urban Development

Secure Systems

Manage PHA Data

- Enter PHA Data Tabs
- Review and Approve Pending Hard Edits Tabs

PMC
PHA

- Data Input
- Status Checking



HUD-FMC

- HE Approval By PHA
- HE Approval By FA

Administer VMS
Generate Reports
Exit VMS

Resources
FAQs
Printable Form 52681B
Instructions
Quick References

Tools
Let's talk
Webcasts
Mailing lists
Contact us
Help

Voucher Management System

Pending Hard Edit Review and Approval

List of Pending Submissions

PHA Code	PA004
PHA name	Allentown Housing Authority
FYE	06/30

Month	Status	Financial Analyst Status
October 2012	FIRST - HVMS00 LAST - vms Pending Hard Edit Submission 09 April 2013	FIRST - HVMS00 LAST - vms Approved 09 April 2013
September 2012	FIRST - M00300 LAST - vms Pending Hard Edit Submission 25 February 2013	FIRST - HVMS00 LAST - vms Approved 25 February 2013
August 2012	FIRST - M00300 LAST - vms Pending Hard Edit Submission 30 January 2013	FIRST - HVMS00 LAST - vms Approved 21 February 2013
July 2012	FIRST - M00300 LAST - vms Pending Hard Edit Submission 19 December 2012	FIRST - HVMS00 LAST - vms Approved 20 December 2012
June 2012	FIRST - M00300 LAST - vms Pending Hard Edit Submission 13 December 2012	FIRST - HVMS11 LAST - vms Approved 13 December 2012
November 2011	First Name, Last Name Unavailable Pending Hard Edit Submission 21 December 2011	First Name, Last Name Unavailable Approved 21 December 2011
October 2011	First Name, Last Name Unavailable Pending Hard Edit Submission 21 November 2011	First Name, Last Name Unavailable Approved 22 November 2011
September 2011	First Name, Last Name Unavailable Pending Hard Edit Submission 17 October 2011	First Name, Last Name Unavailable Approved 19 October 2011
July 2011	First Name, Last Name Unavailable Pending Hard Edit Submission 23 August 2011	First Name, Last Name Unavailable Approved 23 August 2011
April 2011	First Name, Last Name Unavailable Pending Hard Edit Submission 18 May 2011	First Name, Last Name Unavailable Approved 18 May 2011
March 2011	First Name, Last Name Unavailable Pending Hard Edit Submission 19 May 2011	First Name, Last Name Unavailable Approved 19 May 2011
February 2011	First Name, Last Name Unavailable Pending Hard Edit Submission 19 May 2011	First Name, Last Name Unavailable Approved 19 May 2011
January 2011	First Name, Last Name Unavailable Pending Hard Edit Submission 18 May 2011	First Name, Last Name Unavailable Approved 19 May 2011
December 2010	First Name, Last Name Unavailable Pending Hard Edit Submission 19 April 2011	First Name, Last Name Unavailable Approved 19 April 2011
November 2010	First Name, Last Name Unavailable Pending Hard Edit Submission 19 April 2011	First Name, Last Name Unavailable Approved 19 April 2011
October 2010	First Name, Last Name Unavailable Pending Hard Edit Submission	First Name, Last Name Unavailable Approved 19 April 2011

If there is no pending submission for a PHA, the Hard Edit Report page will display with the message below



The screenshot shows the 'Voucher Management System' interface. On the left is a sidebar with navigation links: 'Homes & Communities', 'Secure Systems', 'Manage PHA Data', 'PMC', 'HUD-FMC', 'Generate Reports', and 'Exit VMS'. The main content area is titled 'Hard Edit Report' and includes a link '<< Back to previous page'. Below this is a table titled 'List of Pending Submissions' with columns for PHA Code, PHA Name, FYE, Month, Status, and Financial Analyst Status. The table contains one row with the following data: PHA Code: PA004, PHA Name: Allentown Housing Authority, FYE: 06/30, Month: (blank), Status: (blank), Financial Analyst Status: (blank). Below the table, a message states: 'THERE ARE NO PENDING SUBMISSIONS FOR THIS PHA'.

PHA Code	PHA Name	FYE	Month	Status	Financial Analyst Status
PA004	Allentown Housing Authority	06/30			

7.5 VMS PMC Status Report by FA

To view the VMS PMC Status Report by FA, you must log into the system as an HUR user, and select the "Generate Reports" link on the Home Page side menu. The Report Selection Menu will display.

The screenshot shows the 'Voucher Management System' interface. On the left is a sidebar with navigation links: 'Homes & Communities', 'Secure Systems', 'Manage PHA Data', 'PMC', 'HUD-FMC', 'Administer VMS', 'Generate Reports', and 'Exit VMS'. The main content area is titled 'Generate Reports' and includes a link '<< Back to previous page'. Below this is a list of reports to generate:

- [VMS Non-Submitter Report](#)
- [VMS Data Collection Report](#)
- [VMS Leasing and Unit Expense Report](#)
- [VMS Hard Edit Report](#)
- [VMS PMC Status Report by FA](#)
- [VMS PMC Status Report by FMC Division](#)
- [VMS PMC FMC Status Report](#)

VMS Reports Selection Menu

When you select VMS PMC Status Report by FA from the Generate Reports: Report Selection Menu, the system will display the following menu, allowing you to select the Financial Analyst on which the report will be based.

The screenshot shows the 'Voucher Management System' interface. On the left is a sidebar with navigation links: 'Homes & Communities', 'Secure Systems', 'Manage PHA Data', 'PMC', 'HUD-FMC', 'Generate Reports', and 'Exit VMS'. The main content area is titled 'VMS PMC Status Report by FA' and includes a link '<< Back to Generate Reports Menu'. Below this is a form titled 'Financial Analyst' with the text 'Please select the appropriate Financial Analyst from the dropdown list:'. There is a dropdown menu with 'Bobbi Stracker' selected. Below the dropdown are 'Reset' and 'Go' buttons. Red arrows point to the 'Go' button and the dropdown menu.



VMS – Reports Section – FA Selection Screen Dropdown Box

Highlight the desired Financial Analyst and press “Go”.

The following menu will display, allowing you to specify the date range and sort order of the report:

Voucher Management System
VMS PMC Status Report by FA

[< Back to Select Financial Analyst](#)

Financial Analyst: Test Tester

Select a Date Range of PMC submission

NOTE: With the "Start" and "End" dates inclusive, the date range should NOT exceed 12 months.

Please select a date range (This will be the date of when the PMC was performed and "NOT" the month of submission): 10 ▼ 2011 ▼ to MM ▼ YYYY ▼

Select a Sort Order

The system can be sorted in any of the following order:
State, PHA, Reporting Month, Status Code, Financial Analyst

Primary Sort Level: State ▼
Second Sort Level: State ▼
Third Sort Level: State ▼

Reset Go

PMC – Generate Report – Date Range and Sort Order

The screen allows you to specify 3 levels of sort criteria for the report

- A drop-down menu will display for each sort level. Possible sort fields are:
 - State
 - PHA
 - Reporting Month
 - Status Code
 - Financial Analyst (FMC/FA)
- Default sort will be on date /time in descending order with newest on top

The screen allows you to specify the “To” and “From” dates for report generation, with Dropdown Boxes for Month and Year. Be sure that the “To” and “From” range you select does not exceed a 12-month timeframe. Only corrections that were created within that date range will be selected.

Select the date range and sort criteria you want, and then select the “Go” button at the bottom of the screen to generate the report.

If you want to clear your selection select the “Reset” button to clear all entered criteria.

When you select “Go”, the report will display:



Homes & Communities
US Department of Housing and Urban Development
Secure Systems

Voucher Management System
VMS PMC Status Report by FA

<< Back to Select a Date Range

Financial Analyst: Thomas M Vitek

Rec #	Record ID	Division	Financial Analyst	Tab Selection	Field Selection	Current Amount	Current Status
1	CA028:201012:10-31-2011	South	Thomas Vitek	Other Income and Expense	Administrative Expenses	\$564,653	PMC-Submitted
2	CA028:201012:10-31-2011	South	Thomas Vitek	Other Income and Expense	FSS Coordinator Expenses Covered by FSS Grant	\$9,079	PMC-Submitted
3	CA028:201012:10-31-2011	South	Thomas Vitek	Other Income and Expense	FSS Coordinator Expenses Not Covered by FSS Grant	\$8,511	PMC-Submitted
4	CA028:201012:10-31-2011	South	Thomas Vitek	Voucher UML and HAP	All Other Vouchers HAP	\$2,393,043	PMC-Submitted
5	CA028:201012:10-31-2011	South	Thomas Vitek	Voucher UML and HAP	All Other Vouchers	4,649	PMC-Submitted
6	CA028:201011:10-31-2011	South	Thomas Vitek	Voucher UML and HAP	All Other Vouchers	4,444	PMC-Submitted
7	CA028:201011:10-31-2011	South	Thomas Vitek	Voucher UML and HAP	All Other Vouchers HAP	\$2,203,952	PMC-Submitted
8	CA028:201010:10-31-2011	South	Thomas Vitek	Voucher UML and HAP	All Other Vouchers	4,699	PMC-Submitted
9	CA028:201010:10-31-2011	South	Thomas Vitek	Voucher UML and HAP	All Other Vouchers HAP	\$2,384,868	PMC-Submitted

Print

PMC Report by Financial Analyst (FA)

The FA name appears at the top of the page. Each line item displays the following fields:

- The Record ID, which is composed of several other fields:
 - PHA number
 - Year and Month Reporting Period of the Submission that was corrected
 - Date and time that the correction was created / submitted
- FMC Division Name
- Financial Analyst Name
- The tab where the corrected field is located
- The name of the field that was corrected
- The new adjusted amount
- The Status

Click on the Record ID of the correction you want to review. The correction page, with any Hard Edit information displayed, will appear, in a view-only page.

Voucher Management System
Prior Month Correction (PMC) - Data Input

PA004 Allentown Housing Authority

Month	Year	Tab Selection	Field Selection
09	2010	Other Income and Expense	Administrative Expenses

New Adjusted Value	Old Value	Difference in New to Old Value
\$ 89657	\$ 89657	0

Comment

View-Only Screen of Selected PMC

On the bottom of the report is a "Print" button. Press this button to produce a PDF format printable version of the report:



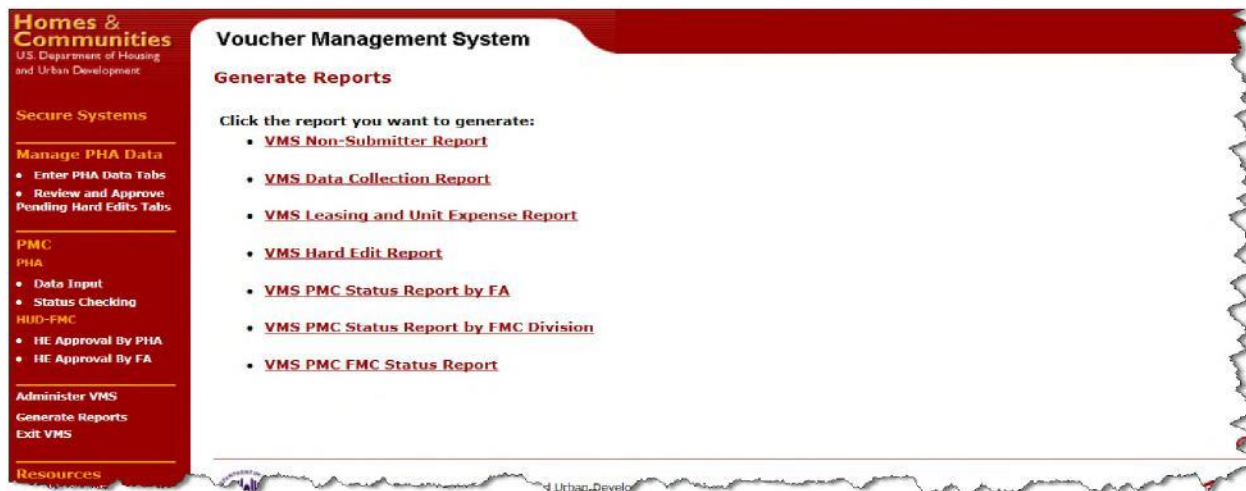
Prior Month Corrections Report – by FA

Financial Analyst: Kimberly M. Marchettie				Division: Operations	
Rec #	Record ID	Tab Selection	Field Selection	Adjustment Amount	Status
1	GA001:08:2010:04:07:2010:12:45:32PM	Voucher UML and HAP	Number of Vouchers Under Lease (HAP Contract) on the last day of the month	\$1,234,567,890.12	Disapproved
2	GA001:08:2010:04:07:2010:12:45:32PM	Other Income and Expenses	Interest or other income earned this month from the investment of HAP funds and Net Restricted Assets	\$1,234,567,890.12	Approved
3	GA001:08:2010:04:07:2010:12:45:32PM	Additional Expense/Comments	Expense 1 Amount	\$1,234,567,890.12	Pending
4	GA001:08:2010:04:07:2010:12:45:32PM	Additional Expense/Comments	Expense 1 Comment	This is a memo field and will allow the user to enter and enter	Pending
5	KY901:08:2010:04:06:2010:10:15:12AM	Disaster UML and HAP	DHAP Families Assisted - Units	\$1,234,567,890.12	Approved
6	KY901:08:2010:04:06:2010:10:15:12AM	Disaster UML and HAP	DHAP Families Assisted – HAP	\$1,234,567,890.12	Approved
7	TX425:05:2010:04:04:2010:09:35:32AM	Voucher UML and HAP	Number of Vouchers Under Lease (HAP Contract) on the last day of the month	\$1,234,567,890.12	Disapproved
8	TX425:05:2010:04:04:2010:09:35:32AM	Other Income and Expenses	Interest or other income earned this month from the investment of HAP funds and Net Restricted Assets	\$1,234,567,890.12	Approved
9	TX425:05:2010:04:04:2010:09:35:32AM	Additional Expense/Comments	Expense 1 Amount	\$1,234,567,890.12	Pending
10	TX425:05:2010:04:04:2010:09:35:32AM	Additional Expense/Comments	Expense 1 Comment	This is a memo field and will allow the user to enter and enter	Pending
11	VA015:08:2010:04:04:2010:09:38:32AM	Disaster UML and HAP	DHAP Families Assisted - Units	\$1,234,567,890.12	Approved
12	VA015:08:2010:04:04:2010:09:38:32AM	Disaster UML and HAP	DHAP Families Assisted – HAP	\$1,234,567,890.12	Approved
13	WV064:01:2010:04:02:2010:01:12:31PM	Voucher UML and HAP	Number of Vouchers Under Lease (HAP Contract) on the last day of the month	\$1,234,567,890.12	Disapproved
14	WV064:01:2010:04:02:2010:01:12:31PM	Other Income and Expenses	Interest or other income earned this month from the investment of HAP funds and Net Restricted Assets	\$1,234,567,890.12	Approved



7.6 VMS PMC Status Report by FMC Division

To view the VMS PMC Status Report by FMC Division, you must log into the system as an HUR user, and select the “Generate Reports” link on the Home Page side menu. The Report Selection Menu will display:



VMS Reports Selection Menu

When you select VMS PMC Status Report by FMC Division from the Generate Reports: Report Selection Menu, the system will display the following menu, allowing you to select the FMC Division on which the report will be based.



PMC Status Report – FMC Division Selection Menu

Highlight the desired FMC Division and press “Go”.

The following menu will display, allowing you to specify the date range and sort order of the report:



Voucher Management System

VMS PMC Status Report by FMC Division

[<< Back to Select FMC Division](#)

Financial Analyst: West Division

Select a Date Range of PMC submission

NOTE: With the "Start" and "End" dates inclusive, the date range should **NOT** exceed 12 months.

Please select a date range (This will be the date of when the PMC was performed and "NOT" the month of submission):

10 2011 to MM YYYY

Select a Sort Order

The system can be sorted in any of the following order:
State, PHA, Reporting Month, Status Code, Financial Analyst

Primary Sort Level
State

Second Sort Level
State

Third Sort Level
State

Reset Go

PMC – Status Report – Date Range and Sort Order

The screen allows you to specify 3 levels of sort criteria for the report

- A drop-down menu will display for each sort level. Possible sort fields are:
 - State
 - PHA
 - Reporting Month
 - Status Code
 - Financial Analyst (FMC/FA)
- Default sort will be on date /time in descending order with newest on top

The screen allows you to specify the "To" and "From" dates for report generation, with Dropdown Boxes for Month and Year. Be sure that the "To" and "From" range you select does not exceed a 12-month timeframe.

Select the date range and sort criteria you want, and then select the "Go" button at the bottom of the screen to generate the report. Only corrections created in that date range will be selected.

If you want to clear your selection select the "Reset" button to clear all entered criteria.

When you select "Go", the report will display:



Voucher Management System						
VMS PMC Status Report by FMC Division						
<< Back to Select a Date Range						
Division: East Division						
Rec #	Record Id	Financial Analyst	Tab Selection	Field Selection	Current Amount	Current Status
1	SC001:201012:10/31/2011 15:20:57	Kathryn Smouse Hulse	Other Income and Expense	Unrestricted Net Assets (UNA)	\$39,834	PMC-Submitted
2	SC001:201012:10/31/2011 15:20:00	Kathryn Smouse Hulse	Other Income and Expense	Net Restricted Assets (NRA)	\$500,016	PMC-Submitted
3	SC001:201012:10/31/2011 15:18:50	Kathryn Smouse Hulse	Other Income and Expense	Administrative Expenses	\$57,622	PMC-Submitted
4	SC001:201012:10/31/2011 15:18:03	Kathryn Smouse Hulse	Other Income and Expense	FSS Coordinator Expenses Covered by FSS Grant	\$4,344	PMC-Submitted
5	SC001:201012:10/31/2011 15:17:23	Kathryn Smouse Hulse	Voucher UML and HAP	FSS Escrow Deposits	\$4,951	PMC-Submitted
6	SC001:201012:10/31/2011 15:16:48	Kathryn Smouse Hulse	Voucher UML and HAP	All Other Vouchers	1,222	PMC-Submitted
7	SC001:201012:10/31/2011 15:16:48	Kathryn Smouse Hulse	Voucher UML and HAP	All Other Vouchers HAP	\$646,522	PMC-Submitted
8	SC001:201011:10/31/2011 15:13:45	Kathryn Smouse Hulse	Other Income and Expense	Unrestricted Net Assets (UNA)	\$30,689	PMC-Submitted
9	SC001:201011:10/31/2011 15:13:18	Kathryn Smouse Hulse	Other Income and Expense	Net Restricted Assets (NRA)	\$458,448	PMC-Submitted
108	SC001:200911:10/31/2011 10:46:08	Kathryn Smouse Hulse	Voucher UML and HAP	Portable Units Administered	0	PMC-Submitted
109	SC001:200911:10/31/2011 10:45:08	Kathryn Smouse Hulse	Voucher UML and HAP	Total HAP for Portable Units Administered	\$0	PMC-Submitted
110	SC001:201002:10/31/2011 10:45:15	Kathryn Smouse Hulse	Other Income and Expense	Net Restricted Assets (NRA)	-\$165,887	PMC-Submitted

Print

PMC Status Report by FMC Division

The Division name appears at the top of the page. Each line item displays the following fields:

- The Record ID, which is composed of several other fields:
 - PHA number
 - Year and Month Reporting Period of the Submission that was corrected
 - Date and time that the correction was created / submitted
- Financial Analyst Name
- The tab where the corrected field is located
- The name of the field that was corrected
- The new adjusted amount
- The Status

Click on the Record ID of the correction you want to review. The correction page, with any Hard Edit information displayed, will appear, in a view-only page.

Voucher Management System			
Prior Month Correction (PMC) - Data Input			
PA004		Allentown Housing Authority	
Month	Year	Tab Selection	Field Selection
09	2010	Other Income and Expense	Administrative Expenses
New Adjusted Value		Old Value	Difference in New to Old Value
\$ 89657		\$ 89657	\$ 0
Comment			

View-Only Screen of Selected PMC



On the bottom of the report is a "Print" button. Press this button to produce a PDF format printable version of the report:

Prior Month Corrections Report - by FMC Division						
Financial Management Division: East Division						
Rec	Record ID	Financial Analyst	Tab Selection	Field Selection	Current Amount	Status
1	CT002:201104:12/20/2011 15:19:16	Bobbi Stracker	Other Income and Expense	Fraud Recovery Total Collected This Month	\$170	PMC-Submitted
2	CT002:201105:12/20/2011 15:20:11	Bobbi Stracker	Other Income and Expense	Fraud Recovery Total Collected This Month	\$120	PMC-Submitted
3	CT002:201105:12/20/2011 14:29:41	Bobbi Stracker	Other Income and Expense	FSS Escrow Forfeitures This Month	\$0	PMC-Submitted
4	CT002:201106:12/20/2011 15:20:40	Bobbi Stracker	Other Income and Expense	Fraud Recovery Total Collected This Month	\$38	PMC-Submitted
5	CT002:201109:12/20/2011 15:16:23	Bobbi Stracker	Other Income and Expense	Interest or other income earned this month from the investment of HAP funds and Net Restricted Asset	\$1,423	PMC-Submitted
6	CT002:201109:12/20/2011 14:30:51	Bobbi Stracker	Other Income and Expense	FSS Escrow Forfeitures This Month	\$9,013	PMC-Submitted
7	CT003:201101:12/30/2011 09:46:29	Bobbi Stracker	Other Income and Expense	Cash/Investments as of the last day of the month	\$1,188,463	PMC-Submitted
8	CT003:201101:12/30/2011 09:46:00	Bobbi Stracker	Other Income and Expense	Unrestricted Net Assets (UNA)	\$14,710	PMC-Submitted
9	CT003:201101:12/30/2011 09:46:23	Bobbi Stracker	Other Income and Expense	Net Restricted Assets (NRA)	\$1,018,455	PMC-Submitted
10	CT003:201101:12/30/2011 09:44:23	Bobbi Stracker	Other Income and Expense	Administrative Expenses	\$116,616	PMC-Submitted
11	CT003:201101:12/30/2011 09:43:53	Bobbi Stracker	Other Income and Expense	Interest or other income earned this month from the investment of HAP funds and Net Restricted Asset	\$72	PMC-Submitted
12	CT003:201101:12/30/2011 09:41:36	Bobbi Stracker	Voucher UML and HAP	Vouchers Leased End of Month	1,663	PMC-Submitted
13	CT003:201101:12/30/2011 09:39:52	Bobbi Stracker	Voucher UML and HAP	All Other Vouchers	1,692	PMC-Submitted
14	CT003:201101:12/30/2011 09:39:52	Bobbi Stracker	Voucher UML and HAP	All Other Vouchers HAP	\$1,149,926	PMC-Submitted
15	CT003:201101:12/30/2011 09:38:58	Bobbi Stracker	Voucher UML and HAP	Veteran's Administration Supported Housing (VASH) HAP	\$12,341	PMC-Submitted
16	CT003:201101:12/30/2011 09:38:58	Bobbi Stracker	Voucher UML and HAP	Veteran's Administration Supported Housing (VASH) Vouchers	25	PMC-Submitted

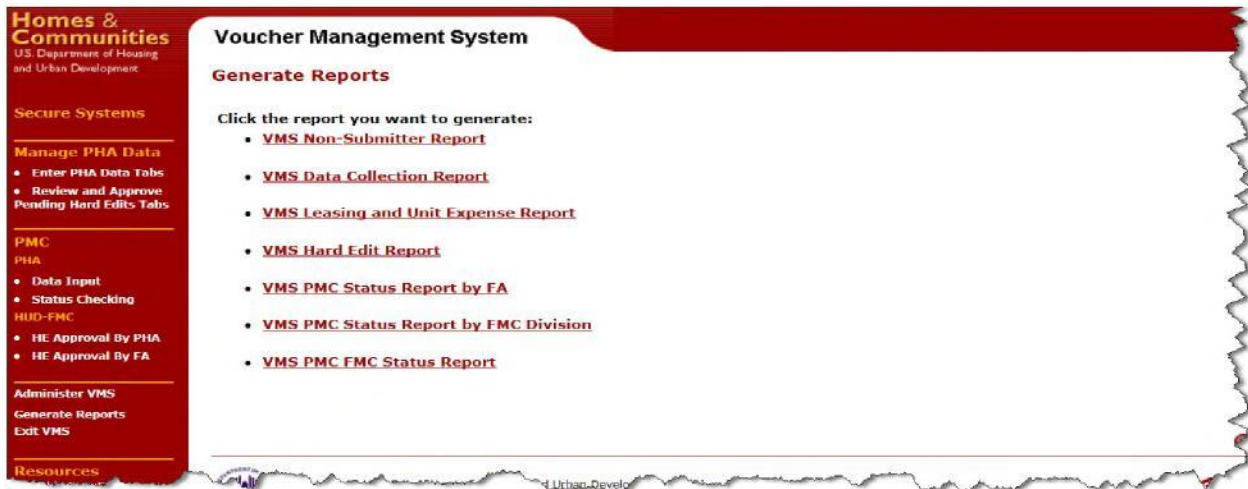
Page 1 of 435

PMC – Status Report – by FMC Division



7.7 VMS PMC FMC Status Report

To view the VMS PMC Status Report, you must log into the system as an HUR user, and select the “Generate Reports” link on the Home Page side menu. The Report Selection Menu will display:



VMS Reports Selection Menu

When you select VMS PMC FMC Status Report from the Generate Reports: Report Selection Menu, the system will display the following menu, allowing you to specify the date range and sort order of the report:

PMC – Status Report – Date Range and Sort Order

The screen allows you to specify 3 levels of sort criteria for the report

- A drop-down menu will display for each sort level. Possible sort fields are:
 - State



- PHA
- Reporting Month
- Status Code
- Financial Analyst (FMC/FA)
- Default sort will be on date /time in descending order with newest on top

The screen allows you to specify the “To” and “From” dates for report generation, with Dropdown Boxes for Month and Year. Be sure that the “To” and “From” range you select does not exceed a 12-month timeframe.

Select the date range and sort criteria you want, and then select the “Go” button at the bottom of the screen to generate the report. Only corrections that were created within that date range will be selected.

If you want to clear your selection select the “Reset” button to clear all entered criteria.

When you select “Go”, the report will display:

Rec #	Record Id	Division	Financial Analyst	Tab Selection	Field Selection	Current Amount	Current Status
1	CA028:201012:10/31/2011 15:29:32	South	Thomas Vitek	Other Income and Expense	Administrative Expenses	\$564,653	PMC-Submitted
2	CA028:201012:10/31/2011 15:26:23	South	Thomas Vitek	Other Income and Expense	FSS Coordinator Expenses Covered by FSS Grant	\$9,079	PMC-Submitted
3	CA028:201012:10/31/2011 15:23:19	South	Thomas Vitek	Other Income and Expense	FSS Coordinator Expenses Not Covered by FSS Grant	\$8,511	PMC-Submitted
4	CA028:201012:10/31/2011 15:18:01	South	Thomas Vitek	Voucher UML and HAP	All Other Vouchers	4,649	PMC-Submitted
5	CA028:201012:10/31/2011 15:18:01	South	Thomas Vitek	Voucher UML and HAP	All Other Vouchers HAP	\$2,393,043	PMC-Submitted
6	CA028:201011:10/31/2011 15:16:19	South	Thomas Vitek	Voucher UML and HAP	All Other Vouchers	4,444	PMC-Submitted
7	CA028:201011:10/31/2011 15:16:19	South	Thomas Vitek	Voucher UML and HAP	All Other Vouchers HAP	\$2,203,952	PMC-Submitted

VMS – FMC Status Report

The Date Range appears at the top of the page. Each line item displays the following fields:

- The Record ID, which is composed of several other fields:
 - PHA number
 - Year and Month Reporting Period of the Submission that was corrected
 - Date and time that the correction was created / submitted
- FMC Division Name
- Financial Analyst Name
- The tab where the corrected field is located
- The name of the field that was corrected
- The new adjusted amount
- The Status

Click on the Record ID of the correction you want to review. The correction page, with any Hard Edit information displayed, will appear, in a view-only page.



Homes & Communities
U.S. Department of Housing
and Urban Development

Secure Systems

Manage PHA Data

- View PHA Data Tabs
- Review and Approve Pending Hard Edits Tabs

PMC
HUD-FMC

- HE Approval By PHA
- HE Approval By FA

Generate Reports
Exit VMS

Resources
FAQs
Printable Form 52681B
Instructions
Quick References

Tools
Let's talk
Webcasts
Mailing lists
Contact us
Help

Voucher Management System

Prior Month Correction (PMC) - HE Approval Page

CO052Aurora Housing AuthorityJuly 2012

Type	Tab Selection	Field Selection	Prior Amt	Adjustment Amt	Current Amt
UML	Voucher UML and HAP	Family Unification	43	0	43

HE Number	Error Message	Reason for Adjustment	Comment

Type	Tab Selection	Field Selection	Prior Amt	Adjustment Amt	Current Amt
HAP	Voucher UML and HAP	Family Unification HAP	30230	4597	34827

HE Number	Error Message	Reason for Adjustment	Comment	
HE015	Error HE015: PHA has reported Family Unification	HE015 - Other		PHA has FUP program

PHA Justification

FA Comments

View-Only Screen of Selected PMC

On the bottom of the report is a "Print" button. Press this button to produce a PDF format printable version of the report:



Prior Month Corrections Report - by FMC Center

Financial Management Center							
Rec	Record ID	Division	Financial Analyst	Tab Selection	Field Selection	Adjustment Amount	Status
1	MD002:201005-07/29/2011	Operations	JEAN BAUGHMAN	Voucher UML and HAP	5 Year Mainstream HAP	0	PMC-Pending
2	MD002:201005-07/29/2011	Operations	JEAN BAUGHMAN	Voucher UML and HAP	5 Year Mainstream	0	PMC-Pending
3	MD002:201006-07/29/2011	Operations	JEAN BAUGHMAN	Voucher UML and HAP	Moving To Work HAP	0	PMC-Pending
4	MD002:201006-07/29/2011	Operations	JEAN BAUGHMAN	Voucher UML and HAP	Moving To Work	0	PMC-Pending
5	MD002:201007-07/29/2011	Operations	JEAN BAUGHMAN	Voucher UML and HAP	5 Year Mainstream HAP	0	PMC-Pending
6	MD002:201007-07/29/2011	Operations	JEAN BAUGHMAN	Voucher UML and HAP	5 Year Mainstream	0	PMC-Pending
7	MD002:201008-07/29/2011	Operations	JEAN BAUGHMAN	Voucher UML and HAP	Tenant Protection	0	PMC-Pending
8	MD002:201008-07/29/2011	Operations	JEAN BAUGHMAN	Voucher UML and HAP	Tenant Protection HAP	0	PMC-Pending
9	MD002:201011-07/29/2011	Operations	JEAN BAUGHMAN	Voucher UML and HAP	Moving To Work	0	PMC-Pending
10	MD002:201011-07/29/2011	Operations	JEAN BAUGHMAN	Voucher UML and HAP	Moving To Work HAP	0	PMC-Pending
11	MD001:201006-07/27/2011	West	PATRICIA YOUNG	Voucher UML and HAP	Portable Voucher HAP	0	PMC-Disapproved
12	MD001:201007-07/28/2011	West	PATRICIA YOUNG	Voucher UML and HAP	Moving To Work	0	PMC-Disapproved
13	MD001:201007-07/28/2011	West	PATRICIA YOUNG	Voucher UML and HAP	Moving To Work HAP	0	PMC-Disapproved
14	MD001:201007-07/28/2011	West	PATRICIA YOUNG	Voucher UML and HAP	5 Year Mainstream HAP	0	PMC-Approved
15	MD001:201007-07/28/2011	West	PATRICIA YOUNG	Voucher UML and HAP	5 Year Mainstream	0	PMC-Approved
16	MD001:201007-07/28/2011	West	PATRICIA YOUNG	Voucher UML and HAP	Moving To Work	0	PMC-Disapproved
17	MD001:201007-07/28/2011	West	PATRICIA YOUNG	Voucher UML and HAP	Moving To Work HAP	0	PMC-Disapproved
18	MD001:201007-07/28/2011	West	PATRICIA YOUNG	Voucher UML and HAP	Moving To Work	0	PMC-Approved
19	MD001:201007-07/28/2011	West	PATRICIA YOUNG	Voucher UML and HAP	Moving To Work HAP	0	PMC-Approved

Page 1 of 2

PMC – FMC - Status Report



8 APPENDICES



8.0 APPENDICES

8.1 APPENDIX A: FORM HUD 52681-B FIELD DEFINITIONS

This document provides information about each of the fields on the Form HUD 52681-B. The information is broken down by the section titles listed on the form.

A few general rules about the data as entered into each Monthly Submission:

- > Each Submission includes data for the specified month only.
- > Enter data for the specified month only.
- > PHA is responsible for ensuring that all information is correct, and that wrong or missing Official HA data is updated in the PIC information system for future data collection use. The fields that are official HA Data and come from PIC are: Name of Authorized HA Official and Official Housing Authority E-mail Address
- > Enter all leasing and expense data in positive whole numbers without any punctuation marks or symbols (commas, dollar signs, and decimal points).
- > If your PHA has no report for a field, or if the reported value is zero (0), tab through the field and leave it blank; the exceptions are the following fields which do accept entries of zero:

- Restricted Net Position (RNP)
- Unrestricted Net Position (UNP)
- EHVP Restricted Net Position (RNP)
- EHVP Unrestricted Net Position (UNP)
- Vouchers Leased End of Month
- All Voucher HAP Expenses After the First of Month
- EHVP All Voucher HAP Expenses After the First of Month
- Vouchers issued but not under HAP contract as of the last day of the month
- Cash/Investments as of the last day of the month
- Administrative Expenses Non MTW
- MTW - HCV Administrative Expenses
- RAD 1 UML
- MTW-Family Unification 2008/Forward HAP expenses After the First of the Month
- MTW-Family Unification Pre-2008 HAP expenses After the First of the Month
- MTW-Non-Elderly Disabled 2008/Forward HAP Expenses After the First of the Month
- MTW-VASH HAP Expenses After the First of the Month
- MTW-One Year Mainstream HAP Expenses After the First of the Month

In addition, the following fields also accept negatives:

- Restricted Net Position (RNP)
- Unrestricted Net Position (UNP)
- EVHP Restricted Net Position (RNP)
- EVHP Unrestricted Net Position (UNP)

When identified by the Business Office additional fields can be modified to accept zero's (0) and negative numbers.

> Vouchers administered on behalf of another PHA under the portability provisions, and for which HAP is reimbursed to your PHA, should not be reported by you as part of your leasing – they will be reported by the PHA that is paying the HAP. These are commonly referred to as “Port-Ins.” Likewise, the HAP expenses associated with these port-in vouchers, which have or will be reimbursed to you by the other PHA, should not be reported as part of your HAP expenses. They will be reported by

the PHA that is paying the HAP. There is a separate section in VMS called "Portables Vouchers Administered" with line items for reporting "Portable Units Administered" and "HAP for Portable Units Administered." These are the fields for reporting those vouchers for which hap is reimbursed to your PHA.

> A voucher under lease must be reported in one and only one main category. Vouchers reported under the sub-categories "New Homeowners This Month" and "Enhanced Vouchers" are also reported under the main categories of "Homeownership" and "Tenant Protection", respectively. "If a leased voucher could appropriately be reported in more than one category, it should be reported in the category that reflects how the participant initially qualified for the voucher. However, if a participant initially qualified under "All Other Vouchers" and later qualified under another category, that participant would be reported under the new category. Example 1: A participant initially qualified for a voucher under "All Other Vouchers" and later entered the Homeownership program. That participant would be reported under Homeownership. Example 2: A participant qualified for a voucher under the VASH or NED program. That participant later ported. The PHA that initially qualified the participant under VASH or NED would report that voucher as VASH or NED rather than Port Vouchers Paid. (Please see VASH definition below under DEFINITIONS for exception if a VASH family no longer needs case management and is moved out of the VASH and onto the PHA's regular voucher program, in accordance with Notice PIH 2011-53. In addition, please add information in the "Comments" field to indicate the number of vouchers reported and corresponding expenses on the VASH, NED, FUP, etc. lines that have ported but are not reported on the Portable Vouchers Paid (Port-Out) line."

> Effective with the April 2016 submission, RAD Component 1 and 2 vouchers under lease should be reported in the appropriate RAD 1 and 2 fields and should no longer be reported in the Tenant Protection field.

> All HAP expense data is to be reported in the voucher categories as of the first day of the month. HAP expenses are entered under the month for which they are applicable, regardless of the month in which they are actually paid. HAP expenses are only entered after the payment has been made.. A separate line item on the Voucher UML and HAP tab, called "Voucher HAP Expenses for New Contracts Effective After the First of the Month" collects HAP costs incurred for new HAP contracts effective after the first of the month. These costs are not reported elsewhere. PHA should include as HAP in the appropriate categories any amounts expended for utility reimbursements. For RAD 1 and/or VASH, the PHA should report ALL HAP expenses, even the prorated HAP expenses, in the RAD 1 and/or VASH field as appropriate rather than reporting the prorated HAP expenses on the line for "All Voucher HAP Expenses AFTER the First of the Month". HAP expenses incurred after the first of the month for the Mainstream 5 program should NOT be reported in this field but should be reported in the Mainstream 5 field. "Note, RAD 2 HAP expenses incurred after the first of the month SHOULD be reported in this field".

> Contracts on hold are not reported as units leased as of the first day of the month. Contracts on hold are defined as a contract that has been entered into the PHA's system but for which the PHA is awaiting a landlord signature. Units are not reported as under lease until the HAP contract is negotiated. Once the contract is signed, if the monthly submission is completed, the PHA should enter such units as a Prior Month Correction. If not signed within 60 days the HAP contract is void. No HAP may be paid unless the HAP contract has been signed. Abated units are units that are currently under lease but for which the HAP is being withheld for specific reasons such as the unit failing to pass HQS inspection. The PHA should enter the UML during the abatement period. The unit is under contract. If for some reason the abatement is reversed then the PHA can enter a Prior Month Correction for HAP for those months attributable to the abatement period. Failure by the PHA to report the abated UML will skew the leasing and per unit costs for this agency.

> 5-Year Mainstream – In VMS, there are specific lines provided for 5-Year Mainstream Units Leased and HAP Expenses only. The 5-Year Mainstream program is separate and distinct from the regular HCV program and these values are not included in the Voucher Leasing and HAP totals reported in any other field. If a value greater than zero (0) was entered in any field under "Voucher

Units", a value greater than zero (0) must be entered in the corresponding "Voucher HAP Expenses" field.

> Question Mark (?) - For every field containing this symbol, a pop up description of the data entry required for the field, or an explanation of the field will be provided. This field description appears only once for the many occurrences of the (?) Box symbol.

> Leasing and HAP expense data for each category of voucher are now reported on the same line.

> Fields that have been grayed out are prefilled by HUD and are not editable. Data used for these fields reflect the current system information, and are automatically updated when changes are made to prior months.

> The PHA must report UMLs for "Zero HAP" Units. These are units for which the HAP has been calculated to be \$0. The units are to be reported in the same voucher category as they would if the HAP was a positive dollar amount. HCV regulations state that a HAP contract may remain in effect for 180 consecutive days while at zero HAP. Thus in VMS, the PHA must report a UML for the "Zero HAP" unit because a contract is still in effect. After 180 days at \$0 HAP, the HAP contract terminates automatically. Therefore, the PHA would no longer report a UML for that unit. Refer to 24 CFR 982.455 (Automatic Termination of HAP contracts). EXCEPTION: Tenants who were in place at the time of a RAD conversion and have \$0 HAP should be reported in the VMS as long as the family is in place. The 180 day limit does not apply to these tenants. Tenants leased after the conversion are limited to the 180 day limit for \$0 HAP as described above.

TAB 1 – VOUCHER UML AND HAP

Form 52681-B Field Name

Vouchers Under Lease on the First Day of the Month

Rental Assistance Component 1: Total number of Vouchers Leased for all RAD Component 1 awards; reporting begins January 1 of the first full calendar year of voucher funding. Effective April, 2016, this information is no longer reported in the Tenant Protection field.

Rental Assistance Component 1 (HAP): Total HAP expenses incurred for all RAD Component 1 awards. Total HAP includes HAP expenses incurred after the 1st of the month. Effective April, 2016, this information is no longer reported in the Tenant Protection field. NOTE: RAD Rehab Assistance and RAD Vacancy payments should be reported in this field. The PHA should report ALL RAD 1 HAP expenses in this field, including the prorated HAP expenses incurred after the first of the month.

Rental Assistance Component 2: Total number of vouchers Leased for all RAD Component 2 awards. Effective April, 2016, this information is no longer reported in the Tenant Protection field.

Rental Assistance Component 2 (HAP): Total number of vouchers Leased for all RAD Component 2 awards. Effective April, 2016, this information is no longer reported in the Tenant Protection field.

Litigation: Total number of vouchers leased from award(s) originally made by HUD in conjunction with a judgment or consent decree.

Litigation HAP: Total HAP expenses incurred for litigation voucher leasing reported in Units section.

Homeownership: Total number of vouchers used for homeownership subsidy rather than rental subsidy.

Homeownership HAP: Total HAP expenses incurred for Homeownership vouchers reported in Units section.

New This Month (Homeownership): Total number of newly assisted homeowners for the specified month. This number must be included in the Homeownership total and cannot be greater than the number of Homeownership Vouchers reported above. This is a sub-category of Homeownership.

Moving To Work Vouchers: Total number of vouchers leased in the PHA's Moving to Work Program. MTW units leased for NED, FUP, One Year Mainstream and VASH should not be reported in this line item; however, they should be reported in the appropriate field designated for those purposes.

Moving To Work HAP: Total HAP expenses incurred for Moving to Work vouchers reported in the Moving to Work Unit section. Do not include in this section any expenses for purposes other than rental or homeownership assistance. If Moving to Work voucher funds are used for any purpose OTHER THAN rental or homeownership assistance under the Housing Choice Voucher Program, the PHA should identify those funds in the appropriate MTW field(s) in the MTW Section on TAB 2 or in the MTW Other Expense field on Tab 3. HAP expenses for NED, FUP, One Year Mainstream and VASH should not be reported in this line item; however, they should be reported in the appropriate field designated for those purposes.

One Year Mainstream - MTW (UML): Total number of vouchers leased this month for all One Year Mainstream awards (MTW PHAs ONLY). These awards are pre-2008

One Year Mainstream - MTW (HAP): Total HAP expenses incurred for One Year Mainstream-MTW reported in the units sections (MTW PHAs ONLY).

Family Unification - Non MTW: Total number of vouchers leased this month from ANY initial or renewal Family Unification Program increment regardless of when the award was funded. Vouchers

are reported in this category as long as they are in use by an eligible participant. (non-MTW PHAs ONLY).

Family Unification - Non MTW (HAP): Total HAP expenses incurred for Family Unification vouchers reported in the units section (non-MTW PHAs ONLY).

Family Unification Pre2008 – MTW: Total number of vouchers leased this month from initial or renewal Family Unification Program increments that were funded from federal fiscal years prior to 2008. Vouchers are reported in this category as long as they are in use by an eligible participant and only if the PHA received a FUP award under a Notice of Funding Availability prior to 2008 (MTW PHAs ONLY).

Family Unification Pre2008 - MTW (HAP): Total HAP expenses incurred for Family Unification Pre-2008 Vouchers reported in the Family Unification Pre2008 section (MTW PHAs ONLY).

Family Unification 2008/Forward – MTW: Total number of vouchers leased this month from initial or renewal Family Unification Program increments that were funded from federal years 2008 and forward. Vouchers are reported in this category as long as they are in use by an eligible participant and only if the PHA received a FUP award under a Notice of Funding Availability in 2008 or forward (MTW PHAs ONLY).

Family Unification 2008/Forward - MTW (HAP): Total HAP expenses incurred this month for Family Unification 2008/Forward Vouchers reported in the Family Unification 2008/Forward section (MTW PHAs ONLY).

Non Elderly Disabled - Non-MTW: Total number of vouchers leased this month from initial or renewal Mainstream 1 or Non-Elderly Disabled program increments (non-MTW PHAs ONLY).

Non Elderly Disabled - Non-MTW (HAP): Total HAP expenses incurred this month for Mainstream 1 or Non-Elderly Disabled voucher leasing as reported in Units section (non-MTW PHAs ONLY).

Non Elderly Disabled 2008 Forward – MTW: Total number of voucher leased this month from initial or renewal Non-Elderly Disabled Program increments that were funded from federal years 2008 and forward. (MTW PHAs ONLY).

Non Elderly Disabled 2008 Forward - MTW (HAP): Total HAP expenses incurred for vouchers leased this month for Non-Elderly Disabled 2008 - Forward as reported in the Non-Elderly Disabled section (MTW PHAs ONLY)

Portable Vouchers Paid: Total number of vouchers for which the PHA is being billed by and is remitting HAP costs to another PHA under the portability option. These vouchers are part of the PHA's inventory and are commonly referred to as "Port-Outs".

Portable Vouchers Paid HAP: Total HAP expenses incurred for portability vouchers reported in the Units section. The HAP payments to be reported here are for port-outs for which the PHA is being billed by another PHA.

HOPE VI: Total number of vouchers under lease for households whose vouchers were provided from an award designated for HOPE VI affected participants. A unit is reported in this category as long as the original voucher holder remains a voucher participant, even after the units are renewed and become part of the PHA's baseline units.

HOPE VI HAP: Total HAP expenses incurred for HOPE VI vouchers reported in the Units section.

TAB 1 – VOUCHER UML AND HAP

Form 52681-B Field Name

Tenant Protection: Total number of vouchers under lease for households whose vouchers were initially provided from an award designated for tenant protection purposes and who were affected by a tenant protection action. This includes vouchers awarded for relocation from or replacement of a public housing property; vouchers for tenants affected by a termination, opt-out, or prepayment of a multifamily assisted development or a property disposition action; and vouchers provided for the replacement of expired Mod Rehab HAP and SRO contracts. A unit is reported in this category as long as the original voucher holder remains a voucher participant, even after the units are renewed and become part of the PHA's baseline units.

NOTE: Effective April, 2016, RAD Component 1 and 2 leasing and expense information is no longer reported in this field. RAD information should be reported in the appropriate RAD 1 and 2 fields.

Tenant Protection HAP: Total HAP expenses incurred for Tenant Protection vouchers reported in the Units section.

Enhanced Vouchers: Total number of Tenant Protection vouchers reported above that are in use under the terms for enhanced vouchers. All Enhanced Vouchers are also Tenant Protection but not all Tenant Protection vouchers are enhanced. The number of Enhanced vouchers cannot exceed the number of Tenant Protection reported above.

Veterans Affairs Supportive Housing (VASH) Vouchers: Total number of vouchers under lease from initial or renewal funds awarded under the VASH program. Vouchers are reported in this category as long as they are in use by an eligible participant and only if the PHA received a VASH award in 2008 or subsequent federal fiscal years. Vouchers should be reported in this category only if the PHA has received an award under this program in FFY2008 or later. A voucher is reported in this category as long as it is in use by an eligible program participant. In accordance with Notice PIH 2011-53, if a HUD-VASH family no longer requires case management services, and the PHA has the funding and elects to serve the family under its regular HCV program, the PHA will no longer report the family on the VASH lines in the VMS. Instead, this family should now be reported on the All Other Vouchers (AOV) lines.

Veterans Affairs Supportive Housing (VASH) HAP: Total HAP expenses incurred for VASH vouchers reported in the Units section. The PHA should report all VASH HAP expenses in this field, including the prorated HAP expenses incurred after the first of the month.

Housing Stability Vouchers: Total number of Housing Stability Vouchers under lease from initial or renewal funds awarded. Vouchers should be reported in this category only if the PHA has received vouchers in this program. A voucher should be reported in this category as long as it is used for an eligible program participant.

Housing Stability Vouchers HAP: HAP expenses incurred for the Housing Stability Vouchers reported in the units section.

TAB 1 – VOUCHER UML AND HAP

Form 52681-B Field Name

DHAP to HCV Vouchers Leased: The field captures the number of families assisted via DHAP to HCV conversion vouchers. These vouchers were awarded in 2009 and are subject to reconciliation. For months in CY 2009, the PHA should report the total number of families that were leased. For months in CY 2010, PHAS are only to report the total number of vouchers from the 2009 DHAP to HCV award where former DHAP families were issued their voucher prior to 1/1/2010, were actively seeking assistance as of 12/31/2009, were initially placed under HAP contract effective on or after January 1, 2010, and are under lease as of the first day of the reporting month. Vouchers leased for participants assisted via DHAP to HCV vouchers prior to 2010 and which are still receiving assistance are not reported in this section. These DHAP to HCV vouchers became regular Housing Choice vouchers on January 1, 2010, and their leasing is reported in the appropriate category above (All Other Vouchers, etc.).

DHAP to HCV Vouchers HAP: Total HAP expenses for DHAP to HCV voucher leasing reported in the units section.

All Other Vouchers: Total number of vouchers leased for all other purposes. Do not include any vouchers already reported in the other voucher categories above.

All Other Vouchers HAP: Total HAP expenses incurred for all other vouchers reported in the units section, for contracts in effect on the first day of the month. Do not include any HAP expenses already reported in ANY other Voucher HAP Expense categories above or for FSS Escrow Deposits below.

MTW - Family Unification 2008/Forward HAP expenses after the First of the Month: Total amount of HAP expenses incurred after the first of the month for leased Family Unification vouchers 2008/forward vouchers. (MTW PHAs ONLY). Mandatory field for MTW agencies who have been awarded Family Unification vouchers from 2008 forward.

MTW - Family Unification pre-2008 HAP After the First of the Month: Total amount of HAP expenses incurred after the first of the month for leased Family Unification Vouchers from pre-2008 awards. (MTW PHAs ONLY). Mandatory field for MTW agencies who have been awarded Family Unification vouchers prior to 2008.

MTW - Non-Elderly Disabled 2008/Forward HAP Expenses after the First of the Month: Total amount of HAP expenses incurred after the first of the month for leased Non-Elderly Disabled Vouchers 2008/forward vouchers(MTW PHAs ONLY). Mandatory field for MTW agencies who have been awarded Non-Elderly Disabled vouchers from 2008 forward.

MTW - VASH HAP Expenses after the First of the Month: Total amount of HAP expenses incurred after the first of the month for leased VASH vouchers (MTW PHAs ONLY). Mandatory field for MTW agencies who have been awarded VASH vouchers.

MTW - One year Mainstream HAP After the First of the Month: Total amount of HAP expenses incurred after the first of the month for leased One Year Mainstream vouchers (MTW PHAs ONLY). Mandatory field for MTW agencies who have been awarded One Year Mainstream vouchers.

FSS Escrow Deposits: Deposits to FSS participant escrow accounts made for this month.

TAB 1 – VOUCHER UML AND HAP

Form 52681-B Field Name

All Voucher HAP Expenses for Contracts Effective After the First of Month: Total amount of HAP expenses incurred for NEW contracts effective after the first of the month for any categories above except RAD 1, VASH, and Mainstream 5. If the amount of HAP covers the entire month then it should not be reported in this field. MTW PHAs with After the First of the Month Expenses for FUP Pre-2008/2008 Forward, NED 2008 Forward, VASH and One Year Mainstream should not report those expenses here, but rather they should be reported in the appropriate MTW After the First of the Month field(s) above. This amount is automatically included in the HAP Total below when the system calculates the HAP Total. For RAD 1 and/or VASH, the PHA should report ALL HAP expenses, including the prorated HAP expenses, in the RAD 1 and/or VASH field as appropriate rather than reporting the prorated HAP expenses on the line for "All Voucher HAP Expenses AFTER the First of the Month". HAP expenses incurred after the first of the month for the Mainstream 5 program should NOT be reported in this field but should be reported in the Mainstream 5 field. "Note: RAD 2 HAP expenses incurred after the first of the month SHOULD be reported in this field".

Total Vouchers: This is a calculated field and does not accept data entry from the user. It contains monthly totals of the following UML fields:

- RAD 1
- RAD 2
- Litigation
- Homeownership
- Moving to Work
- One Year Mainstream MTW
- Family Unification Non - MTW
- Family Unification Pre 2008 - MTW
- Family Unification 2008 Forward - MTW
- Non-Elderly Disabled – Non MTW
- Non-Elderly Disabled 2008 Forward – MTW
- Portable Voucher Paid
- HOPE VI
- Tenant Protection
- Veterans Affairs Supportive Housing (VASH) Vouchers
- Housing Stability Vouchers
- All Other Vouchers

HAP Total: This is a calculated field and does not accept data entry from the user. It contains monthly totals of the following HAP fields:

- RAD 1 HAP
- RAD 2 HAP
- Litigation HAP
- Homeownership HAP
- Moving to Work HAP
- One Year Mainstream MTW – HAP
- Family Unification Non MTW - HAP
- Family Unification Pre-2008 MTW - HAP
- Family Unification 2008 Forward MTW - HAP
- Non-Elderly Disabled Non-MTW – HAP
- Non-Elderly 2008 Forward MTW - HAP
- Portable Voucher HAP
- HOPE VI - HAP
- Tenant Protection HAP
- Housing Stability Vouchers HAP

TAB 1 – VOUCHER UML AND HAP

Form 52681-B Field Name

- All Other Vouchers HAP
- Veterans Affairs Supportive Housing (VASH) Vouchers HAP
- All Voucher HAP Expenses for contracts effective After the First of Month
- MTW Family Unification 2008 Forward HAP Expenses After the First of the Month
- MTW Family Unification Pre-2008 HAP Expenses After the First of the Month
- MTW Non-Elderly Disabled 2008 Forward HAP Expenses After the First of the Month
- MTW VASH HAP Expenses After the First of the Month
- MTW One Year Mainstream HAP Expenses After the First of the Month
- FSS Escrow Deposits

Note that the PHA should include as HAP in the appropriate categories any amounts expended for utility reimbursements.

Other Voucher Reporting Requirements

Number of vouchers under Lease (HAP Contract) on the last day of the Month: Total number of vouchers under lease on the “LAST” day of the month for all categories listed in “HAP Total” above. This includes HAP contracts that expired that day. Zero HAP units continue to be reported for up to six months. The HAP contract terminates automatically 180 calendar days after the last HAP payment to the owner.

HA Owned Units Leased - included in the units leased: Total number of HA-owned units that are under lease in the Voucher program for the month; including RAD units that are PHA-owned. These units should also be included in the appropriate Voucher Units category above.

Number of vouchers issued but not under housing assistance payments (HAP) contract as of the last day of the Month: This figure represents the total **cumulative** number of new vouchers issued for all categories listed above and not yet under a HAP contract as of the last day of the reporting period. This figure excludes vouchers issued to participants who are currently under a HAP contract in one unit but have been issued a voucher to search for another unit to which they intend to move with continued voucher assistance.

Housing Stability Vouchers - Number of New Vouchers Issued but not Under HAP Contract as of the last day of the Month: Total number of vouchers under lease on the last day of the month for Housing Stability Vouchers only. This includes HAP contracts that expired that day. Zero HAP units continue to be reported for up to six months. The HAP contract automatically terminates 180 calendar days after the last HAP payment to the owner. These units should not be reported in any other field.

Portable Units Administered: Total number of vouchers for the entire month which the HA is administering on behalf of an Initial HA under the portability provisions; the HA is billing the initial HA and has not absorbed the voucher participants into the HA’s own program. A household reported in this category is NOT reported as a voucher participant for this HA in any other category. These are commonly referred to as “Port-Ins.” NOTE: Portable vouchers administered for the Mainstream program should NOT be reported in this field.

Total HAP for Portable Units Administered: HAP expenses attributable to the Portable Units Administered as reported above. These expenses are NOT included in the HA’s total voucher HAP expenses elsewhere reported in VMS.

Adjustment Funding – Per Unit Cost Increase: Amount of Voucher Program HAP expenses paid for the reporting month covered by Adjustment Funding provided for Per Unit Costs Increases. These expenses should also be reported in the normal HAP expense field for which the expense was incurred.

TAB 1 – VOUCHER UML AND HAP

Form 52681-B Field Name

Adjustment Funding – Shortfall: Amount of Voucher Program HAP expenses paid for the reporting month covered by Adjustment Funding for Shortfalls. These expenses should also be reported in the normal HAP expense field for which the expense was incurred.

Adjustment Funding Per Unit Cost Increase MS Program: Amount of Mainstream Program HAP expenses paid for the reporting month covered by Adjustment Funding for Per Unit Costs Increases. These expenses should also be reported in the MS HAP expense field.

Adjustment Funding – Shortfall MS Program: Amount of Mainstream Program HAP expenses paid for the reporting month covered by Adjustment Funding for Shortfalls. These expenses should also be reported in the MS HAP expense field.

5-Year Mainstream: The number of 5 Year Mainstream vouchers under lease. Vouchers should only be reported in this category if the PHA has received an award under the 5-Year Mainstream program and should be reported in this category for the initial and all renewal terms.

5 Year Mainstream HAP: Total amount of HAP expenses incurred for 5-Year Mainstream vouchers reported in Unit section. The PHA should report ALL MS5 HAP expenses in this field, including the prorated HAP expenses incurred after the first of the month.

Number of PBVs Under AHAP and Not Under HAP: Total number of PBVs under AHAP only. These units are not reported in any other field.

Number of PBVs Under HAP and Leased: Total number of PBVs under HAP contract and leased. These units and associated expenses are also reported in the field that best describes the type of voucher being used (Tenant Protection, AOV, etc.)

Number of PBVs Under HAP and Not Leased: Total number of PBVs that are under a HAP contract and are not leased and are not receiving vacancy payments. These vouchers are not reported in any other field but are eligible for administrative fees. This field should include RAD1 and RAD2 Units that are under a HAP Contract but are not leased and RAD1 units that are receiving Rehab Assistance Payments (RAP).

Number of PBVs Under HAP and Not Leased with Vacancy Payment and Associated Vacancy HAP Expense: Total number of PBVs that are under a HAP contract and are not leased but are receiving vacancy payments. These vouchers are not reported in any other field but are eligible for administrative fees. RAD vouchers receiving vacancy payments should also be reported in this field.

HAP Expenses - Number of PBVs Under HAP and Not Leased with Vacancy Payment and Associated Vacancy HAP Expense: Total HAP expense associated with PBVs under HAP contract and not leased with vacancy payments. These expenses are also reported in the AOV HAP Expense field. Vacancy Payments for RAD vouchers should also be reported in the appropriate RAD HAP Expense field. Note: RAD Rehab Assistance payments should not be reported in this field but should be reported in the RAD 1 HAP expense field.

TAB 2 – OTHER INCOME AND EXPENSE

Form 52681-B Field Name

Memorandum Reporting

Fraud Recovery – Total Collected this Month Total dollar amount recouped by the HA as fraud recoveries during the month that is applied to the RNP account. This consists of the lesser of one-half the amount recovered or the total recovery minus the costs incurred by the PHA in the recovery. This amount should NOT be deducted from HAP Expenses as reported for the month in the HAP expenses section.

Note: *Total dollar amount recouped “is cash collected – not revenue recorded”.*

Interest or other income earned this month from the investment of HAP funds and Restricted Net Position: Interest or other income earned this month from the investment of HAP funds and Restricted Net Position. Note: the amount of interest earned from the UNP account should not be reported in this field.

FSS Escrow Forfeitures this month: Total value of FSS escrow accounts forfeited by tenants during the month; forfeitures occur when the tenant violates or fails to complete the FSS contract. This amount should not be deducted from HAP expenses as reported for the month in the HAP Expenses section.

Number of Hard to House Families Leased: Total number of families (current participants and new admissions) with three or more minors or with a disabled family member that moved to a new unit during the month. If entered the reported value must be a positive.

Number of LBP Initial Clearance Tests: The total number of initial lead-based paint clearance tests completed during the month. If entered the reported value must be a positive whole number only.

Portable Hap Costs Billed and Unpaid – 90 Days or older: Amount due to the HA for portable HAP costs billed to another agency at least 90 days prior to the end of the current reporting period and not yet paid by that other agency.

Number of LBP Risk Assessments: The total number of lead-based paint risk assessments completed during the month. If entered the reported value must be a positive whole number only.

Administrative Expenses

FSS Coordinator Expense Covered by the FSS Grant: Include on this line item only those expenses covered with unspent FSS administrative fees earned through grants awarded in FY2014 and prior. Allowable expenses paid from unspent prior year grants that may be reported on this line for expenses incurred after December 2015 are: contracting to do FSS data collection/clean-up/analysis, building the capacity of the Program Coordinating Committee, strengthening your agency's outreach strategies, etc. You may also report expenses incurred for salary and benefits only to hire an extra, temporary HCV FSS coordinator to help with our existing FSS caseload or FSS special project. Please note that any funds remaining unspent from CY2014 and prior may not be used to pay the salary and benefits of current FSS coordinators and may not be reported on this line item. Further, any expenses incurred that are paid with funds drawn down from LOCCs should not be included on this line item.

TAB 2 – OTHER INCOME AND EXPENSE

Also note that once funds have been exhausted from your FSS grant (FY15 and beyond) any expenses incurred for covering HCV FSS coordinator salary and benefits must be included in the VMS on the regular administrative expenses line item. Do not report these expenses on the line item “FSS Coordinator Expenses Not Covered by Grant”.

FSS Coordinator Expenses Not Covered by FSS Grant: This field is no longer active and should not be used to report any FSS data.

Administrative Expense: Total administrative expenses, direct and indirect, incurred by the PHA for the Voucher Program. This amount excludes expenses covered by FSS/Homeownership Coordinator grants, Housing Conversion fees, Mobility Counseling and ROC fees (and other special purpose one time fees provided), Preliminary Expenses and Portability Payments due from another Housing Authority.

Audit: Total amount billed for the PHA’s IPA audit, if incurred during this reporting cycle, excluding the accounting service fee. Report this amount only in the month that it occurred

Financial Status – as referenced in PIH Notice 2010-16

Unrestricted Net Position (UNP) as of the Last Day of the Month

Note: *Regardless of the system (VMS or FASS-PH) in which UNA is being reported, the PHA should report its UNP amount as defined by GAAP – “the difference between the HCV program’s asset and liabilities that do not meet the definition of restricted net assets or invested in capital assets net of related debt.” In essence, HUD is requesting information on net liquid or near liquid resources that can be readily used for the administration of the program, as this definition does not include net assets related to fixed assets (see OPEB liability exception below as related to liquid or near liquid resources).*

UNP is equal to the cumulative total of Administrative Fee (AF) revenue minus total HCV administrative expenses and any UNP used for housing assistance payments (HAP) or other activities for Section 8 Tenant Based related purposes. UNP (referred to as “Administrative Fee Reserve” in the HCV program regulations) is the amount by which administrative fees paid by HUD for a PHA fiscal year exceeded the PHA administrative expenses for the fiscal year, plus the portion of fraud recovery revenue collected in cash that is returned to the UNP account (see Note 1), any interest earned on AF reserve (see 24 CFR 982.155(a)) and up to \$500 per calendar year in interest and investment income earned on HAP and RNP funds, and the net Port-In reimbursement revenue (in excess of Port-In HAP expenses) received from initial Housing Authorities for unabsorbed Port-Ins. This means that the total AF revenue used to calculate the UNP reported in this field does not include excess AF received during the current PHA FY because excess AF received does not accumulate to the UNP until the end of the PHA’s FY. The excess fees received during the PHA’s current FY will not be reported in the UNP field until the end of the last month of the PHA’s fiscal year. The monthly amount reported is the UNP balance at the beginning of the year plus any interest earned and fraud recovery allocated to the UNP account for the months in the current year. PHAs must include in this field their pre-2005 AF balance, formerly referred to as their operating reserve (also known as their AF reserve). PHAs should not report any unexpended FSS Coordinator funds in the UNP field. FSS coordinator funds from grants awarded prior to Federal Fiscal Year 2014 (which were made available to PHA’s beginning in January 2015) can only be spent on FSS coordinator expenses, are not available to support other Section 8 program expenses, and therefore must be recorded in the PHAs financial records as an unearned revenue until spent on FSS coordinator expenses rather than being reported as part of the UNP. FSS coordinator grants awarded in FFY 2014 and future years are treated as a separate program and reported in CFDA 14.896 in FASS. The grant revenue for these awards should not be added to the HCV equity. For guidance on eligible use of AF and UNP funds please reference PIH Notice 2015-17 issued October 6, 2015. This document provides

additional information regarding the allowable use of AF earned during the PHA's current fiscal year and the use of available UNP (depending on the source year) and also provides information regarding VMS reporting.

Accrued Pension and Other Post Employment Benefits (OPEB) Exception:

Any Accrued Pension and OPEB liability must be included in the UNP balance as reported in the VMS even though this unfunded liability may cause the UNP balance to reflect a 'false' negative balance. It is suggested the PHA insert a comment in the 'comments' section to reflect the portion of the UNP balance that is attributable to the unfunded pension and OPEB liability and provide the actual 'cash equivalent' UNP balance (the UNP "should be" balance if the pension and OPEB liability were removed). Reference GASB 74 (which parallels GASB 67 and replaces GASB 68) and GASB 75 (which replaces GASB 45).

Restricted Net Position (RNP) as of the Last Day of the Month: RNP is the amount of Housing Assistance Payments (HAP) Equity for the HCV program. It is equal to the Position (RNP) as cumulative sum of total HAP revenues received minus the total cumulative HAP expenses for eligible unit months that have been paid and is calculated on a monthly basis. Total HAP expense should include of the Last Day of expenses for regular vouchers and for HCV special purpose vouchers including VASH, Non-Elderly Disabled the Month (NED), Family Unification Program (FUP), HOPE VI, One Year Mainstream (MS1), Litigation, RAD Component 1, RAD Component 2, Tenant Protection (TP) and Homeownership, as well as expenses for FSS escrow deposits. Total HAP revenue is defined as total HAP disbursements received during the month including the portion of fraud recovery revenue collected in cash that is returned to the HAP equity (see Note 1) and FSS forfeitures. Excess funds received for the Mainstream 5 program should not be included in this field.

Interest income earned on excess HAP and RNP balances should not be included in the RNP. The allowable retention of interest funds should be reported in the PHA's UNP balance as described in greater detail in the

UNP field definition. Negative balances must be reported on a monthly basis and carried through the fiscal year-end or calendar year-end, as applicable, until cash revenue is received (from any allowable source) to clear the negative balance. However, if the PHA has a negative balance at the end of the calendar year and no available program reserves to cover the shortage, then the negative amount should not carry over into the subsequent calendar year reporting (see Note 2). This results in the PHA starting January of the following year with a zero balance. Instead, the PHA must transfer HCV UNP or other non-federal funds to the HCV RNP account to cover the negative balance in excess of the HUD-held reserves balance. Please refer to PIH Notice 2013-28 regarding the allowable use of outside sources of funds. The PHA is responsible for operating its program within the amount of funding provided. Negative amounts reported may result in a

HUD review and corrective action may be warranted if it is determined the PHA expended any portion of its

HAP funding on non-HAP eligible expenses.

NOTE 1: *Fraud Recovery – PHAs should not include fraud receivable revenue not yet collected in the VMS reporting as those funds are not available for the PHA to use for HAP expenses. The amount of fraud recovery sent to the RNP account is usually 50% of the amount collected, but may be less depending on the*

PHA's situation. See 24 CFR §792.202 for more on the amounts of fraud recovery a PHA may retain in its UNP and the portion of fraud recovery that must be returned to the HCV Program by inclusion in the RNP balance.

NOTE 2: *Reporting Negative RNP – Reporting negative RNP balances in the VMS at the end of the PHA's fiscal year end is acceptable. Reporting negative balances in the VMS provides reviewers the most accurate financial status of the PHA and is an indication that an additional disbursement may be needed to support HAP expenses. If the PHA reflects a negative*

balance at FYE, the PHA should confirm if there are available HUD-HELD Reserves to support the shortage. If so, the PHA should record an Accounts Receivable from HUD for the amount that can be supported. The PHA should transfer UNP to cover the remaining shortage.

GAAP reporting requirements direct PHAs to report zero in FASS when their RNP balance is negative at fiscal year-end. This can result in a discrepancy between the two systems although the information is accurate based on current reporting requirements.

MTW PHAs are required to track and report unspent HAP funds, transferred to the single account, in the

VMS under the RNP. These are HAP funds transferred to the single account minus HAP and non-HAP expenses allowable under their MTW agreements. The tracking and reporting of HCV originated HAP that has been transferred to the single account but remains unspent will facilitate monitoring budget utilization and establishing operating reserves to be protected from offsets and excess reserves that could be subject to Congressional mandated offsets and or/offset for reallocation as described by the 2016 Appropriations Act or future requirements.

Note that for unaudited and audited FASS reported financial statements, unspent HAP funds that were transferred to the single account will continue to be reported as unrestricted net position (UNP). This results in a known discrepancy between VMS and FASS reporting but is necessary to ensure accurate tracking and reporting of unspent HAP funds.

PHAs/Users should refer to PIH Notice 2015-17 for additional information related to the proper calculation and reporting of RNP balances in the VMS.

Cash/Investments as of the last day of the month – Voucher Program only: Cash/Investments as of the last day of the month are the total amount of HAP and AF cash and investments for the HCV program. Amounts reported include all cash and investments as they relate to UNP and RNP balances as of the last PHA FYE, as well as any additional funds that may have been reported in the UNP and RNP fields through the month being reported. This total amount must include only those HAP and AF funds (including any interest or revenue derived) received for the HCV program, including interest earned, fraud recovery and Family Self-Sufficiency (FSS) forfeitures. Funds received for an FSS Coordinator and not expensed must not be included. Cash and investments for FSS escrows must not be included, nor should any cash or investments representing other current liabilities to the PHA, such as outstanding checks and “accrued compensated absences – current period” as these funds are already restricted for specific purposes and are not available for use to pay HAP or other administrative costs. MTW PHAs should report their financial information as required in their MTW Agreement.

MTW

MTW - HCV Administrative Expenses: HCV on administrative expenses incurred by the PHA supported by HAP funds as well as administrative expenses paid from earned fees for traditional HCV units including special purpose vouchers (NED, FUP, MS1), RAD, MTW units, non-MTW units and tenant protection vouchers. MTW PHAs ONLY should report in this field.

MTW - Public Housing Rehabilitation: HCVP HAP funds expended by the PHA for capital improvements of existing public housing units, as allowed under public housing program statutes and regulations.

MTW - Debt Service Repayment: HCVP HAP funds expended by the PHA for debt service payments. Expenses reported in this field should only be those made in association with a CFFP, OFFP, EPC or other use under Section 30 of the U.S. Housing Act that has been approved by HUD. Any other use of HCVP HAP funds to pay debt service that would require a waiver or Section 30

must be included by the PHA as an approved MTW activity in the MTW plan before the expenditures are eligible and reported.

MTW - Development Activities: HCVP HAP funds expended by the PHA for the development of new public housing units, new project-based HCV units, or new local non-traditional units. In order to expend HCVP HAP funds for the development of local non-traditional units, the PHA must have an approved MTW activity in the MTW plan describing how the funds will be used.

MTW - Local Housing Program: HCVP HAP funding expended by the PHA for operation of local, non-traditional housing programs. In order to expend HCVP HAP funds for the operation of local, non-traditional housing programs, the PHA must have an approved MTW activity in the MTW plan describing how the funds will be used.

Other - Unspent Funds

Fund Source 1

Unspent Fund Source (HCV, CAP, OP or MTW)-1: This section is for MTW PHA reporting of commitments and obligations that have been made for the future expenditure of currently unspent funds. The PHA reports in this field the source of the unspent funds (HCVP, Operating Fund, Capital Fund, or merged MTW).

Type of Account-1: Type of projected expenditure from the fields provided for actual expenses or another category to be added by the PHA.

Activity-1: The specific activity within the category which the PHA is undertaking

Funds Committed-1: The total amount from the Unspent Fund Source that the PHA has committed to the activity. This amount should be changed in subsequent reporting if the level of commitment changes but should not be reduced as the commitment moves to obligation.

Type of Commitment-1: The specific action that commits the funds to the activity.

Date of Commitment-1 (MM/DD/YYYY): The date of the commitment action.

Funds Obligated-1: The total amount from the commitment that the PHA has obligated to the activity. This amount should be changed in subsequent reporting if the level of obligation changes but should not be reduced as the obligated funds are expended.

Type of Obligation-1: The specific action that obligates the funds to the activity, such as a contract executed with Company ABC.

Date of Obligation-1 (MM/DD/YYYY): The date of the obligation action.

Funds Expended from Commitment/Obligation-1: The total of the obligated amount that has been expended on the activity.

Projected Date of Full Expenditure-1 (MM/DD/YYYY): The date by which the PHA anticipates the funds committed and obligated for this activity will be fully expended.

Fund Source 2 -Same as above

Fund Source 3-Same as above

Fund Source 4-Same as above

Fund Source 5-Same as above

Fund Source 6-Same as above

Fund Source 7-Same as above

Fund Source 8-Same as above

Fund Source 9-Same as above

Fund Source 10-Same as above

Fund Source 11-Same as above

TAB 3 – ADDITIONAL EXPENSE / COMMENTS

Form 52681-B Field Name

Expenses

Expense Amount 1: Other expenditures amount incurred by the HA for the Voucher Program, which the HA has been instructed to report.

Expense Description 1: Description of other expenditures incurred by the HA for the Voucher Program, which the HA has been instructed to report. Description field will accommodate up to 255 characters. A message displays when data entered exceed 255 characters.

Expense Amount 2: Other expenditures amount incurred by the HA for the Voucher Program, which the HA has been instructed to report.

Expense Description 2: Description of other expenditures incurred by the HA for the Voucher Program, which the HA has been instructed to report. Description field will accommodate up to 255 characters. A message displays when data entered exceed 255 characters.

Expense Amount 3: Other expenditures amount incurred by the HA for the Voucher Program, which the HA has been instructed to report.

Expense Description 3: Description of other expenditures incurred by the HA for the Voucher Program, which the HA has been instructed to report. Description field will accommodate up to 255 characters. A message displays when data entered exceed 255 characters.

Expense Amount 4: Other expenditures amount incurred by the HA for the Voucher Program, which the HA has been instructed to report.

Expense Description 4: Description of other expenditures incurred by the HA for the Voucher Program, which the HA has been instructed to report. Description field will accommodate up to 255 characters. A message displays when data entered exceed 255 characters.

Expense Amount 5: Other expenditures amount incurred by the HA for the Voucher Program, which the HA has been instructed to report.

Expense Description 5: Description of other expenditures incurred by the HA for the Voucher Program, which the HA has been instructed to report. Description field will accommodate up to 255 characters. A message displays when data entered exceed 255 characters.

MTW Other Expense Category

MTW - Other - 1 - PHA to identify the type of expense incurred: HCVP HAP funding expended by the PHA for an activity that does not fit in any other category.

MTW - Other - 1 Comments (PHA to identify the type of expenses incurred): Description of the expenses incurred which do not fit in any other category, in sufficient detail for HUD to ensure expenses are eligible and identifiable.

MTW - Other - 2 - PHA to identify the type of expense incurred: HCVP HAP funding expended by the PHA for an activity that does not fit in any other category.

MTW - Other - 2 Comments (PHA to identify the type of expenses incurred): Description of the expenses incurred which do not fit in any other category, in sufficient detail for HUD to ensure expenses are eligible and identifiable.

MTW - Other - 3 - PHA to identify the type of expense incurred: HCVP HAP funding expended by the PHA for an activity that does not fit in any other category

MTW - Other - 3 Comments (PHA to identify the type of expenses incurred): Description of the expenses incurred which do not fit in any other category, in sufficient detail for HUD to ensure expenses are eligible and identifiable.

Comments: Comment field to allow PHA to explain their data entries or to provide specific information requested by HUD Use this field only to explain the required data or to provide specific information required by HUD. The Comment field will accommodate up to 4000 characters. A message displays when data entered exceed 4000 characters.

TAB 4 – DISASTER UML AND HAP

Form 52681-B Field Name

Disaster Voucher Program (DVP)

Disaster 1 Name: Specific Name associated with the current disaster

Disaster 1 Families Assisted: Total number of families assisted under the DVP, excluding Homeless DVP families. These units are not reported on any other line.

Disaster 1 Families Assisted (HAP): Total number of families assisted under the DVP, excluding Homeless DVP families. These units are not reported on any other line.

Disaster 1 Security Deposit: Security Deposit paid during the reporting month for the Disaster Families.

Disaster 1 Security Deposit Returned: Amount of security deposit returned for the Disaster Family during the reporting month.

Disaster 1 Utility Deposit: Utility Deposit paid during the reporting month for the Disaster Families

Disaster 1 Utility Deposit Returned: Amount of Utility deposit returned for the Disaster Family during the reporting month.

Disaster 1 Administrative Expenditures: The amount of Administrative Expenditures incurred for the reporting month.

Disaster 1 Broker Fee: The total amount of broker fees paid during the reporting month for Disaster Families.

Disaster 2: Same as Above

Disaster 3: Same as Above

Disaster 4: Same as Above

TAB 5 – EVHP UML/HAP

Emergency Housing Voucher UML and HAP

Emergency Housing Vouchers UML: Total number of Emergency Housing Vouchers under lease from initial or renewal funds awarded. Vouchers should be reported in this category only if the PHA has received vouchers in this program. A voucher should be reported in this category as long as it is used for an eligible program participant.

Emergency Housing Vouchers HAP: HAP expenses incurred for the Emergency Housing Vouchers reported in the units section.

Emergency Housing Vouchers - Number of New Vouchers Issued but not Under HAP Contract as of the last day of the Month: The number of new Emergency Housing Vouchers Issued but not under HAP contract as of the last day of the month. These units should not be reported in any other field.

Emergency Housing Vouchers - HAP Expenses After the First of the Month: Total amount of HAP expenses incurred for new contracts effective after the first of the month for the Emergency Housing Vouchers program. These expenses should not be reported in any other field.

Emergency Housing Vouchers – Admin Fees – Preliminary Fee Expenses: Amount of Emergency Housing Vouchers Preliminary Fee expenses incurred for the month. Please refer to PIH Notice 2021-15 for additional guidance on the eligible uses for these fees.

Emergency Housing Vouchers – Admin Fees – Placement/Issuance Fee Expenses: Amount of Emergency Housing Voucher Placement/Issuance Fee expenses incurred for the month. Please refer to PIH Notice 2021-15 for additional guidance on the eligible uses for these fees.

Emergency Housing Vouchers – Admin Fees - Ongoing Administrative Expenses: Amount of ongoing Administrative Expenses incurred for the month for the Emergency Housing Vouchers Program. Please refer to PIH Notice 2021 for additional guidance on the eligible uses for these fees.

Emergency Housing Vouchers – Service Fee – Housing Search Assistance Expenses: Amount of Service Fee Expenses incurred for Housing Search Assistance. Please refer to PIH Notice 2021-15 for additional guidance on the eligible uses for these fees.

Emergency Housing Vouchers – Service Fee – Security/Utility Deposit/Rental Application/Holding Fee Expenses: Amount of Service Fee Expenses incurred for Security/Utility Deposit, Rental Application and Holding Fee Expenses. Please refer to PIH Notice 2021-15 for additional guidance on the eligible uses for these fees.

Emergency Housing Vouchers – Service Fee - Owner Incentive Expenses: Amount of Service Fee Expenses incurred for Owner Incentive Expenses. Please refer to PIH Notice 2021-15 for additional guidance on the eligible uses of these fees.

Emergency Housing Vouchers – Service Fee - Other Eligible Expenses: Amount of Service Fee Expenses incurred for Other Eligible expenses that are not reported in any other Service Fee expense category. Please refer to PIH Notice 2021-15 for additional guidance on the eligible uses for these fees.

Emergency Housing- FSS Escrow Deposits: Deposits to Emergency Housing Voucher FSS participants escrow accounts made for this month.

TAB 5 – EVHP UML/HAP

Emergency Housing Voucher UML and HAP

Emergency Housing Vouchers - FSS Escrow Forfeitures this Month: Total value of Emergency Housing Voucher FSS escrow forfeited by tenants during this month. Forfeitures occur when a tenant violates or fails to complete the FSS contract. This amount should not be deducted from HAP expenses as reported for the month in the Emergency Housing Voucher HAP field.

Emergency Housing Vouchers - Fraud Recovery Total Collected this Month: Total EHP dollar amount recouped by the HA as fraud recoveries during the month is applied to the EHP RNP account. This consists of the lesser of one-half the amount recovered or the total recovery minus the costs incurred by the PHA in the recovery. This amount should NOT be deducted from HAP expenses as reported for the month in the HAP expenses field. NOTE: Total dollar amount recouped "is cash collected and not revenue recorded".

Emergency Housing Vouchers - Unrestricted Net Position Funds (UNP) as of the Last Day of the Month: As of August 4th this definition is still being finalized. Additional information and guidance will be provided in the near future. PHAs will be notified via email once the definition is final and this document has been updated. In the meantime, PHAs should not report any information in this field.

Emergency Housing Vouchers - Restricted Net Position Funds (RNP) as of the Last Day of the Month: RNP is the amount of Housing Assistance Payments (HAP) Equity for the Emergency Housing Voucher (EHV). It is equal to the cumulative sum of total HAP revenues received minus the total cumulative HAP expenses for eligible unit months that have been paid and is calculated on a monthly basis. Total expenses include FSS escrow deposits. Total HAP revenue is defined as total HAP disbursements received during the month including the portion of fraud recovery revenue collected in cash that is returned to the HAP equity (see Note) and FSS escrow forfeitures. Interest income earned on excess EHV HAP and RNP balances should not be included in the RNP. The allowable retention of interest funds should be reported in the PHA's EHV UNP balance as described in greater detail in the UNP field definition. Negative balances must be reported in VMS on a monthly basis and carried through the fiscal year-end or calendar year-end, as applicable, until cash revenue is received (from any allowable source) to clear the negative balance. **NOTE:** Fraud Recovery – PHAs should not include fraud receivable revenue not yet collected in the VMS reporting as those funds are not available for the PHA to use for HAP expenses. The amount of fraud recovery sent to the RNP account is usually 50% of the amount collected but may be less depending on the PHA's situation. See 24 CFR §792.202 for more on the amounts of fraud recovery a PHA may retain in its UNP and the portion of fraud recovery that must be returned to the HCV Program by inclusion in the RNP balance.

Emergency Housing Vouchers - Cash/Investment as of the Last Day of the Month: Cash/Investments as of the last day of the month are the total amount of EHV HAP and AF cash and investments for the EHV program. Amounts reported include all cash and investments as they relate to EHV UNP and EHV RNP balances as of the last PHA FYE, as well as any additional funds that may have been reported in the EHV UNP and EHV RNP fields through the month being reported. This total amount must include only those EHV HAP and EHV AF (including ongoing fees, preliminary fees, service fees, and placement/issuance fees) funds received for the EHV program, including interest earned, fraud recovery and Family Self-Sufficiency (FSS) forfeitures. Cash and investments for FSS escrow deposits/accounts must not be included, nor should any cash or investments representing other current liabilities to the PHA, such as outstanding checks and "accrued compensated absences – current period" as these funds are already restricted for specific purposes and are not available for use to pay EHV HAP or other administrative costs. These reporting requirements are applicable to MTW PHAs as well.

TAB 6 – PHA CONTACT INFORMATION

Form 52681-B Field Name

PHA Contact Information

HA Number: Housing Authority identification number (Read only, from PIC Databases).

HA Name: Name of Housing Authority (Read only, from PIC Databases).

HA FYE: Housing Authority Fiscal Year End (Read only, from PIC Databases).

Name of HA Point of Contact (POC): Name of the person who can answer questions about the Form HUD 52681-B data submission. This field is pre-filled with prior VMS information and is editable. Incorrect information should be corrected.

Point of Contact Phone: Phone number of the PHA Point of Contact. This field is prefilled with prior VMS data and is editable. Incorrect information should be corrected.

Ext.: The phone number extension for the HA Point of Contact. This field is prefilled with prior VMS data and is editable. Incorrect information should be corrected.

Point of Contact E-mail Address: E-mail address for the HA Point of Contact. This field is prefilled with VMS information from the prior month and can be edited to reflect any changes.

Name of Authorized HA Official: Name of Authorized HA Official (Usually the Executive Director). Prefilled from the PIC system, and not editable. Read only, from PIC Databases).

Official Housing Authority E-mail Address: Official e-mail address for the PHA. This address serves as the primary e-Mail address for official correspondence between HUD and the PHA, and must be the central e-Mail address for the PHA. This field is prefilled from the PIC system, and not editable. Read only, from PIC Databases).

Program Area Point of Contact - FMC

FMC Financial Analyst: Name of the FMC Financial Analyst assigned to work with the PHA. This data is pre- filled by HUD.

FA E-mail Address: Email address of the FMC Financial Analyst assigned to work with the PHA. This field is a "Mail-To" hotlink for emailing the FA. This data is pre- filled by HUD.

FA Phone Number: Identifies the phone number of the FA. This data is pre- filled by HUD.

Ext.: Phone extension of the FA. This data is pre- filled by HUD.

Program Area Point of Contact – Field Office

Field Office Code: HUD field office identifier, assigned by Region, data is pre- filled by HUD.

Field Office Name: Official name of the Field Office, data is pre- filled by HUD.

Field Office Point of Contact: PIH Field Office employee assigned to work with and assist the PHA, data is pre- filled by HUD.

Field Office POC Email Address: E-mail address for the Field Office Point of Contact. This field is prefilled with VMS information from the prior month and can be edited to reflect any changes.

FO POC Phone Number: Phone number assigned to PIH FO POC phone number, data is pre-filled by HUD.

Ext.: Phone extension if any assigned to the PIH FO POC, data is pre- filled by HUD

REAC Technical Assistance Center

Technical Assistance Center: Phone number for the REAC Technical Assistance Center, data is pre-filled by HUD.

TAB 7 – SUBMISSION

Form 52681-B Field Name

Validation History

PHA Number: Official number assigned to the PHA, 2 character state code, and 3 digit number, data is pre- filled by HUD.

PHA Name: Official name of the Public Housing Authority, data is pre- filled by HUD.

Reporting Month: Reporting month for the submitted data, data is pre- filled by HUD.

Error Tab: Specifies the input tab the error is located on, data is pre- filled by HUD.

Field Name: Identifies the specific field that failed the Hard Edit, data is pre- filled by HUD.

Error Message with Number: Error message indicating what the error is, data is pre- filled by HUD.

Submitted By User ID: User information, identifying last user who submitted the monthly submission with the Hard Edit error, data is pre- filled by HUD.

Submission date & time: System date and time stamp indicating when the user submitted the monthly submission, data is pre- filled by HUD.

Reviewer ID: Identification of the FA who reviewed the Hard Edit, data is pre- filled by HUD.

Review Date & time: System date and time stamp indicating when the FA reviewed the Hard Edit error, data is pre- filled by HUD.

Submission History

Current Status: Status indicator for the specific version of the monthly submission, data is pre- filled by HUD.

Last Updated By User ID: User information, identifying last user who submitted the monthly submission, data is pre- filled by HUD.

Last Updated By Name: User name identifying who the last user was for the submission, data is pre- filled by HUD.

Last Updated Date & Time: System date and time stamp indicating when the specific version was submitted. Data is pre- filled by HUD.

TAB 8 – EXECUTIVE SUMMARY- CURRENTLY INACTIVE

Form 52681-B Field Name

PHA Information

Selected Month: Reporting Month for the submission period, data is pre- filled by HUD.

Selected Year: Reporting Year for the submission period, data is pre- filled by HUD.

Selected State: State name, data is pre-filled by HUD.

Selected Field Office: HUD field office identifier, assigned by Region, data is pre- filled by HUD.

Selected PHA Code: Official number assigned to the PHA, 2 character state code, and 3 digit number, data is pre- filled by HUD.

HUD Calculations

RNP Beginning Balance from prior year end balance: Restricted Net Position as of the last day of the previous year, data is pre- filled by HUD.

Budget Authority from HUDCAPS – CYTD: Amount of BA provided to the PHA through the current month, This data is pre- filled by HUD from HUDCAPS.

HAP Expense Reported in VMS CYTD: Amount of housing assistance payments the PHA has input into the VMS system, since the beginning of the calendar year, data is pre- filled by HUD from VMS data fields.

Other Revenue Reported in VMS – CYTD: Other income amounts reported by the PHA during the regular monthly submission since the beginning of the calendar year, data is pre- filled by HUD.

End of Currant Month Restricted Net Position (RNP): Calculated field using the RNP Beginning Balance, adding in the BA amount (YTD), subtracting the VMS reported HAP Expenses, and adding in any VMS Reported other income, data is pre-filled by HUD.

PHA Reported

PHA Estimate of Restricted Net Position: This information is provided from Income/Expenses Tab – Financial Status Section – Restricted Net Position (RNP) as of the Last Day of the Month field, data is pre-filled by HUD.

PHA Estimates of Cash on Hand (COH): This information is provided from the Income/Expenses Tab – Financial Status Section – Cash/Investment as of the Last Day of the Month – Voucher Program Only field, data is pre-filled by HUD.

Utilization

Utilization Units – (UML) Amount: Utilization unit months leased as reported in VMS, data pre-filled by HUD using VMS data.

Utilization Units – (UML) Amount: Utilization units months available as identified HUDCAPS, data pre-filled by HUD using VMS data.

Utilization Units – (UML/UMA) Percentage: HUD Calculated percentage by taking the number of UML and dividing it by the number of UMA for the month, indicates the monthly performance of the PHA, field pre-filled by HUD.

Utilization – HAP Amount: Utilization housing assistance payments as reported in VMS, data pre-filled by HUD using VMS data.

Utilization – ABA Amount: Utilization Budget authority as reported in HUDCAPS and divided by 12, data pre-filled by HUD using VMS data.

Utilization – HAP (HAP / ABA) Percentage: HUD Calculated percentage, taking the HAP and dividing it by the ABA for the month, indicates the monthly performance of the PHA, field pre-filled by HUD.

Utilization All funds = HAP expended CYTD / ABA + (Budgeted RNP – 1 month prorated RNP cushion) Amount: Calculated: HAP expended CYTD / ABA + (Budgeted RNP – 1 month prorated RNP cushion). Expressed as an Amount.

Utilization All funds = HAP expended CYTD / ABA + (Budgeted RNP – 1 month prorated RNP cushion) Percentage: Calculated: HAP expended CYTD / ABA + (Budgeted RNP – 1 month prorated RNP cushion). Expressed as a Percentage.

Utilization Units Graph: UMAs vs. UMLs:

Utilization HAP Graph: HAP vs. BA & RNP:

Recap Worksheet -CURRENTLY INACTIVE

Form 52681-B Field Name

Recap

RNP Balance as of 1/31/2009: RNP Ending balance provided by HUD for the PHA, data pre-filled by HUD.

ABA Disbursed YTD: CYTD Budget authority that has been provided by HUD to the PHA as identified in HUDCAPS, calculated data pre-filled by HUD.

HAP Expenditures YTD: CYTD Housing Assistance Payments identified by the PHA in VMS, calculated data pre-filled by HUD.

Remaining RNP YTD: Calculated field using the RNP balance as of field, adding in the ABA disbursed YTD, and subtracting the HAP Expenditures YTD as reported in VMS, data pre-filled by HUD.

CY Eligibility: Calculated field using the Budget Authority provided by HUD for the Calendar Year, data pre-filled by HUD.

CY Eligibility Including RNP Offset: Calculated field using the Budget Authority provided by HUD plus the RNP Ending balance, data pre-filled by HUD.

Remaining CY Eligibility: Calculated field uses the Budget Authority provided by HUD and subtracts the HAP payments identified in VMS, data pre-filled by HUD.

Remaining CY Eligibility Including RNP Offset: Calculated field uses the RNP Ending Balance adds in the Budget Authority provided by HUD and subtracts the HAP payments identified in VMS, , data pre-filled by HUD.

CY Months Remaining: Number of months remaining in the calendar year based on the reporting month, data pre-filled by HUD.

CY Months Remaining Including RNP Offset: Calculated field uses the Budget Authority provided by HUD and subtracts the HAP payments identified in VMS, data pre-filled by HUD.

Monthly CY Eligibility Remaining: Calculated field using the Remaining CY Eligibility amount and divides it by the CY Month remaining, data pre-filled by HUD.

Monthly CY Eligibility Remaining Including RNP Offset: Calculated field using the Remaining CY Eligibility including RNP offset amount and divides it by the CY Month remaining, data pre-filled by HUD.

Unit Months Available CY: Calculated field using HUDCAPS data to determine Unit Months Available for CY, data pre-filled by HUD.

Unit Months Leased CY: CYTD summation of the vouchers leased during the months by the PHA, data pre-filled by HUD using current VMS data.

Unit Months Remaining CY: Calculation that determines the number of UMLs left for the remainder of the year, subtract the UML running total from the CY UMA, data is pre-filled by HUD.

Monthly Units Months Available Remaining CY: Calculated field to indicate the number of unit months available per month for the remainder of the year, calculated data pre-filled by HUD.

Unit Months Funding Would Support: Calculated value to determine how many unit months the funding would support, Remaining CY Eligibility divided by the $(\text{sum}(\text{HAP})/\text{sum}(\text{UML}))$, data pre-filled by HUD.

Unit Months Funding Would Support, including RNP Offset: Calculated value to determine how many unit months the funding would support, (Remaining CY Eligibility plus RNP offset) divided by the $(\text{sum}(\text{HAP})/\text{sum}(\text{UML}))$, data pre-filled by HUD.

Monthly Units Funding Would Support: Calculated value to determine how many months the remaining funding would support, Unit Months Funding/CY Months Remaining, data pre-filled by HUD.

Monthly Units Funding Would Support, including RNP Offset: Calculated value to determine how many months the remaining funding would support, Unit Months Funding w/RNP offset/CY Months Remaining, data pre-filled by HUD.

Minimum of Available or Supportable: Lesser of the Unit Months Remaining CY or Unit Months Funding would support, data pre-filled by HUD.

Minimum of Available or Supportable, including RNP Offset: Minimum of the (Unit Months Remaining CY with RNP offset) or (Unit Months Funding with RNP offset) would support, data pre-filled by HUD.

Minimum of Available or Supportable Monthly: Minimum of the Monthly Unit Months Available or Monthly Units Funding would support, data pre-filled by HUD.

Minimum of Available or Supportable Monthly, including RNP Offset: Minimum of the (Monthly Unit Months Available w RNP offset) or (Monthly Units Funding would support w RNP offset), data pre-filled by HUD.

Projection Worksheet- CURRENTLY INACTIVE

Form 52681-B Field Name

Utilization Chart

Month: Reporting Month, prefilled by HUD.

UMA: Unit Months Available per HUDCAPS for the reporting month, prefilled by HUD.

UML Unit Months Leased as reported by the PHA for the specified reporting month.

Leasing Percentage: Calculation of Unit Months Leased divided by Unit Months Available, prefilled by HUD.

Annual Budget Authority (ABA): The amount of budget authority provided by HUD for the reporting month, prefilled by HUD.

Housing Assistance Payment (HAP): The monthly leasing amount as reported by the PHA for the specified month.

Budget Authority Utilization: Housing Assistance Payment amount divided by the Annual Budget Authority plus budgeted RNP monthly amount, prefilled by HUD.

Per Unit Cost: The Per Unit Cost amount is calculated by using the Housing Assistance Payment monthly amount and dividing it by the Unit Month Leased, prefilled by HUD.

YTD UMA: Summation of the monthly UMA amount, prefilled by HUD.

YTD UML: Summation of the monthly UML amount, prefilled by HUD.

YTD Leasing Percentage: Calculated value of the YTD UML divided by the YTD UMA, prefilled by HUD.

YTD ABA: Summation of the Monthly ABA amount, prefilled by HUD.

YTD HAP: Summation of the Monthly HAP amount, prefilled by HUD.

YTD BA Utilization Percentage: Calculated value of the YTD HAP divided by the YTD ABA, prefilled by HUD.

YTD PUC: Calculated value based on the YTD HAP divided by the YTD UML amounts, prefilled by HUD.

PHA Projection Variables

RNP budgeted for expenditure: RNP budget for expenditure entered by the PHA for “what if” calculations (0.00 – 100,000,000 – no commas).

Annual Attrition Rate: Rate of attrition entered by the PHA for “what if” calculations (0.00 – 1.00).

Success Rate: Percentage amount of the PHA success rate for leasing units (0.00 – 1.00).

Average Month from issued to HAP effective Date: Number of months between voucher issued and the HAP lease date (0-12).

PUC Monthly Percentage Adjustment: Percentage rate used to adjust the Monthly PUC for inflation (0.00 – 1.00).

Un-contracted Vouchers on the Street: Number of vouchers issued and not under HAP contract (0 – 10,000 – no commas).

Projection Amounts

Annual Projection with attrition only – UMA: Summation of the YTD UMA monthly amounts

Annual Projection with attrition only – UML with attrition no issuance: Summation of the YTD UML with attrition not issuance monthly amount.

Annual Projection with attrition only – Leasing % (w/o leasing from yet to be leased issuances): Percentage calculation of the YTD UML with attrition not issuance divided by the YTD UMA amount.

Annual Projection with attrition only – ABA plus Budget RNP: Summation of the YTD monthly ABA plus Budgeted RNP.

Annual Projection with attrition only – HAP: Summation of the YTD monthly HAP costs.

Annual Projection with attrition only – Spending as % of BA plus RNP: Percentage calculation of the YTD HAP costs divided by the YTD ABA + Budget RNP amount.

Annual Projection with attrition only – PUC: Summation of the YTD PUC costs

Annual Projection with attrition only – Attrition Projected: Calculated amount based on the $((\text{YTD PUC} * \text{annual attrition rate} * 0.08333) * -1)$.

Plus UMLs and HAP from not yet leased issuances – UML w/attrition not issuance: Calculated value calculating the $(\text{un-contracted vouchers on the street} * \text{Success Rate}) * \text{number of months greater than 0 minus the average months from issuance to hap effective date}$.

Plus UMLs and HAP from not yet leased issuances – HAP: Calculation of the Plus UML & HAP from not yet leased issuance (UML w/attrition not issuance) time the YTD PUC value.

Year End Projection – UMA: Summation of the UMA monthly values.

Year End Projection – UML with attrition no issuance: Summation of the UML w/attrition not issuance plus the Plus UMLs and HAP from not yet leased issuances.

Year End Projection – Leasing % (w/o leasing from yet to be leased issuances): Calculation of the $(\text{UML} + \text{plus UML and HAP from not yet leased issuances} - \text{UML w/attrition not issuance})$ divided by the UMA.

Year End Projection – ABA plus Budget RNP: YTD calculation of the ABA and the Budget RNP.

Year End Projection – HAP: YTD HAP amount plus the plus UMLs and HAP from not yet leased issuances.

Year End Projection – Spending as % of BA plus RNP: Calculation of HAP divided by ABA plus budgeted RNP.

Utilization Graph- CURRENTLY INACTIVE

Form 52681-B Field Name

Utilization chart

Month: Reporting Month, prefilled by HUD.

UMA: Unit Months Available per HUDCAPS for the reporting month, prefilled by HUD.

UML: Unit Months Leased as reported by the PHA for the specified reporting month.

Leasing Percentage: Calculation of Unit Months Leased divided by Unit Months Available, prefilled by HUD.

Annual Budget Authority (ABA): The amount of budget authority provided by HUD for the reporting month, prefilled by HUD.

Housing Assistance Payment (HAP): The monthly leasing amount as reported by the PHA for the specified month.

Budget Authority Utilization: Housing Assistance Payment amount divided by the Annual Budget Authority plus budgeted RNP monthly amount, prefilled by HUD.

Per Unit Cost: The Per Unit Cost amount is calculated by using the Housing Assistance Payment monthly amount and dividing it by the Unit Month Leased, prefilled by HUD.

YTD UMA: Summation of the monthly UMA amount, prefilled by HUD.

YTD UML: Summation of the monthly UML amount, prefilled by HUD.

YTD Leasing Percentage: Calculated value of the YTD UML divided by the YTD UMA, prefilled by HUD.

YTD ABA: Summation of the Monthly ABA amount, prefilled by HUD.

YTD HAP: Summation of the Monthly HAP amount, prefilled by HUD.

YTD BA Utilization Percentage: Calculated value of the YTD HAP divided by the YTD ABA, prefilled by HUD.

YTD PUC: Calculated value based on the YTD HAP divided by the YTD UML amounts, prefilled by HUD.

Prior Month Corrections

Form 52681-B Field Name

PMC Data Entry Screen

PHA Number: Housing Authority identification number of the PHA being corrected (Read only, from PIC Database).

PHA Name: Name of Housing Authority of the PHA being corrected (Read only, from PIC Databases).

Reporting Period: Month and Year of the Submission being corrected, selected from drop-down lists.

Tab Selection: Identifies the Tab where the corrected field is located. Selected from drop-down list.

Field Selection: Field being modified by the adjustment. Selected from drop-down list.

New Adjusted Value-1st: The value in the field after the adjustment /correction is made. The System places the Old Value-1st in this field initially. The field is then modified by the adjuster, if appropriate. This field is used when only one field is being adjusted by the PMC. If both UML and HAP are displayed for adjustment in the PMC, this field will contain the UML field.

Old Value - 1st: Value of the field prior to modification. Generated by the system.

Difference between New and Old values - 1st: The calculated difference between the New Adjusted Value-1st and the Old Value-1st. Can be a positive or negative amount. Generated by the system.

New Adjusted Value-2nd: The value in the field after the adjustment /correction is made. The System places the Old Value-2nd in this field initially. The field is then modified by the adjuster, if appropriate. This field is only used for HAP fields when both UML and HAP are displayed for adjustment.

Old Value-2nd: Value of the field prior to modification. Generated by the system.

Difference between New and Old values - 2nd: The calculated difference between the New Adjusted Value-2nd and the Old Value-2nd. Can be a positive or negative amount. Generated by the system.

Adjuster Comment: Comment entered into the system by the adjuster to further explain the adjustment.

Hard Edit Errors and PMC Approval / Disapproval Screen

HE Error Number- 1st: Hard Edit Error number indicating what the error is. Data is pre- filled by HUD. Refers to Adjusted value-1st field.

HE Error Message -1st: Hard Edit Error message indicating what the error is. Data is pre- filled by HUD. Refers to Adjusted value-1st field.

HE Error Reason for Adjustment-1st: Reason why the Adjusted field should bypass the Hard Edit Error – Selected from list of most likely reasons. Refers to Adjusted Value-1st field.

HE Error Comment-1st: If “Other” Reason for Adjustment was selected, This field should further explain why this should bypass the Hard Edit error. Refers to Adjusted Value-1st field.

HE Error Number- 2nd: Hard Edit Error number indicating what the error is. Data is pre- filled by HUD. Refers to Adjusted value-2nd field.

HE Error Message -2nd: Hard Edit Error message indicating what the error is. Data is pre- filled by HUD. Refers to Adjusted value-2nd field.

HE Error Reason for Adjustment- 2nd: Reason why the Adjusted field should bypass the Hard Edit Error – Selected from list of standard reasons. Refers to Adjusted Value-2nd field.

HE Error Comment-2nd: If “Other” Reason for Adjustment was selected, This field should further explain why this should bypass the Hard Edit error. Refers to Adjusted Value-2nd field.

PMC Submission date & time: System date and time stamp indicating when the user submitted the PMC. Data is pre- filled by HUD.

FA Action: Approve or Disapprove buttons to be selected by FA reviewer.

FA Comment:Text field where reviewer can explain reason for approval / disapproval.

PMC List of Pending Corrections

Financial Analyst: Name of the Financial Analyst who Approved/Disapproved the Pending PMC.

Division: Name of the Administrative Division where the FA reports. The Divisions are: East, North, South, West, and Operations.

Rec. #: On a PMC listing, a sequential number, starting with 1, numbering the line item within the context of the listing. Not retained past the display of the listing. The purpose is to make it easier to reference an item within the listing.

PMC Record ID: Unique ID of the PMC record, composed of PHA Number, Submission Reporting Period (Month, Year), and Date and Time the PMC was submitted.

Current Status: The current status of the PMC Correction. Values can be: Pending (PMP), Approved (PMA), Disapproved (PMD), and Completed (PMS).

APPENDIX B: HARD EDIT ERROR MESSAGES

Error Number

Error HE001: PHA has not reported Moving to Work leasing, while the PHA does have a Moving to Work program.

Error HE002: PHA has reported Moving to Work leasing, but PHA does not have a Moving to Work program.

Error HE003: PHA has not reported tenant protection leasing, while the PHA has received one or more awards of tenant protection units.

Error HE004: PHA has reported tenant protection leasing, but PHA has not received an award of tenant protection units.

Error HE005: PHA may not report more Enhanced Vouchers than the number of Tenant Protection Vouchers reported.

Error HE006: PHA has not reported VASH leasing, while the PHA does have a VASH award for 2008 or later.

Error HE007: PHA has reported VASH leasing, but the PHA has not received an award of VASH units in FFY 2008 or later.

Error HE008: Voucher utilization is not within the standard range. PHA should review the UMLs entered for each category to ensure accuracy.

Error HE009: The change in Voucher utilization from the prior periods in the last 12 months is not within the standard range. PHA should review the UMLs entered for each category to ensure they are accurate.

Error HE010: PHA has not reported 5 Year Mainstream leasing, while the PHA does have a 5 Year Mainstream program.

Error HE011: PHA has reported 5 Year Mainstream leasing, but PHA does not have a 5 Year Mainstream program.

Error HE012: PHA has not reported Moving to Work HAP costs, while the PHA does have a Moving to Work program.

Error HE013: PHA has reported Moving to Work HAP costs, but PHA does not have a Moving to Work program.

Error HE014: PHA has not reported Family Unification HAP costs, while the PHA does have a Family Unification program.

Error HE015: PHA has reported Family Unification HAP costs, but PHA does not have a Family Unification program.

Error HE016: PHA has not reported Tenant Protection HAP costs, while the PHA has received one or more awards of Tenant Protection units.

Error HE017: PHA has reported Tenant Protection HAP costs, but the PHA has not received an award of Tenant Protection units.

Error HE018: PHA has not reported VASH HAP costs, while the PHA does have a VASH award for 2008 or later.

Error HE019: PHA has reported VASH HAP costs, but the PHA has not received an award of VASH units in FFY 2008 or later.

Error HE020: Budget Authority utilization is not within the standard range. PHA should review the HAP costs entered for each category to ensure they are accurate.

Error HE021: The change in Budget Authority utilization from the prior periods in the last 12 months is not within the standard range. PHA should review the HAP costs entered for each category to ensure accuracy.

Error HE022: PHA has not reported 5 Year Mainstream HAP costs, while the PHA does have a 5 Year Mainstream program.

Error HE023: PHA has reported 5 Year Mainstream HAP costs, but PHA does not have a 5 Year Mainstream program.

Error HE024: Budget Authority utilization is not within the standard range. PHA should review the 5 Year Mainstream HAP costs entered to ensure they are accurate.

Error HE025: Mid-month HAP costs are not within the standard range. PHA should review the mid-month HAP costs to ensure accuracy.

Error HE026: PHA has an active FSS program but has not reported FSS costs.

Error HE027: PHA has no active FSS program, but has reported FSS costs.

Error HE030: PHA has not reported DHAP to HCV Vouchers Leased, while the PHA does have a DHAP to HCV program.

Error HE031: PHA has reported DHAP to HCV Vouchers Leased, but PHA does not have a DHAP to HCV program.

Error HE032: PHA has not reported DHAP to HCV Voucher HAP costs, while the PHA does have a DHAP to HCV program.

Error HE033: PHA has reported DHAP to HCV Voucher HAP costs, but PHA does not have a DHAP to HCV program.

Error HE038: This edit ensures that PHA reports UMLs in Tenant Protection field if the PHA is part of Tenant Protection program. The PHA belongs to Tenant protection program if the reported period is later than the start date uploaded to the system.

Error HE039: This edit ensures that PHA does not report UMLs in Tenant Protection field if the PHA is not part of Tenant Protection program. The PHA belongs to Tenant Protection program if the reported period is later than the start date uploaded to the system.

Error HE040: This edit ensures that PHA reported HAP in the Tenant Protection field if the PHA is part of the Tenant Protection program. The PHA belongs to the program if reported period is later than the start date uploaded to the system under T1 program.

Error HE041: This edit ensures that PHA does not report HAP costs in Tenant Protection field if the PHA is not part of Tenant Protection program. The PHA belongs to the Tenant Protection program if reported period is later than the start date uploaded to the system.

Error HE087: PHA has not reported RAD leasing while the PHA has received one or more RAD component 1 awards.

Error HE088: PHA has reported RAD component 1 leasing, while the PHA has not received a RAD Component 1 award.

Error HE089: PHA has not reported RAD Component 1 costs while the PHA does have one or more RAD component 1 awards.

Error HE090: PHA has reported RAD Component 1 costs while the PHA does not have one or more RAD Component 1 awards.

Error HE091: PHA has not reported RAD leasing while the PHA has received one or more RAD component 2 awards.

Error HE092: PHA has reported RAD Component 1 costs while the PHA does not have one or more RAD Component 1 awards

Error HE093: PHA has not reported RAD Component 2 costs while the PHA does have one or more RAD component 2 awards

Error HE094: PHA has reported RAD Component 2 costs while the PHA does not have one or more RAD Component 2 awards

Error HE095: PHA has not reported 1 year mainstream MTW leasing, but PHA does have a 1 year mainstream MTW program

Error HE096: PHA has reported 1 yr mainstream MTW leasing but PHA does not have a 1 yr mainstream MTW program or the PHA is not an MTW Agency

Error HE098: PHA has not reported 1 yr mainstream MTW HAP costs, but PHA does have a 1 yr mainstream MTW program.

Error HE099: PHA has reported 1 yr mainstream MTW HAP costs but PHA does not have a 1 yr mainstream MTW program or the PHA is not an MTW Agency.

Error HE101: PHA has not reported Family Unification (Non-MTW) leasing, but PHA does have a Family Unification (Non-MTW) program

Error HE102: PHA has reported Family Unification (Non-MTW) leasing but PHA does not have a Family Unification (Non-MTW) program or the PHA is an MTW Agency.

Error HE104: PHA has not reported Family Unification (Non-MTW) HAP costs, but PHA does have a Family Unification (Non-MTW) program

Error HE105: PHA has reported Family Unification (Non-MTW) HAP costs but PHA does not have a Family Unification (Non-MTW) program or the PHA is an MTW Agency.

Error HE107: PHA has not reported Family Unification Pre 2008 (MTW) leasing, but PHA does have a Family Unification Pre 2008 (MTW) program

Error HE110: PHA has reported Family Unification Pre 2008 (MTW) leasing but PHA does not have a Family Unification Pre 2008 (MTW) program or the PHA is not an MTW agency.

Error HE112: PHA has not reported Family Unification Pre 2008 (MTW) HAP Costs, but PHA does have a Family Unification Pre 2008 (MTW) program

Error HE113: PHA has reported Family Unification Pre 2008 (MTW) HAP costs but PHA does not have a Family Unification Pre 2008 (MTW) program or the PHA is not an MTW agency

Error HE115: PHA has not reported Family Unification 2008/Forward (MTW) leasing, but PHA does have a Family Unification 2008/Forward (MTW) program

Error HE116: PHA has reported Family Unification 2008/Forward (MTW) leasing but PHA does not have a Family Unification 2008/Forward (MTW) program or the PHA is not an MTW agency.

Error HE118: PHA has not reported Family Unification 2008/Forward (MTW) HAP costs, but PHA does have a Family Unification 2008/Forward (MTW) program

Error HE119: PHA has reported Family Unification 2008/Forward (MTW) HAP costs but PHA does not have a Family Unification 2008/Forward (MTW) program or the PHA is not an MTW agency.

Error HE121: PHA has not reported Non Elderly Disabled (Non-MTW) leasing, but PHA does have a Non Elderly Disabled (Non-MTW) program

Error HE122: PHA has reported Non Elderly Disabled (Non-MTW) leasing but PHA does not have a Non Elderly Disabled (Non-MTW) program or the PHA is an MTW agency

Error HE124: PHA has not reported Non Elderly Disabled (Non-MTW) HAP Costs, but PHA does have a Non Elderly Disabled (Non-MTW) program

Error HE125: PHA has reported Non Elderly Disabled (Non-MTW) HAP Costs but PHA does not have a Non Elderly Disabled (Non-MTW) program or the PHA is and MTW agency.

Error HE127: PHA has not reported Non Elderly Disabled 2008/Forward (MTW) leasing, but PHA does have a Family Unification 2008/Forward (MTW) program

Error HE128: PHA has reported Family Unification 2008/Forward (MTW) leasing but PHA does not have Non Elderly Disabled 2008/Forward (MTW) program or the PHA is not an MTW agency.

Error HE130: PHA has not reported Non Elderly Disabled 2008/Forward (MTW) HAP Costs, but PHA does have a Family Unification 2008/Forward (MTW) program

Error HE131: PHA has reported Family Unification 2008/Forward (MTW) HAP Costs but PHA does not have anon Elderly Disabled 2008/Forward (MTW) program or the PHA is not an MTW agency.

Error HE133: PHA has not reported Family Unification 2008/Forward (MTW) HAP Expenses after the First of the Month, but PHA does have a Family Unification 2008/Forward (MTW) program

Error HE134: PHA has reported Family Unification 2008/Forward (MTW) HAP Expenses after the First of the Month but PHA does not have a Family Unification 2008/Forward (MTW) program or the PHA is not an MTW agency.

Error HE136: PHA has not reported Non Elderly Disabled 2008/Forward (MTW) HAP Expenses after the first of the Month, but PHA does have a Non Elderly Disabled 2008/Forward (MTW) program.

Error HE137: PHA has reported Non Elderly Disabled 2008/Forward (MTW) HAP Expenses After the First of the Month but PHA does not have Non Elderly Disabled 2008/Forward (MTW) program or the agency is not an MTW Agency.

Error HE139: PHA has not reported VASH HAP Expenses After the First of the Month, but PHA does not have a VASH program.

Error HE140: PHA has reported VASH HAP Expenses After the First of the Month but PHA does not have a VASH program.

Error HE142: PHA has not reported 1 yr mainstream MTW HAP Expenses After the First of the Month, but PHA does have a 1 yr mainstream MTW program.

Error HE143: PHA has reported 1 yr mainstream MTW HAP Expenses after the First of the Month but PHA does not have a 1 yr mainstream MTW program or the PHA is not an MTW agency.

Error HE145: PHA has not reported Family Unification Pre 2008 (MTW) HAP Expenses After the First of the Month, but PHA does have a Family Unification Pre 2008 (MTW) program.

Error HE146: PHA has reported Family Unification Pre 2008 (MTW) HAP Expenses but PHA does not have a Family Unification Pre 2008 (MTW) program or the Agency is not an MTW agency.

Error HE198: PHA has reported Housing Stability Voucher leasing, while the PHA has not received a Housing Stability Voucher award."

Error HE199: PHA has not reported Housing Stability Voucher leasing, while the PHA has received a Housing Stability Voucher award."

Error HE200: PHA has reported Housing Stability Voucher HAP costs, while the PHA has not received a Housing Stability Voucher award."

Error HE201: PHA has not reported Housing Stability Voucher HAP costs, while the PHA has received a Housing Stability Voucher award."

Error HE202: PHA has reported Emergency Housing Voucher leasing, while the PHA has not received an Emergency Housing Voucher award."

Error HE203: PHA has not reported Emergency Housing Voucher leasing, while the PHA has received an Emergency Housing Voucher award."

Error HE204: PHA has reported Emergency Housing Voucher HAP costs, while the PHA has not received an Emergency Housing Voucher award."

Error HE205: PHA has not reported Emergency Housing Voucher HAP costs, while the PHA has received an Emergency Housing Voucher award."

Error HE206: The PHA has entered Emergency Housing Voucher Administrative Expenses but does not have a Emergency Housing Voucher award.

Error HE207: The PHA has not entered Emergency Housing Voucher Administrative Expenses, but does have a Emergency Housing Voucher award."

Error HE208: The PHA has entered Emergency Housing Voucher FSS Escrow Deposits but does not have a Emergency Housing Voucher award.

Error HE209: The PHA has entered Emergency Housing Voucher FSS Escrow Forfeitures but does not have a Emergency Housing Voucher award.

Error HE210: The PHA has reported Emergency Housing Vouchers Fraud Recovery Total Collected this month, but does not have a Emergency Housing Voucher award."

Error HE211: The PHA has reported Emergency Housing Vouchers Unrestricted Net Position Funds (UNP) as of the Last Day of the Month but does not have a Emergency Housing Voucher award.

Error HE212: The PHA has not reported Emergency Housing Vouchers Unrestricted Net Position Funds (UNP) as of the Last Day of the Month, but does have a Emergency Housing Voucher award."

Error HE213: The PHA has reported Emergency Housing Vouchers Restricted Net Position Funds (RNP) as of the Last Day of the Month but does not have a Emergency Housing Voucher award.

Error HE214: The PHA has not reported Emergency Housing Vouchers Restricted Net Position Funds (RNP) as of the Last Day of the Month, but does have a Emergency Housing Voucher award."

Error HE215: The PHA has reported Emergency Housing Vouchers Cash/Investment as of the Last Day of the Month but does not have a Emergency Housing Voucher award.

Error HE216: The PHA has not reported Emergency Housing Vouchers Cash/Investment as of the Last Day of the Month, but does have a Emergency Housing Voucher award."

APPENDIX C: USER ACCESS LEVELS

Role Code	Role Description	Action Description	User Access
FMG (Internal User)	Manager – Financial Management Center	<ol style="list-style-type: none"> 1. Ability to read existing voucher data for PHAs they manage. 2. Ability to update or add new data to pending submissions for PHAs they manage. 3. Ability to submit HUD Form 52681-B data. 4. Ability to administer tasks. 5. Ability to create/edit versions of HUD Form 52681-B. 6. Ability to create, save, and submit data. 7. Ability to approve or disapprove a Pending Submissions that has been submitted by a PHA. 8. Ability to make corrections to Prior Month Submissions 	<ol style="list-style-type: none"> 1. Manage PHA Data -Enter PHA Data -Review and Approve Pending Submissions 2. Prior Month Correction -Data Input - Review and Approve Pending Prior Month Corrections 3. Administer VMS 4. Generate reports
HUE (Internal User)	Read Only Access	<ol style="list-style-type: none"> 1. Ability to read submitted data. 2. Ability to generate reports 	<ol style="list-style-type: none"> 1. Manage PHA Data -View PHA Data 2. Generate reports
UDE (External User)	Utilization and Expense Data Submitter	<ol style="list-style-type: none"> 1. Ability to read existing data for assigned PHAs. 2. Ability to update or add new data to a pending submission for a specific PHA. 3. Ability to submit HUD Form 52681-B data. 4. Ability to create, save and submit data. 5. Ability to make corrections to Prior Month Submissions 	<ol style="list-style-type: none"> 1. Manage PHA Data -Enter PHA Data 2. Prior Month Correction -Data Input 3. Generate DCR Report
HUR (Internal User)	Financial Analyst User	<ol style="list-style-type: none"> 1. Ability to approve or disapprove a Pending Submissions submitted by a PHA. 2. Ability to read submitted data for PHAs. 3. Ability to approve or disapprove corrections made on Prior Month Submissions 	<ol style="list-style-type: none"> 1. Manage PHA Data -View PHA Data 2. -Review and Approve Pending Submissions 3. Prior Month Correction - Review and Approve Pending Prior Month Corrections 4. Generate Reports

User Role and Action Codes

NOTE: Although the User Roles delineated above maintain fairly exclusive abilities and responsibilities, it is possible for an individual to be given roles that seem to combine those of the UDE and HUE together. This type of assignment is solely under the jurisdiction of the Administrator, or FMG. Refer to the Table of Contents for link definitions.