

Sandy Program Management Office (PMO)

Monthly Public Financial Update



Monthly Financial Report

Report date: January 23, 2014

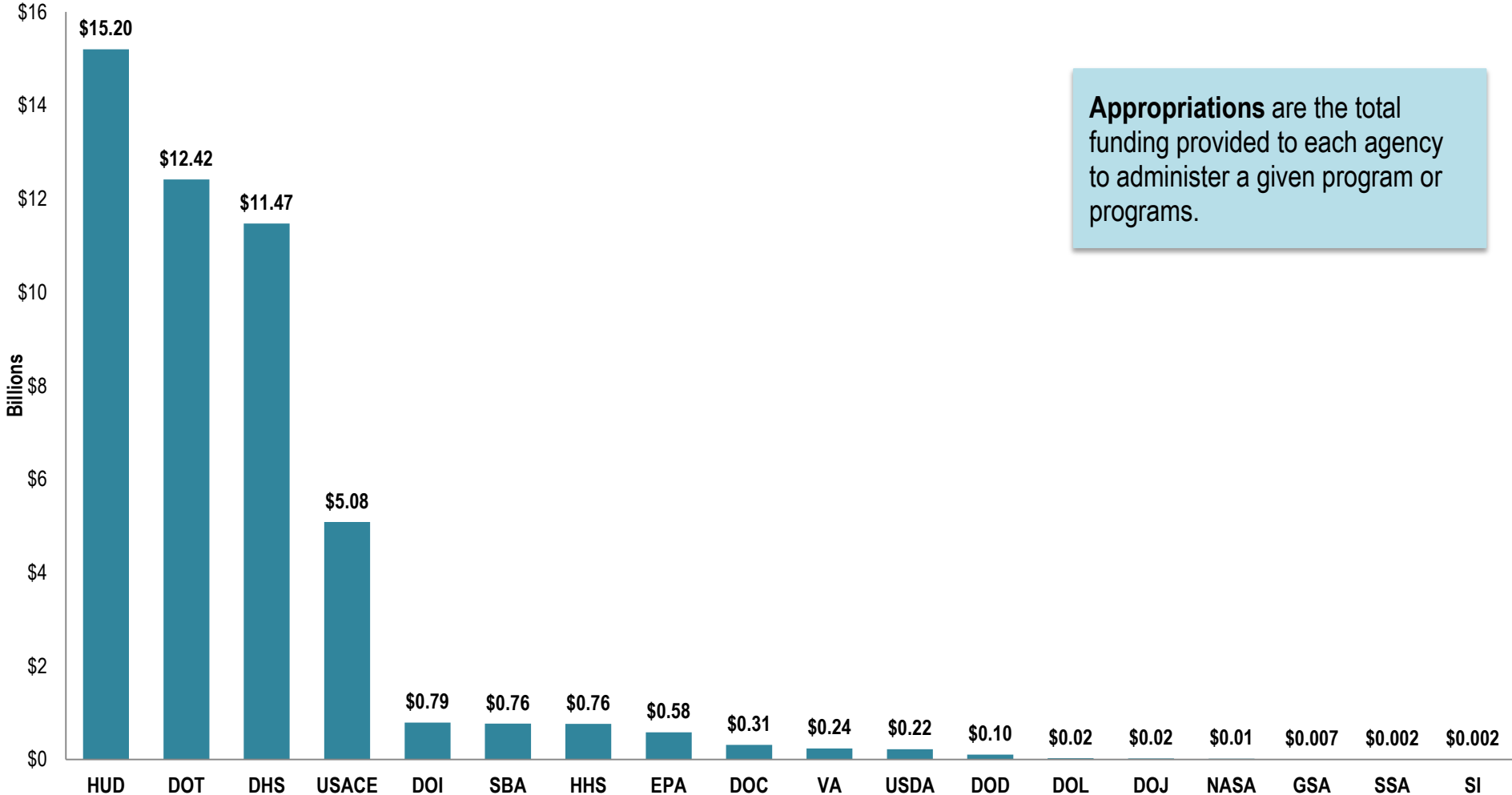
Agencies update these numbers in the third week of each month using data as of the close of business for the previous month.

Appropriations by Agency

The Disaster Relief Appropriations Act (DRAA) of 2013 provided more than \$50 billion to 19 federal agencies to administer more than 60 programs in response to Hurricane Sandy and other disasters. Sequestration reduced that amount by approximately 5%, for a reduced total appropriation of \$47.9B. Agency totals (net of sequester) are shown below.

Appropriated: ■ \$47.9 Billion (net of sequester)

Appropriations by Agency (in billions)

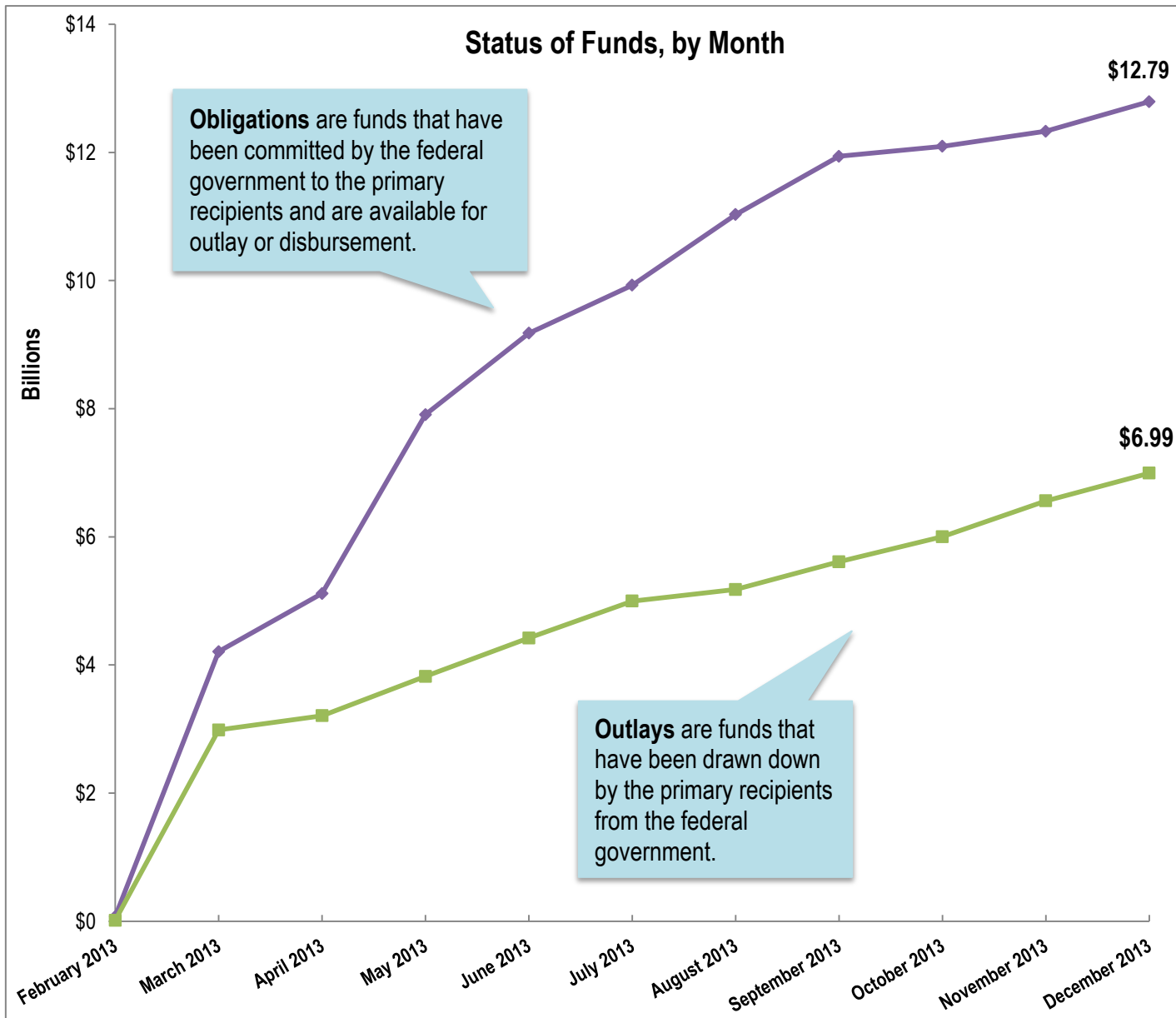


Appropriations are the total funding provided to each agency to administer a given program or programs.

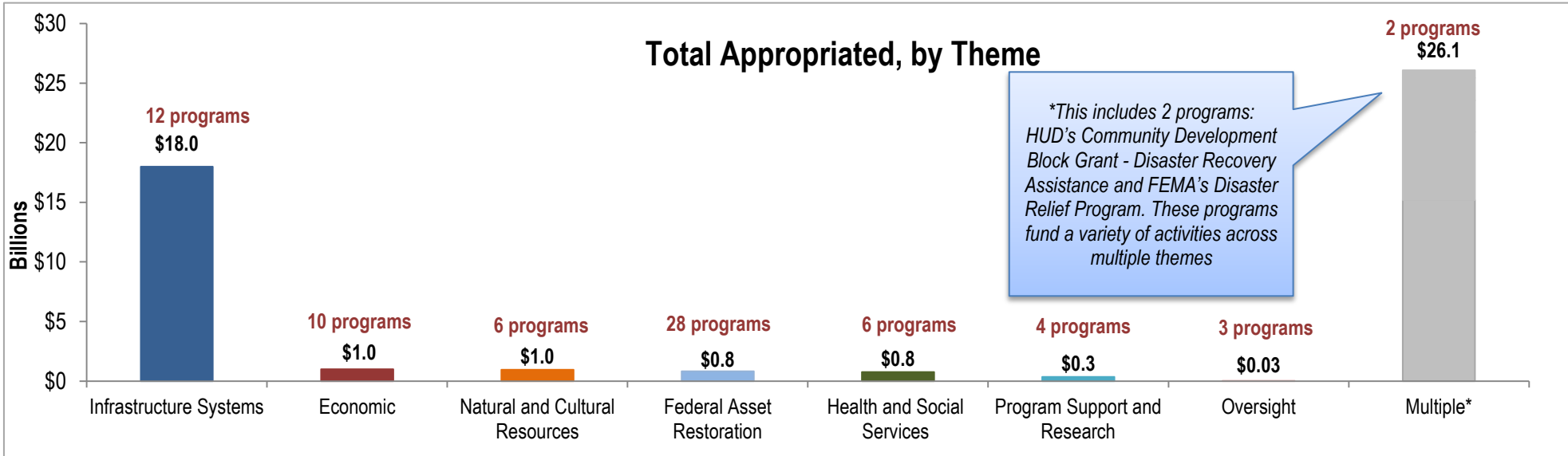
Status of DRAA Funds, Monthly Progress as of December 31, 2013

As of December 31, 2013, agencies have **obligated** \$12.8 billion and have **outlaid** \$7.0 billion.

Total Obligated: \$12.8 Billion (26.7% of total appropriated)
Total Outlaid: \$7.0 Billion (14.6% of appropriated; 54.7% of obligated)



Appropriations categorized by Program Theme



THEME DEFINITIONS

ECONOMIC: Programs that help local, State and Tribal governments and the private sector sustain and/or rebuild businesses and employment, and develop economic opportunities that result in sustainable and economically resilient communities after large-scale and catastrophic incidents. (Includes programs designed to provide economic stability and growth to families, individuals and businesses, through direct assistance, loan programs, and employment services, and research to support or improve these programs.)

HEALTH and SOCIAL SERVICES: Programs that assist locally-led recovery efforts in the restoration of the public health, health care and social services networks to promote the resilience, health and well-being of affected individuals and communities. (Includes programs designed to provide social services to families and individuals, such as health care, case management, and legal services, and research to support or improve these programs.)

INFRASTRUCTURE SYSTEMS: Programs that facilitate the integration of the capabilities of the Federal Government to support local, State and Tribal governments and other infrastructure owners and operators in their efforts to achieve recovery goals relating to the public engineering of the Nation's infrastructure systems. (Includes programs designed to assess, restore, or improve public assets damaged by Hurricane Sandy, such as transportation, energy, telecommunication, water and waste systems, and other infrastructure. This includes projects specifically designed to promote infrastructure resiliency.)

NATURAL AND CULTURAL RESOURCES: Programs that integrate Federal assets and capabilities to help State and Tribal governments and communities address long-term environmental and cultural resource recovery needs after large-scale and catastrophic incidents. (Includes programs designed to assess, restore, or improve public assets damaged by Hurricane Sandy, such as parks, coastline, forests and natural ecosystems and other natural habitat. This includes projects specifically designed to promote resiliency.)

FEDERAL ASSET RESTORATION: Includes programs funded primarily to restore federal facilities or equipment damaged in Hurricane Sandy or other restoration projects outlined in the Disaster Relief Appropriations Act.

PROGRAM SUPPORT AND RESEARCH: Includes programs or funding that support program administration of programs, such as salaries and expenses or program research. This includes funding specifically identified in the supplemental appropriation for these purposes, as well as program set asides identified by agencies after enactment. This also includes programs that fund research to improve policy formulation and program delivery.

OVERSIGHT: Includes appropriations or transfers to agency Inspectors General to support the oversight of programs funded in the supplemental. This includes funding specifically identified in the appropriation, as well as IG set asides identified by agencies after enactment. This also includes programs that fund research to improve policy formulation and program delivery.

Largest 10 Programs by Total Appropriations (net of sequester)

These 10 programs represent 93% of the total appropriated funds for all agencies, and are shown below in order of their total appropriation.

