



# Registering for a Multifamily User ID as a User Tenant Assessment Subsystem (TASS)



## Access the REAC Web Page

Real Estate Assessment Center (REAC) - HUD - Netscape

File Edit View Go Communicator Help

Back Forward Reload Home Search Netscape Print Security Stop

Bookmarks Netsite http://www.hud.gov/offices/reac/ What's Related

**Homes & Communities**  
U.S. Department of Housing and Urban Development

**Real Estate Assessment Center**  
About REAC  
Business area products  
Business partners  
**Online systems**  
Common questions  
Calendar  
Industry user guides  
Library  
Directory  
Training  
Technical support  
Contact us

**Real Estate Assessment Center**  
Text only | Translate | Search/index

Home > About HUD > Real Estate Assessment Center

**Real Estate Assessment Center (REAC)**


**Features**

**HUD Notifies Owners and Agents; Property Inspection Reports will no longer be mailed**

Effective **October 15, 2002** HUD will provide physical inspection reports only on-line via the Internet. After October 15, 2002 Owners and staff will retrieve inspection results through the HUD secure connection using the protocols of which we have used

**What's Hot!**

On June 5, 2002, the Acting Deputy Assistant Secretary for Multifamily Housing Programs issued **Submissions and Review Requirements and REMS Data Dependences for Annual Financial Statements**. Over the



- Step 1** – Open your Internet Web browser (e.g., Internet Explorer, Netscape Navigator, etc.).
- Step 2** – In the location field/Netsite, type in the following URL address: [www.hud.gov/offices/reac](http://www.hud.gov/offices/reac). The REAC web page will display on your screen.
- Step 3** – Select the “Online systems” link on the left side of the page.



# Registering for a Multifamily User ID as a User Tenant Assessment Subsystem (TASS)



## Access the Online Registration Page

Online Systems - HUD - Netscape

File Edit View Go Communicator Help

Back Forward Reload Home Search Netscape Print Security Stop

Bookmarks Netsite: http://www.hud.gov/offices/reac/online/reasyst.cfm

What's Related

### Homes & Communities

U.S. Department of Housing and Urban Development

#### Real Estate Assessment Center

About REAC  
Business area products  
Business partners  
Online systems  
Common questions  
Calendar  
Industry user guides  
Library  
Directory  
Training  
Technical support  
Contact us

#### HUD news

#### Homes

#### Communities

#### Working with HUD

#### Resources

### Real Estate Assessment Center

Text only | Translate | Search/index

Home > About HUD > Real Estate Assessment Center > Online systems

## online systems

- JUNE 21, 2002 RASS EXTENDS UNIT ADDRESS CERTIFICATION DEADLINE FOR FYE 12/31/01 & 3/31/02.** Due to the technical difficulties that PHAs have reported while entering data in the PIC system, the deadline for Unit Address Certification in RASS has been extended one week. At this time, Unit Address Certifications are due as follows: New Deadline for 12/31/01 PHAs - July 12, 2002 New Deadline for 3/31/02 PHAs - July 12, 2002
- Attention Users of REAC Online Systems!**  
The browser you are using may affect your ability to access REAC System Applications. [See Details](#). Updated March 6,

E-mail this to a friend  
Print version

Existing users log in below

LOG IN

Need to access HUD systems?  
Register below:

Online Registration

PASSWORD RESET

Note: Password reset will require you to provide exact information from your original registration.

4

**Step 4** – Move to the right of the Online Systems page and select the “Online Registration” button.



# Registering for a Multifamily User ID as a User Tenant Assessment Subsystem (TASS)



## Access the Online Registration Page

**Homes & Communities**  
U.S. Department of Housing and Urban Development

**Real Estate Assessment Center**  
About REAC  
Business area products  
Business partners  
Online systems  
Common questions  
Calendar  
Industry user guides  
Library  
Directory  
Training  
Technical support

Real Estate Assessment Center  
Text only | Translate | Search/index

Home > About HUD > Real Estate Assessment Center > Online systems

### NEED A USER ID?

Complete [registration instructions](#) are available, or go directly to the appropriate secure connection registration form.

- [Local information](#)
- [Print version](#)
- [E-mail this to a friend](#)

- [Multifamily Housing Entity](#)
- [Public Housing Agency](#)
- [Independent User](#)

**Step 5** – Move to the left of the page and select the “Multifamily Housing Entity” link, which will display the Multifamily Coordinator and User registration form.



# Registering for a Multifamily User ID as a User Tenant Assessment Subsystem (TASS)



## Complete the Registration Form

**Step 6** – Select the “User” *Application Type* radio button.

**Step 7** – Complete the form by filling out all the fields. Remember the password you choose AND how you entered it.

**Step 8** – Select the “Send Application” button. A confirmation page will display on your screen (not shown). If the information you entered is accurate, select the “Confirm/Submit” button. If corrections are necessary, select the “Cancel Application” button.

The screenshot shows a registration form with the following sections and annotations:


- Application Type:** Radio buttons for "Coordinator" and "User". The "User" button is circled in blue and labeled with a green circle containing the number 6.
- Personal Information:** Fields for First Name, Middle Initial, Last Name, and Social Security Number.
- Organization Information:** Fields for Organization Name and Organization ID. Includes instructions: "Provide the name of the Public Housing Authority you represent" and "Provide the Number of the Public Housing Authority you represent".
- E-mail Address:** Section titled "Provide your e-mail address." with a list of instructions and an "E-mail Address:" field. A green circle with the number 7 is placed to the right of this section.
- Choose a Password:** Section with instructions and two password fields: "Password:" and "Re-enter Password for Verification:".
- Mother's Maiden Name:** Section with instructions and a "Mother's Maiden Name:" field.
- Buttons:** "Send Application" and "Clear Fields" buttons at the bottom. The "Send Application" button is circled in blue and labeled with a green circle containing the number 8.




## Registering for a Multifamily User ID as a User Tenant Assessment Subsystem (TASS)




### How to Obtain Your User ID



**Step 1** – Wait at least 24 hours after you have registered online for a Multifamily User ID.



**Step 2** – Contact your Multifamily Coordinator to request your Multifamily User ID.



**Step 3** – Once your Multifamily Coordinator provides you with your Multifamily User ID, you can Log in.

### For Further Assistance

- For further assistance with obtaining a Multifamily User ID or use of the SS/SSI system, please contact the PIH-REAC Technical Assistance Center at 1-888-245-4860.

