

Appendix B

RELEVANCE OF ASSESSMENT FACTORS TO HUD PROGRAMS









































































	SUBDIVISIONS NEW CONSTRUCTION			SUBSIDIZED NEW CONSTRUCTION		ELDERLY NEW CONSTRUCTION		REHABILITATION/ MODERNIZATION	
	Rural Area	Urban/ Urbanized	Other BSA Area	Rural Area	Urban/ Urbanized	Rural Area	Urban/ Urbanized	Rural Area	Urban/ Urbanized
UNDERWRITING/ENVIRONMENTAL FACTORS									
U/EF 1: Compatibility with surrounding development									
U/EF 2: Site accessibility									
U/EF 3: Demographic/neighborhood character									
U/EF 4: Schools									
U/EF 5: Parks and recreation									
U/EF 6: Social services									
U/EF 7: Emergency health care									
U/EF 8: Public safety-fire									
U/EF 9: Public safety-police									
U/EF 10: Commercial/retail									
U/EF 11: Transportation									
ENVIRONMENTAL FACTORS									
EF 1.1: Physical site suitability									
EF 1.2: Soil stability and erodability									
EF 1.3: Natural hazards									
EF 1.4: Hazards and nuisances									
EF 1.5: Air quality									
EF 1.6: Displacement									
EF 1.7: Energy consumption									
(continued on next page)									





KEY: Negligible Minor importance
 Likely to be important Important

RELEVANCE OF ASSESSMENT FACTORS TO HUD PROGRAMS

SUBDIVISIONS NEW CONSTRUCTION			SUBSIDIZED NEW CONSTRUCTION		ELDERLY NEW CONSTRUCTION		REHABILITATION/ MODERNIZATION	
Rural Area	Urban/ Urbanised	Other SPFA Area	Rural Area	Urban/ Urbanised	Rural Area	Urban/ Urbanised	Rural Area	Urban/ Urbanised

ENVIRONMENTAL FACTORS (CONTINUED)

EF 2.1: Water supply									
EF 2.2: Waste water									
EF 2.3: Storm water									
EF 2.4: Solid waste									
EF 3.1: Water resources									
EF 3.2: Unique natural features and areas									
EF 3.3: Important and productive farmlands									
EF 3.4: Vegetative and animal life									

KEY:  Negligible  Minor importance
 Likely to be important  Important