



Improving Real Estate Assessment Center's (REAC) Inspections:

A Presentation to HUD's Inspections Partners

March 19, 2019

Fort Worth, TX



Overview

- “The Problem”
- Inspection Task Force
- 14 calendar day inspection notification
- The new inspection model
- New model demonstration



The Problem

While a significant majority of HUD and HUD-assisted properties are safe and in a quality condition, a new inspection model is needed to expediently address properties that are not. Issues include:

- Inspections do not always identify the extent of health and safety conditions affecting residents
- Properties can pass inspection even with poor unit conditions
- Scoring model no longer aligns with expectations about housing quality
- Some owners preparing for inspections, rather than performing maintenance year-round
- Deficiencies are not all Critical to Quality (CTQ)



Inspection Task Force Mission

- Conduct a wholesale reexamination of REAC inspections
- Place the greatest emphasis on **eliminating health and safety hazards**
- Ensure owners adopt sound maintenance practices year-round



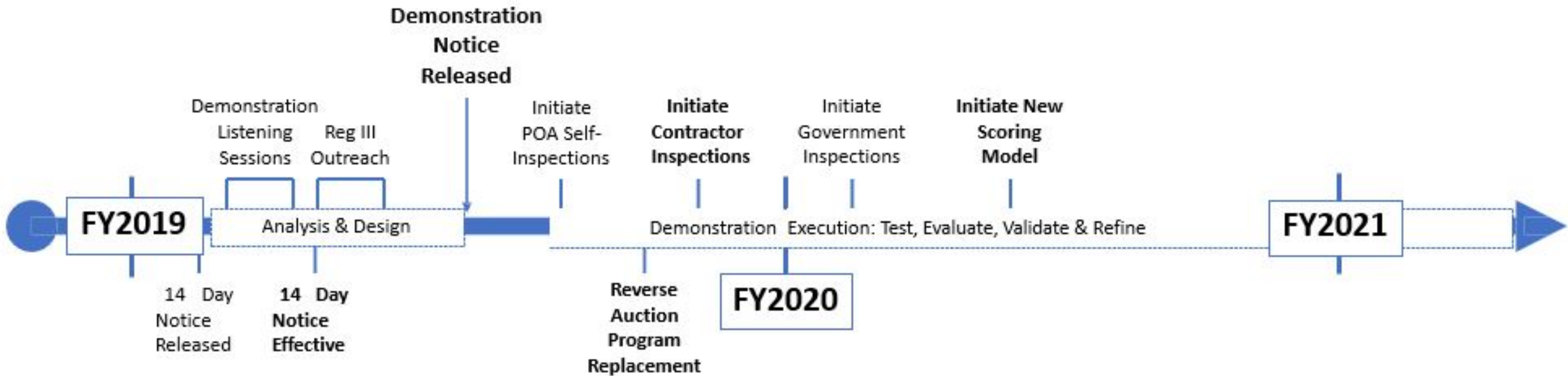
Goals of the Demonstration

- Ensure families are living in decent and safe housing
- Enhance accuracy through:
 - Better identification of substandard properties
 - Increased objectivity and defensibility of inspections
 - Streamlined inspection processes



Inspection Improvements Timeline

New Model: New Standards, Protocols, and Processes



Changes To Current Process



14 Calendar Day Inspection Notification

- **Achieves a more accurate picture of how the property is being maintained year-round**
- Reduces significant costs spent for inspection preparation and promotes reinvestment into the property year-round
- General Concept
 - Property notified 14 calendar days before the inspection
 - Unless state or local law requires a longer resident notification window
 - If property cancels, the score will be a zero
 - One additional reinspection within 7 calendar days; otherwise, score held at zero
- Notice Released Feb 22, 2019; Effective March 25, 2019
 - <https://www.hud.gov/sites/dfiles/PIH/documents/PIH-2019-02.pdf>



Desired Outcome of New Inspection Model

Inspections that **protect families and reflect the property's true physical condition**

- Convey HUD's property management expectations to owners - failing scores remain unacceptable
- Strengthen current standards, scoring models, and protocols used to assess properties
- Implement stricter enforcement protocols against owners who are not meeting standards



New REAC Inspection Model - Conceptual View

3 Types of Inspections – Confidence Increased

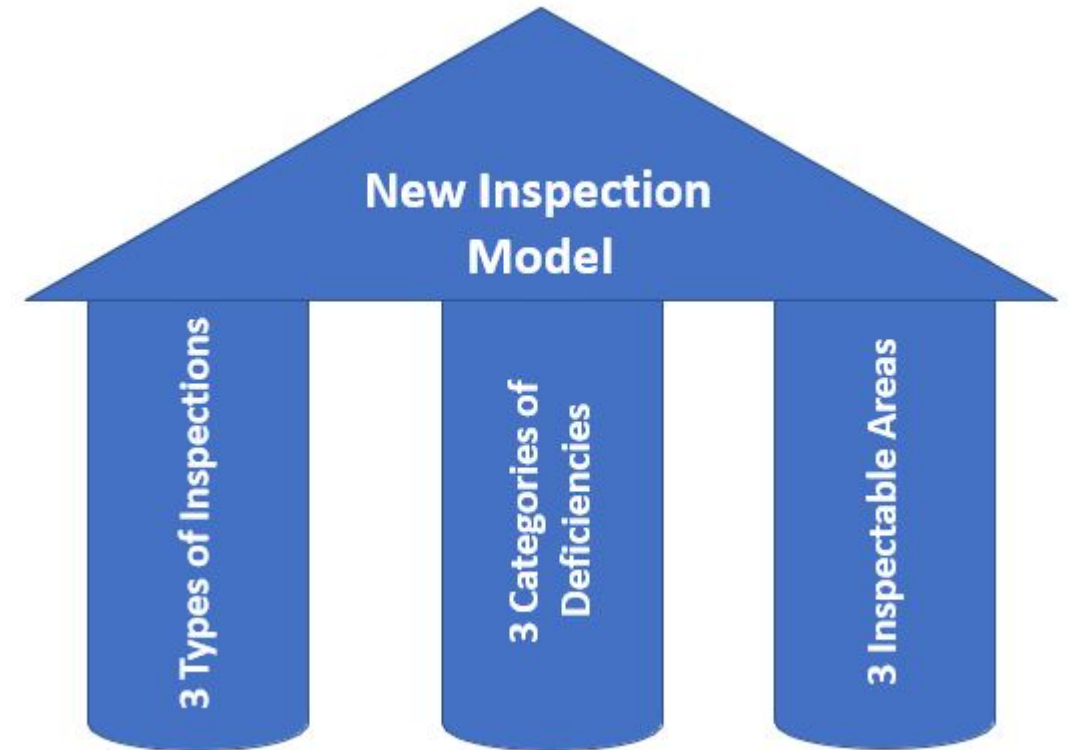
- Property Owner/Agent (POA) Self-Inspections
- REAC Contracted Inspections
- HUD Quality Assurance Inspections

3 Categories of Deficiencies – Resident Focused

- Safety and Health
- Function and Operability
- Condition and Appearance

3 Inspectable Areas – Complexity Reduced

- Unit
- Inside
- Outside



Underpinned by 3 mutually supporting components



New Model: 3 Types of Inspections

Reasonable assurance into property's condition

POA Self-Inspections

Who: Property Owners/Management

What: All deficiencies reported to HUD

When: Once a year

Where: All units

Why: To gain a reasonable level of confidence in results & To ensure work orders are being generated



REAC Contracted Inspections

Who: Contract Inspectors

What: CTQs

When: Periodic inspections (3, 2, 1 years)

Where: High sample rate

Why: To gain a high level of confidence in results



HUD Federal Employee Inspections

Who: HUD Federal Inspectors

What: CTQs++

When: Triggered by poor conditions

Where: Highest sample rate

Why: To gain the highest level of confidence in results

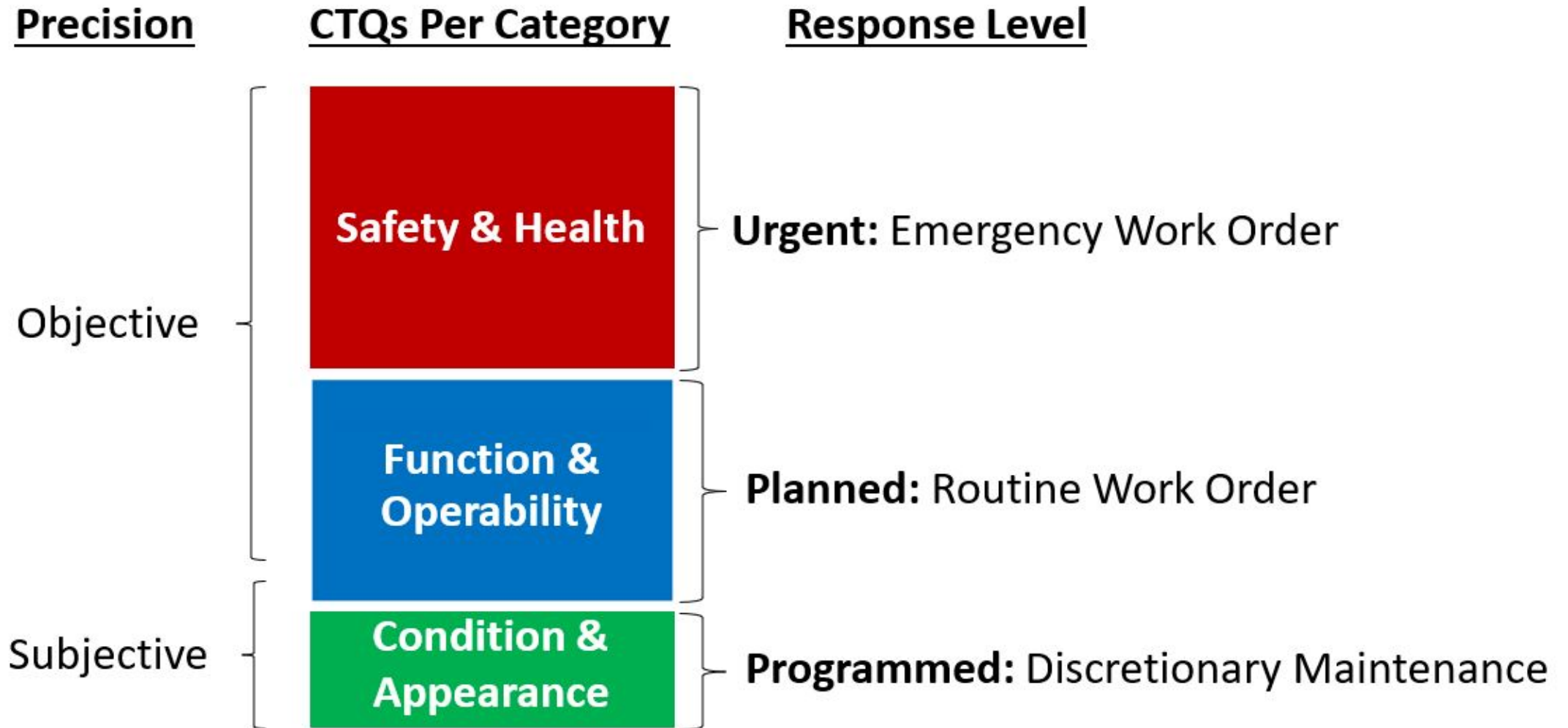


Evidentiary support to enforcement and/or sanctions

*CTQs = Critical to Quality Indicators; Inspection standards that have a high correlation to quality



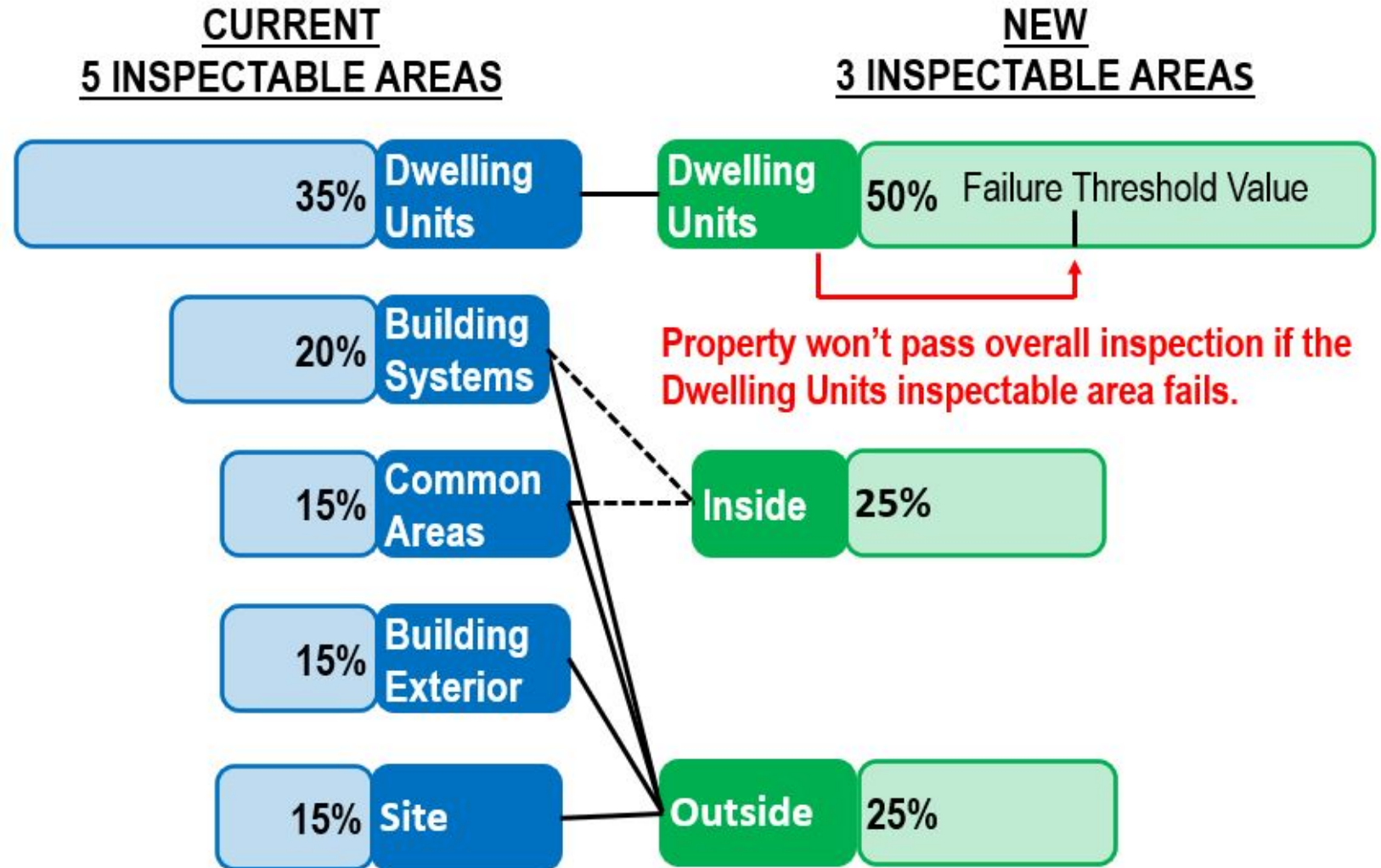
New Model - 3 Categories of Deficiencies





New Model: 3 Inspectable Areas

- 5 Inspectable areas will feed into the 3 new inspectable areas
- Simplified, intuitive approach based on the inspectable item's physical location





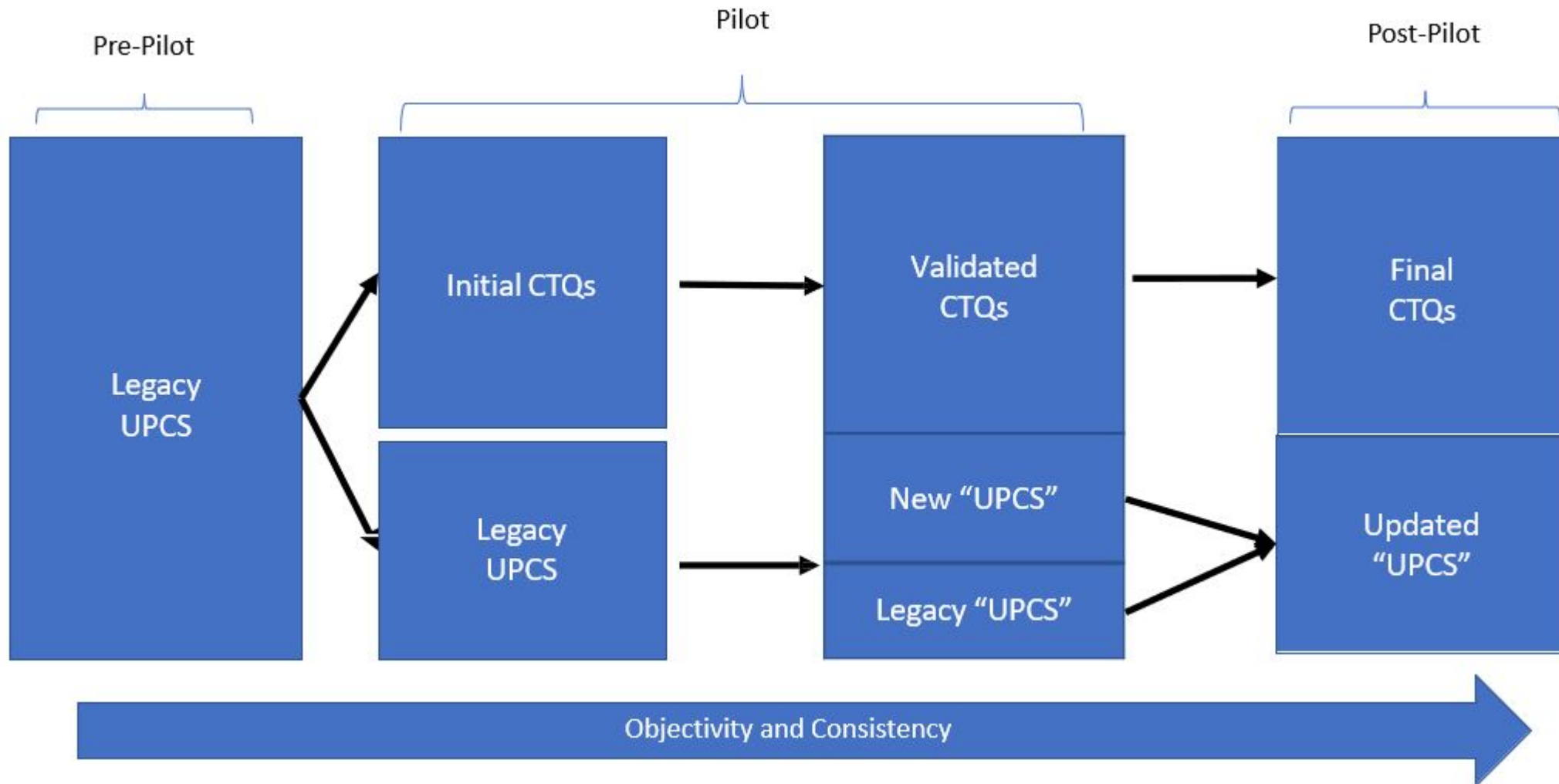
New Model: Focuses On Indicators Most Important To Quality

- Current UPCS conditions for Unit Water Heater
 - You see superficial rust (Level 1)
 - Misaligned exhaust system (Level 3)
- New Standards for a Unit Water Heater
 - ~~You see superficial rust~~ (Deleted – no resident impact)
 - Misaligned exhaust system (CTQ – can cause death)





New Model: CTQ Development Process





Demonstration



Demonstration Roadmap

Multi-year, multi-phase effort in HUD Region III (excluding WV) consisting of:

- Demonstration preparation – Currently ongoing
 - Finalize strategy (vision, goals, objectives)
 - Develop items to be evaluated (elements of the new model to include new deficiencies)
 - Develop test criteria and metrics
 - Compare results with criteria and adjust accordingly
- Phase I – POA self-inspections - Begins in 3rd Quarter FY2019
 - Leverages existing authority to collect required annual unit inspections
 - Will require POAs to inspect and submit results to HUD
 - Self-inspections evaluated but not scored
- Phase II – CTQ inspections - Begins in 4th Quarter FY2019
 - Comprised of contractor and government employees using new standards
 - Assesses new standards and protocols
 - Development of new scoring model



Demonstration – Why Region III?

Offers a cross-section of property types in a relatively small geography

- Urban
- Rural
- Apartments
- Detached/Semi-Detached
- Public Housing
- Multi-Family
- Office of Healthcare Programs

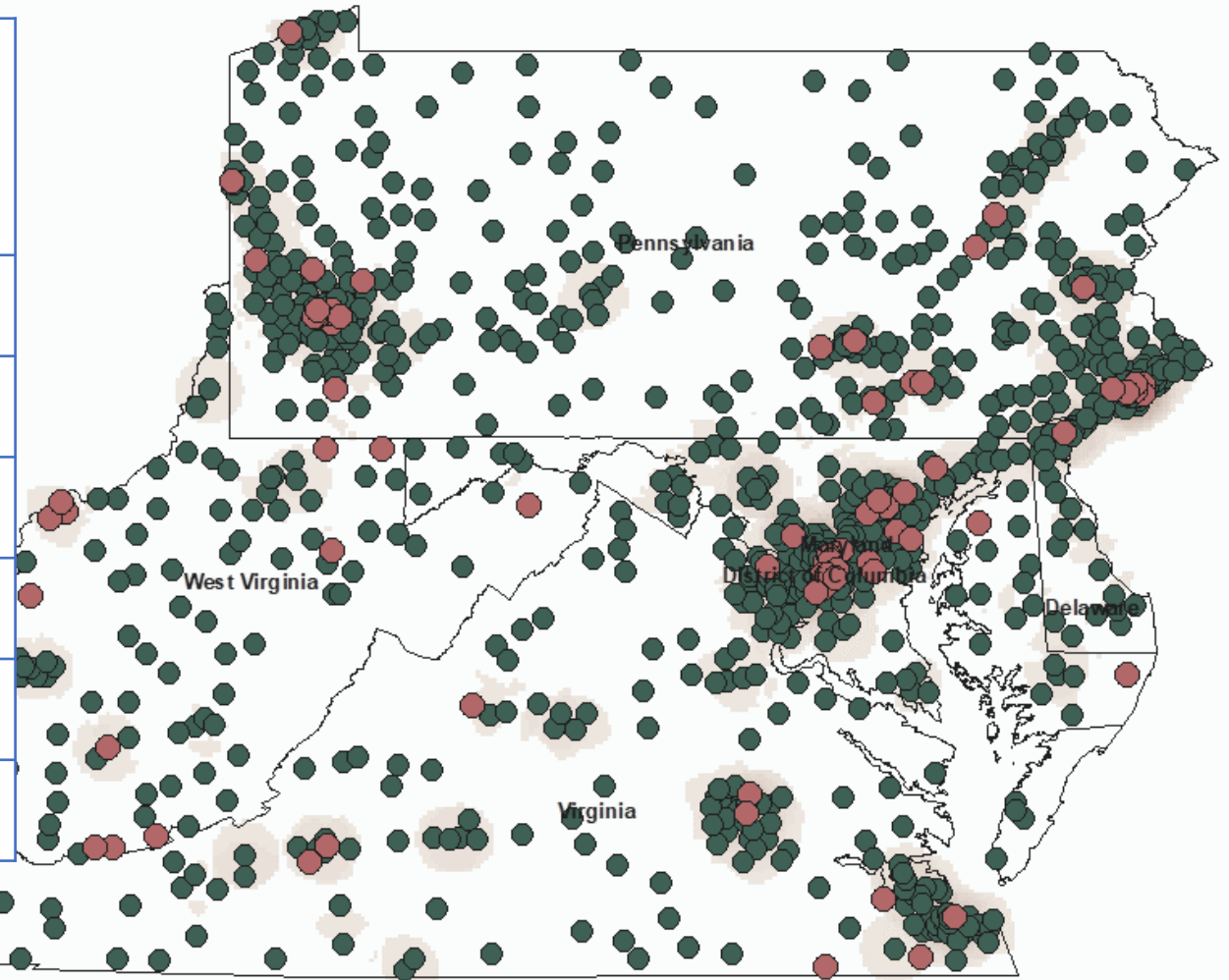
Multifamily		
BLDG_TYPE	Region III (%)	USA (%)
ES	8.7	7.3
NDS	12.0	13.1
RW	34.6	30.2
SD	3.3	6.1
SF	3.5	5.0
WU	37.9	38.3

ES: Elevator Structures; **NDS:** No Dwelling Units; **RW:** Row/Town House; **SD:** Semi-Detached; **SF:** Single Family; **WU:** Walk-up (multistory without elevator)



Region III Multifamily Inspection Overview

State	MF Prop.	Min Score	Max Score	Avg Score
VA	670	12	100	85
MD	642	4	100	86
DC	134	10	100	80
DE	101	37	100	85
PA	1054	2	100	86
WV	226	34	99	83



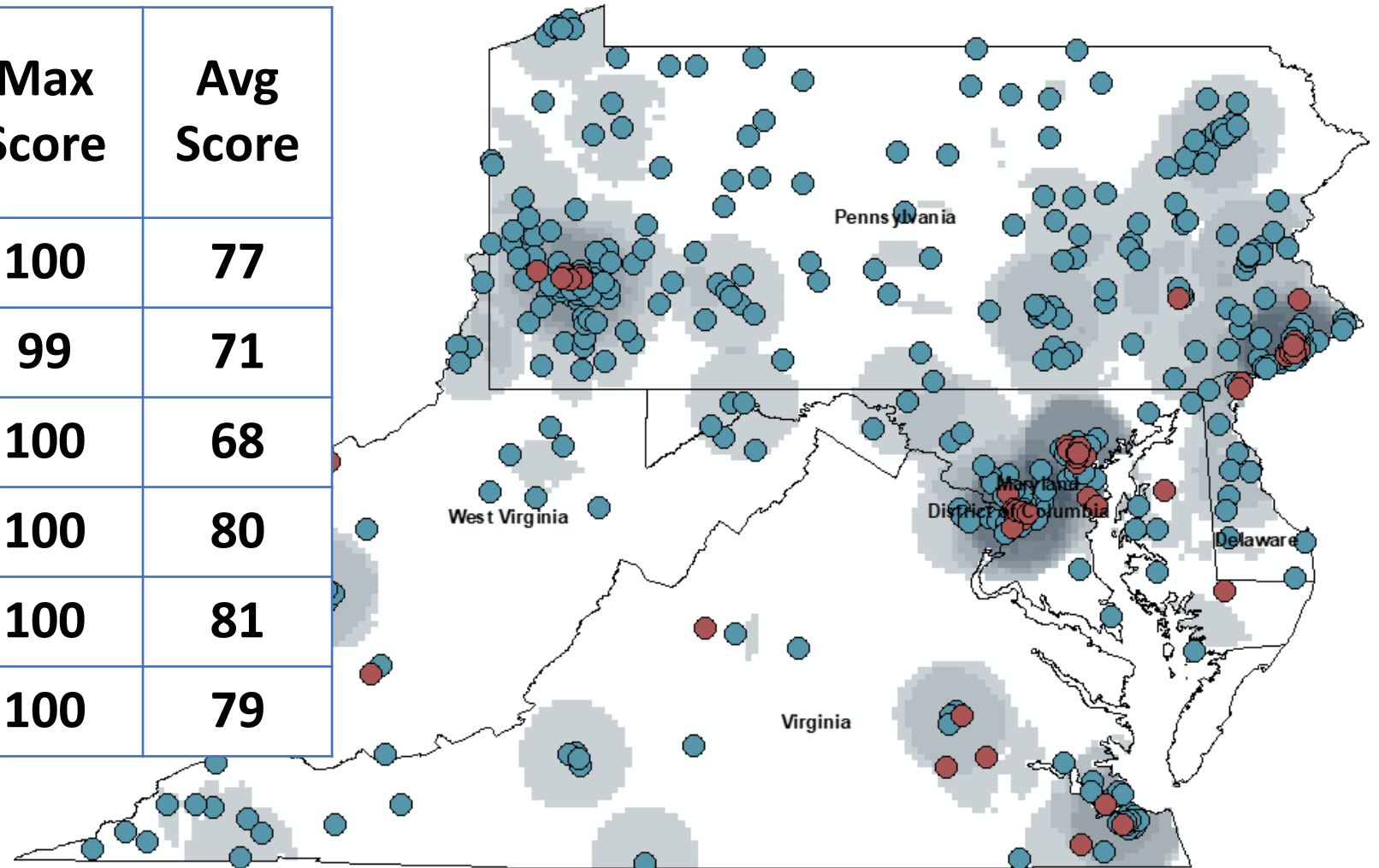
*Based on Inspection Data 2013-2018



Region III Public Housing Inspection Overview

State	PH Prop.	Min Score	Max Score	Avg Score				
VA	142	30	100	77				
MD	134	25	99	71				
DC	64	22	100	68				
DE	22	42	100	80				
PA	464	100	81	WV	61	24	100	79
WV	61	24	100	79				

*Based on Inspection Data 2013-2018





Demonstration Inspection Scoring

- All properties will be inspected during the 2-year Demonstration
- Demonstration inspections will be “in lieu” of UPCS inspections
- Scores are only advisory
 - If conditions warrant, HUD will reinspect using UPCS



Summary

- Changes needed to protect families and ensure the inspection results reflect the property's true physical condition
- Changes will be tested during a 2-year demonstration in Region III, excluding West Virginia
- Feedback will be collected from stakeholders through listening sessions and other methods of outreach
- Demonstration expected beginning Q3 FY19



Your feedback...

Questions & Comments