

CARES Act Waiver Reporting Tool Dashboard User Guide

Contents

1 Summary	3
2 How to Access the CAWRT Dashboard	3
3 CAWRT Dashboard Overview	3
3.1 CAWRT Dashboard Waiver Categories	4
3.2 How to Navigate Between Pages in the CAWRT Dashboard	6
3.3 Filters.....	6
3.4 Drilling Down on Data.....	8
4 Executive Summary Report Page of the CAWRT Dashboard	9
4.1 Drop Down Menu to Select Analysis Level.....	9
4.2 Response Overview	9
4.3 Percentage of Units Covered by Waivers Adopted by Responding PHAs Report	10
4.4 Number and Percentage of Reporting PHAs That Did Not Adopt Waivers	10
4.5 Percentage of the Total Number of Waivers Adopted by Responding PHAs Graph.....	10
4.5.1 Drilling Down on the Percentage of Waivers Used by Responding PHAs Report	11
4.6 Number of PHAs that Adopted at Least One Waiver Report	12
4.7 Drilling Down on the Number of PHAs that Adopted at Least One Waiver Report.....	12
5 Waiver Adoption.....	14
5.1 Summary of PHA Waiver Adoption.....	14

5.2 Reporting PHA Response	15
5.3 Percentage of Reporting PHAs that Adopted Waivers by Network	15
5.4 Map of Reporting PHAs Adopting Waivers by State	16
6 Waiver Utilization and Count by Month Report Page of the Dashboard	17
6.1 Drop Down Menu to Select Analysis Level	17
6.2 Percentage of Waivers Adopted by Network Report	18
6.3 Numbers of Waivers Adopted by Month Report	18
6.3.1 Drilling Down on the Number of Waivers Adopted by Month Report	18
7 Waiver Details Report Page of the CAWRT Dashboard	20
7.1 Drop Down Menu to Select Analysis Level	20
8 Waiver Number to Description Mapping Report Page of the Dashboard	21

1 Summary

The Coronavirus Aid, Relief, and Economic Security (CARES) Act Waiver Reporting Tool (CAWRT) dashboard displays data, based on responses submitted by Public Housing Authorities (PHAs) regarding the adoption of COVID-19 waivers and their applicable adoption dates as authorized by the CARES Act. HUD initially provided a two-week window for PHAs to submit responses into the CAWRT but has continually left the CAWRT open for PHAs to submit data after the deadline. The dashboard is updated regularly, with the date of the update at the top of the screen. The dashboard allows the user to choose the analysis level from the Network, Field Office, and State levels.

All PHAs, including Moving To Work (MTW) PHAs, are required to enter information into the CAWRT, even those that did not adopt the discretionary waivers. If a PHA has only one PHA code, the PHA will submit only one response into the CAWRT. If a PHA has more than one PHA code, the PHA will submit a response for each code.

2 How to Access the CAWRT Dashboard

The CAWRT Dashboard is accessible to the public. The dashboard is located here: https://www.hud.gov/program_offices/public_indian_housing/covid_19_resources.

3 CAWRT Dashboard Overview

When initially navigating to the dashboard you will land on the following introduction page. If the user has any questions or feedback related to this user guide or the Power BI Dashboard or reports, send an email to CaresActWaiverCollection@hud.gov.



**U.S. Department of Housing & Urban Development (HUD)
Office of Public Housing Voucher Programs (OPHVP)**

CARES Act Waiver Reporting Tool (CAWRT) Dashboard and Reports

The purpose of the dashboards and reports contained within this document is to provide information on adoption of COVID-19 waivers and alternative requirements as authorized by Notice PIH 2021-14. Notice PIH 2021-14 provided PHAs with optional flexibilities to adjust program practices where necessary to prioritize mission critical functions when normal operations were restricted or severely constrained, further prevent the spread of COVID-19 and mitigate the health risks posed by COVID-19 to PHA staff, families, landlords, and their communities at large.

PHA sizes listed in this dashboard are defined by the combined unit totals, as follows: extra small (0-249), small (250-549), medium (550-4999), large (5000-57999), extra large (58000 or larger).

If you have any questions related to the dashboards and reports within this document, please reach out to CaresActWaiverCollection@hud.gov

OFFICE OF PUBLIC & INDIAN HOUSING

3.1 CAWRT Dashboard Waiver Categories

The response data in the CAWRT Dashboard is organized by waiver category. Below are the COVID-19 waivers, by waiver category, as outlined in [Notice PIH 2021-14](#) except for the following waivers:

- PH-5: Community Service and Self-Sufficiency Requirement (CSSR), superseded by item 12.e.: Community Service and Self-Sufficiency Requirement (CSSR) Suspension
- 11a: PHAS – Public Housing Assessment System
- 11b: SEMAP – Section Eight Management Assessment Program
- 11b-1: SEMAP Field Office Confirmatory Review
- 11b-2: SEMAP Certification Timing
- 12b: Designated Housing Plans: HUD 60-Day Notification
- 12c: Extension of Deadline for Programmatic Obligation and Expenditure of Capital Funds
- 12d: Section 6(j) 1- and 2-Year Substantial Improvement Requirement
- 12e: Community Service and Self-Sufficiency Requirement (CSSR) Suspension

COVID-19 Waiver Categories	
Public Housing & Housing Choice Vouchers (PH and HCV 1-9)	
PH & HCV-1:	PHA 5-Year and Annual Plan Submission Dates: Significant Amendment Requirements
PH & HCV-2:	Family Income and Composition: Delayed Annual Examinations
PH & HCV-3:	Family Income and Composition: Annual Examination; Income Verification Requirements Examinations
PH & HCV-4:	Family Income and Composition: Interim
PH & HCV-5:	Enterprise Income Verification (EIV) Monitoring
PH & HCV-6:	Family Self-Sufficiency (FSS) Contract of Participation: Contract Extension
PH & HCV-7:	Waiting List: Opening and Closing; Public Notice
PH & HCV-8:	Eligibility Determination: Income Verification
PH & HCV-9:	Eligibility Determination: Social Security Number and Citizenship Verification
Housing Quality Standards (HQS 1-11)	
HQS-1:	Initial Inspection Requirements
HQS-2:	Project-Based Voucher (PBV) Pre-HAP Contract Inspections: PHA Acceptance of Completed Units
HQS-3:	Initial Inspection: Non-Life-Threatening Deficiencies (NLT) Option
HQS-4:	HQS Initial Inspection Requirement: Alternative Inspection Option
HQS-5:	HQS Inspection Requirement: Biennial Inspections
HQS-6:	HQS Interim Inspections
HQS-7:	PBV Turnover Unit Inspections
HQS-8:	PBV HAP Contract: HQS Inspections to Add or Substitute Units
HQS-9:	HQS Quality Control Inspections
HQS-10:	Housing Quality Standards: Space and Security
HQS-11:	Homeownership Option: Initial HQS Inspection
Housing Choice Vouchers (HCV 1-15)	
HCV-1:	Administrative Plan
HCV-2:	Information When Family is Selected: PHA Oral Briefing
HCV-3:	Term of Voucher: Extensions of Term

HCV-4:	PHA Approval of Assisted Tenancy: When HAP Contract is Executed
HCV-5:	Absence from Unit
HCV-6:	Automatic Termination of HAP Contract
HCV-7:	Increase in Payment Standard During HAP Contract Term
HCV-8:	Utility Allowance Schedule: Required Review and Revision
HCV-9:	Homeownership Option: Homeownership Counseling
HCV-10:	Family Unification Program (FUP): FUP Youth Age Eligibility to Enter HAP Contract
HCV-11:	Family Unification Program (FUP): Length of Assistance for Youth
HCV-12:	Family Unification Program (FUP): Timeframe for Referral
HCV-13:	Homeownership: Maximum Term of Assistance
HCV-14:	Mandatory Removal of Unit from PBV HAP Contract
HCV-15:	Project-Based Voucher (PBV) and Enhanced Voucher (EV) Provisions on Under-Occupied Units
Public Housing (PH 1-4 & 6-14)	
PH-1:	Fiscal Closeout of Capital Grant Funds
PH-2:	Total Development Costs
PH-3:	Cost and Other Limitations: Types of Labor
PH-4:	ACOP: Adoption of Tenant Selection Policies
PH-6:	Energy Audits
PH-7:	Over-Income Families
PH-8:	Resident Council Elections
PH-9:	Review and Revision of Utility Allowance
PH-10:	Tenant Notifications for Changes to Project Rules and Regulations
PH-11:	Designated Housing Plan Renewals
PH-12:	Public Housing Agency Annual Self-Inspections
PH-13:	Over-Income Limit: Termination Requirement
PH-14:	Annual Choice of Rent
Other Waivers and Administrative Relief *	
12a:	PHA Reporting Requirements on HUD Form 50058
Uniform Financial Reporting Standard (UFRS) *	
11c:	Uniform Financial Reporting Standards: Filing of Financial Reports; Reporting Compliance Dates*
Moderate Rehabilitation (MR 0-6)	
MR-1:	Family Income and Composition: Delayed Annual Examination
MR-0:	Family Income and Composition: Annual examination; Income Verification Requirements
MR-3:	Family Income and Composition: Interim Examinations
MR-4:	Enterprise Income Verification (EIV) Monitoring
MR-5:	PHA Inspection Requirement: Annual Inspections
MR-6:	Adjustment of Utility Allowance
	PHA Reporting Requirements for Mod Rehab on HUD Form 50058
Mainstream Vouchers (MS 1-3)	
MS-1:	Mainstream Initial Lease Term
MS-2:	Mainstream Criminal Background Screening
MS-3:	Mainstream Age Eligibility to Enter HAP Contract Statutory Authority

*PHAs are only required to report on one waiver from the Other Waivers and Administrative Relief category (12a: PHA Reporting Requirements on HUD Form 50058) and one waiver from the Uniform Financial Reporting Standard (UFRS) category (11c: Uniform Financial Reporting Standards: Filing of Financial Reports; Reporting Compliance Dates). Within the CAWRT Dashboard, these two waivers have been combined under the Other Waivers and Administrative Relief waiver category. The user must take this into account when reviewing the statistical data for this waiver category.

3.2 How to Navigate Between Pages in the CAWRT Dashboard

To navigate to each page of the CAWRT Dashboard, use the arrows at the bottom of the screen to navigate between the various reports in the dashboard. The report pages within the dashboard are as follows: Introduction, Executive Summary, Waiver Utilization & Count by Month, Waiver Adoption, Waiver Details, and Waiver Number to Description Mapping.

3.3 Filters

To filter the information on the page, select a filter option from the drop down categories at the top of each report. Any combination of criteria may be selected to analyze the data. For example, the user may select Small and Extra Small Public Housing Only PHAs to review the waivers adopted by this cohort of PHAs.

Clear All Filters	Network	Field Office	State	Program Type	Size	MTW Status
	All	All	All	All	All	All

Below is an explanation of each of the filter categories:

Network:

- Northeast (1, 2, 3)
- Southeast (4)
- Upper Midwest (5)
- Southeast (6)
- Midwest (7,8)
- Far West and Beyond (9, 10)

Field Office:

- | | |
|------------------------------|--------------------------------------|
| – Albuquerque Program Center | – Fort Worth Hub Office |
| – Atlanta Hub Office | – Greensboro Hub Office |
| – Baltimore Hub Office | – Hartford Program Center |
| – Birmingham Hub Office | – Honolulu Hub Office |
| – Boston Hub Office | – Houston Program Center |
| – Buffalo Hub Office | – Indianapolis Program Center |
| – Chicago Hub Office | – Jackson Hub Office |
| – Cleveland Hub Office | – Jacksonville Hub Office |
| – Columbia Program Center | – Kansas City Hub Office |
| – Denver Hub Office | – Knoxville/Nashville Program Center |
| – Detroit Hub Office | – Little Rock Hub Office |

- Los Angeles Hub Office
- Louisville Hub Office
- Memphis Hub Office
- Miami Hub Office
- Milwaukee Program Center
- Minneapolis Hub Office
- New Orleans Hub Office
- New York City Hub Office
- Newark Hub Office
- Oklahoma City Program Center
- Omaha Program Center
- Philadelphia Hub Office
- Phoenix Program Center
- Pittsburgh Hub Office
- Portland Program Center
- Richmond Program Center
- San Antonio Hub Office
- San Francisco Hub Office
- San Juan Hub Office
- Seattle Hub Office
- St. Louis Program Center
- Washington, DC Program Center

State:

- | | | |
|-------------|------|-----------------------|
| – AK | – KY | – OK |
| – AL | – LA | – OR |
| – AR | – MA | – PA |
| – AZ | – MD | – PA |
| – CA | – ME | – RI |
| – CO | – MI | – RQ (Puerto Rico) |
| – CT | – MN | – SC |
| – DC | – MO | – SD |
| – DE | – MS | – TN |
| – FL | – MT | – TQ |
| – FL | – NC | – TX |
| – GA | – ND | – UT |
| – GQ (Guam) | – NE | – VA |
| – HI | – NH | – VQ (Virgin Islands) |
| – IA | – NJ | – VT |
| – ID | – NM | – WA |
| – IL | – NV | – WI |
| – IN | – NY | – WV |
| – KS | – OH | |

Program Type:

PHA program types listed in this dashboard are defined by the following categories:

- Combined (PHAs that have both Public Housing and HCV programs)
- HCV Only
- Public Housing Only

Size:

PHA sizes listed in this dashboard are defined by the combined unit totals, as follows:

- Extra Small (0-249)
- Small (250-549)
- Medium (550-4,999)
- Large (5,000-57,999)
- Extra-Large (58,000 Or Larger)

MTW Status:

Any combination of criteria may be selected to analyze the data. For example, the user may select Small and Extra Small Public Housing Only PHAs to review the waivers adopted by this cohort of PHAs.






- N
- Y
- Y-Expansion

The user may select the Focus Mode button to enlarge the report. The user must select the Back to Report button in the upper-left hand corner to return to the Waiver Utilization and Count by Month page.

The user may drill up and down on both reports simultaneously. Both report presentations will change depending on the combination of data levels selected.

3.4 Drilling Down on Data

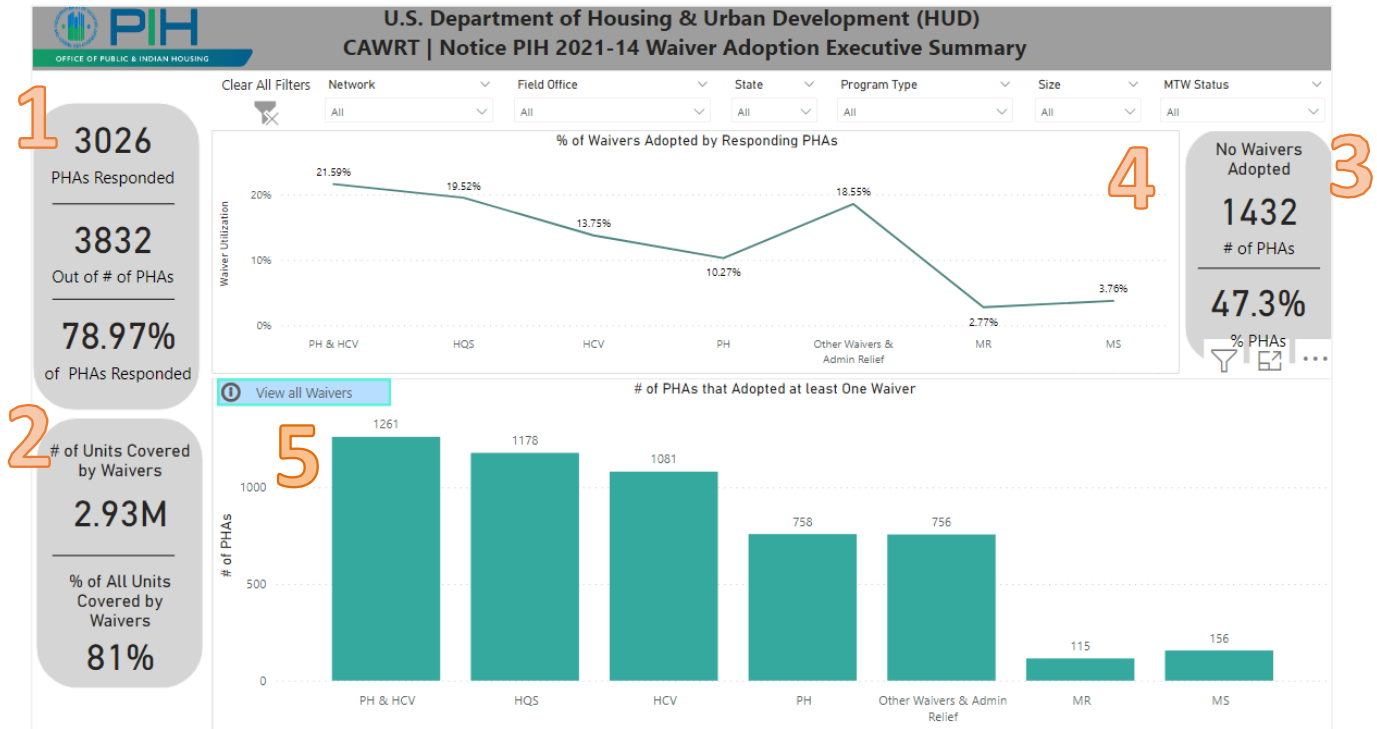
For more data detail, the user may use the tools located in the upper right-hand corner of the report. If the tools are not showing, the tools will appear by clicking inside of the report.

<u>Tool</u>	<u>Tool Name</u>	<u>Function</u>
	Drill Up	Takes the user up one level
	Drill Down	Takes the user down one level. This button must be highlighted for the user to drill down on the report
	At the Lowest Level of Data	Takes the user the lowest level of data
	Filter	Filters data (Disabled). Use the dropdown menu to select an analysis level
	Focus Mode	Enlarges the report

The Drill Down button must be highlighted prior to drilling down on ANY report.

4 Executive Summary Report Page of the CAWRT Dashboard

The Executive Summary Report of the CAWRT Dashboard is located on Tab #2 and has five main sections. Each section will be explained in detail.



NOTE: Although the Percentage of Waivers Adopted by Responding PHAs and the Number of PHAs That Adopted At Least One Waiver are two separate reports, drilling down on one report will affect the presentation of the second report. Both reports will change accordingly, as change by the user.

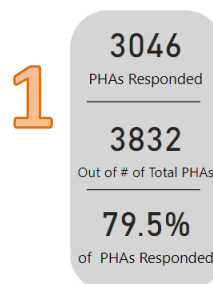
4.1 Drop Down Menu to Select Analysis Level

The dropdown menu allows the user to select the analysis level for the dashboard. The user can select to analyze data on the Network, Field Office, State, Program Type, Size and MTW Status. The user should select the “Clear All Filters” button to remove the previous selections. If MTW Status is selected here, all of the tabs will reflect the MTW status selected.

Clear All Filters | Network: All | Field Office: All | State: All | Program Type: All | Size: All | MTW Status: All

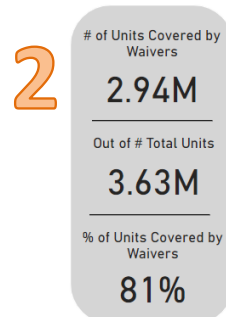
4.2 Response Overview

The Response Overview displays the number of PHAs that have responded, the total number of PHAs, and the total of PHAs that have responded against the total number of PHAs in percentage form.



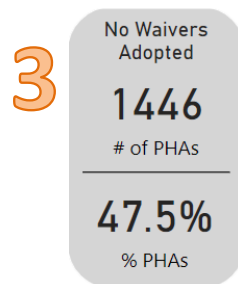
4.3 Percentage of Units Covered by Waivers Adopted by Responding PHAs Report

This report shows the percentage of the total number of public housing and Housing Choice Voucher units that were covered by waivers adopted by responding PHAs.



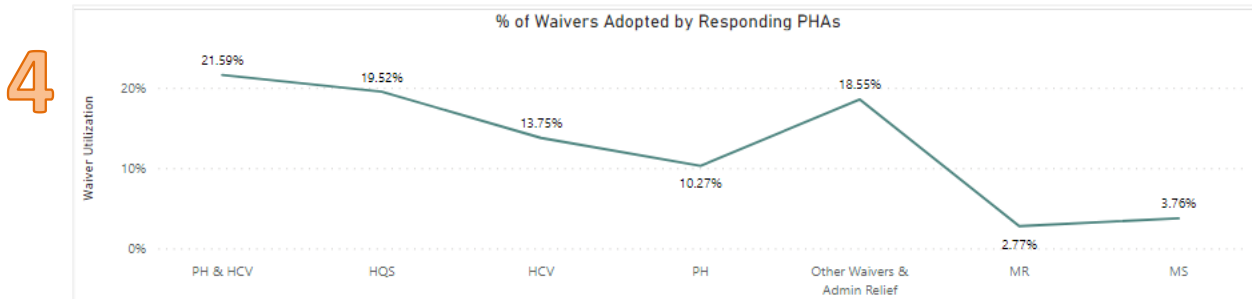
4.4 Number and Percentage of Reporting PHAs That Did Not Adopt Waivers

This report shows the total number and percentage of reporting PHAs that did not adopt any of the waivers allowed under Notice PIH 2021-14.



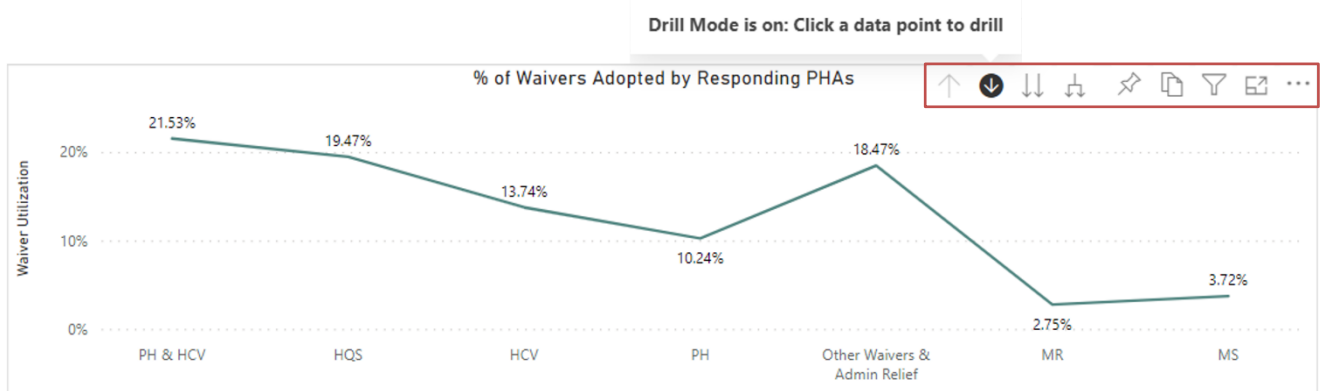
4.5 Percentage of the Total Number of Waivers Adopted by Responding PHAs Graph

The Percentage of the Total Number of Waivers Adopted by Responding PHAs graph displays waiver utilization data based on the user's selected analysis level. This report displays the percentage of the total number of waivers in a category adopted by responding PHAs.

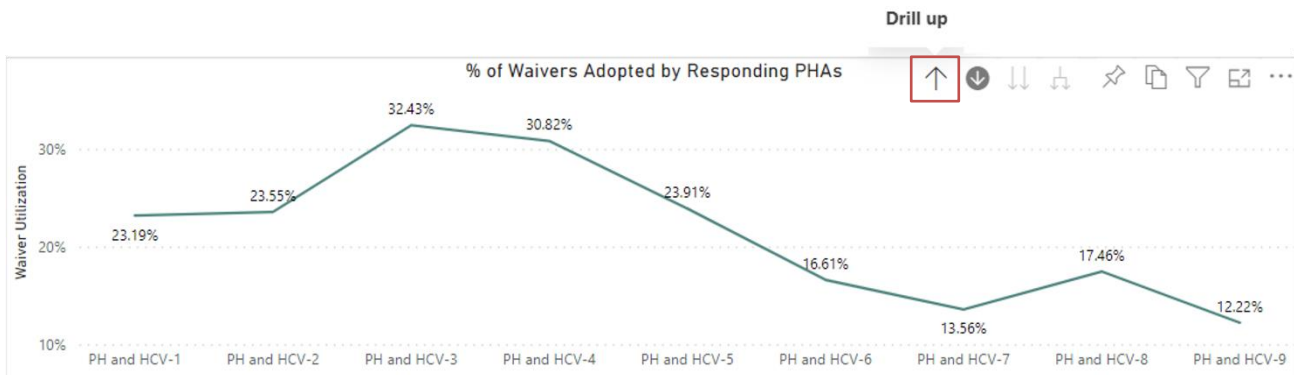


4.5.1 Drilling Down on the Percentage of Waivers Used by Responding PHAs Report

When the waiver category drill down is selected, the graph displays the percentage breakdown of waivers adopted by each waiver within the selected waiver category.

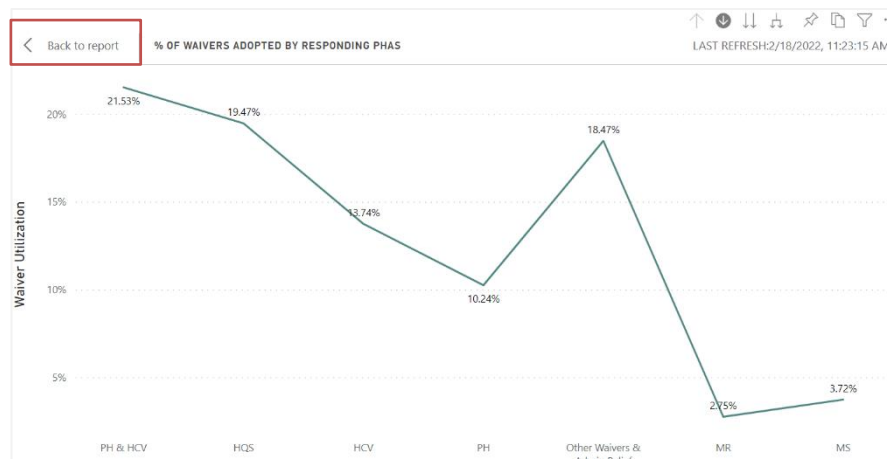


To return to the previous level, the user must select either the Drill Up button or the View All Waivers button. If the View All Waiver button is selected, the user must also select the Return button to return to the Executive Summary page.



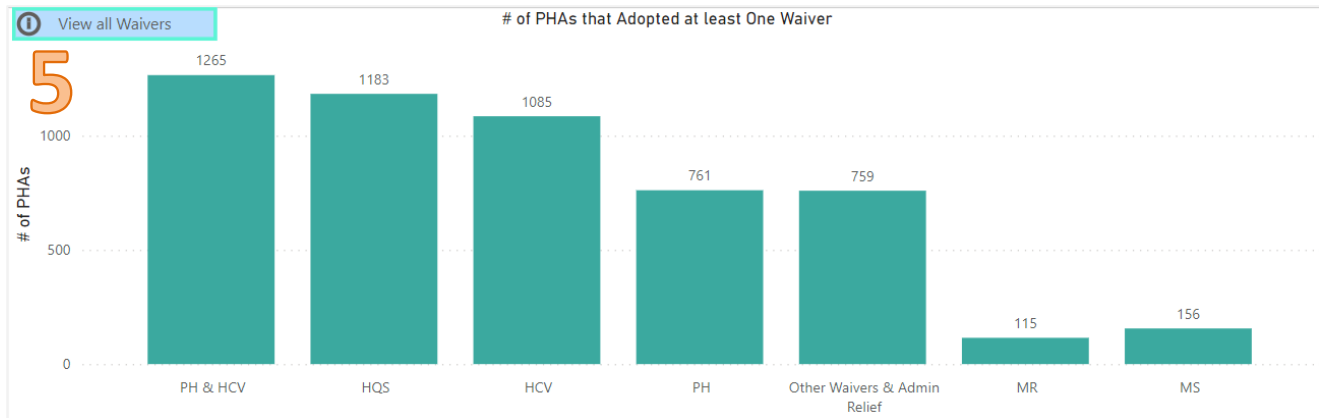
The user may drill up and down on both reports simultaneously. Both report presentations will change depending on the combination of data levels selected.

If the user selects focus mode, the user must select the Back to Report button in the upper-left hand corner to return to the Executive Summary page.



4.6 Number of PHAs that Adopted at Least One Waiver Report

The Number of PHAs that Adopted at Least One Waiver report displays the number of PHAs that adopted at least one waiver by waiver category, based on the user's selected analysis level.

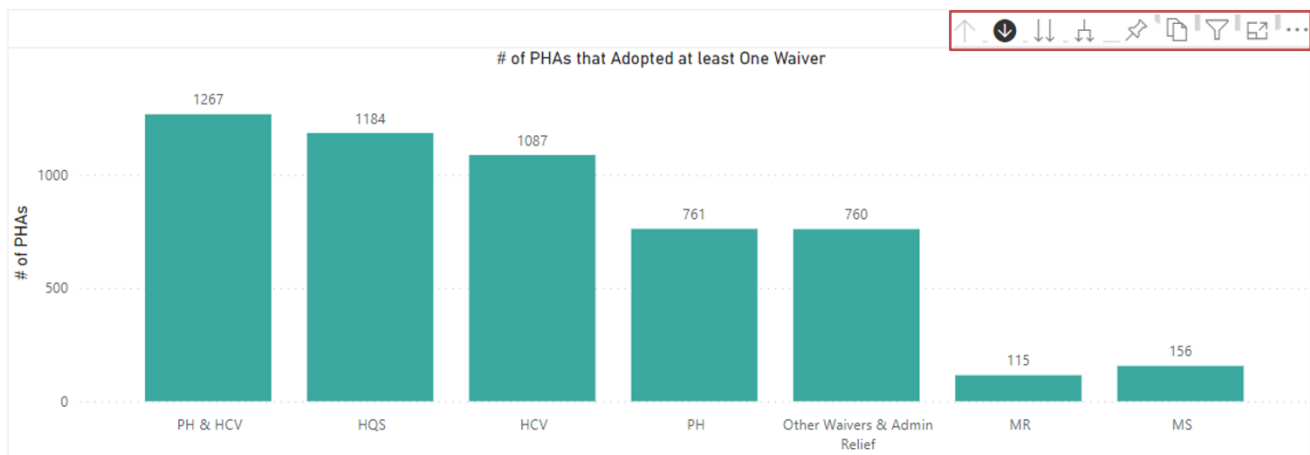


4.7 Drilling Down on the Number of PHAs that Adopted at Least One Waiver Report

For more data detail, the user may use the tools located in the upper right-hand corner of the graph. If the tools are not showing, the tools will appear by clicking inside of the graph.

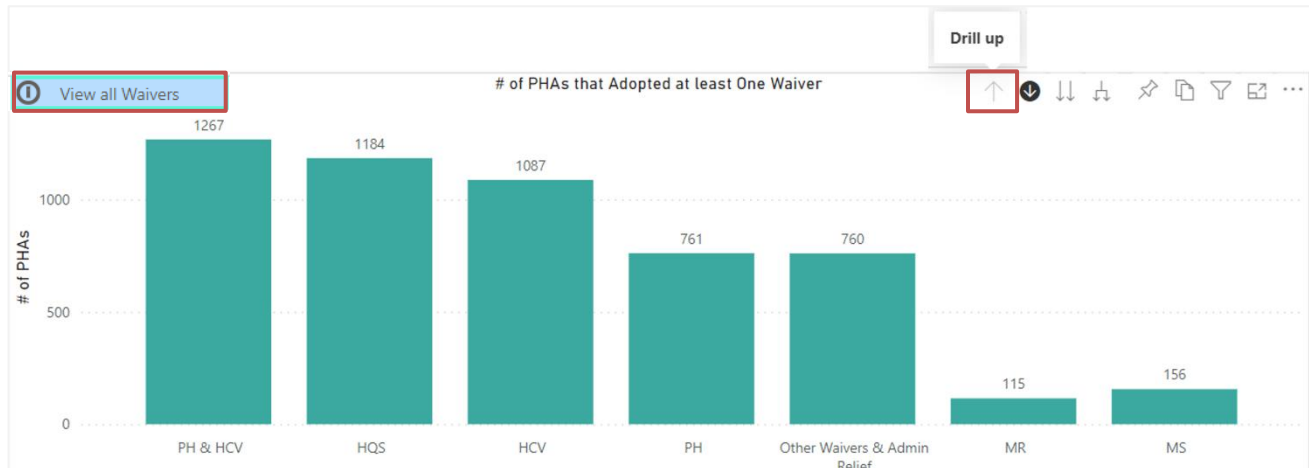
The Drill Down button must be highlighted prior to drilling down on ANY report. Once highlighted, the user may select the waiver category bar directly in the report to expand it for more details.

The Drill Down button must be highlighted prior to drilling down on ANY report. Once highlighted, the user may select the waiver category bar directly in the report to expand it for more details.



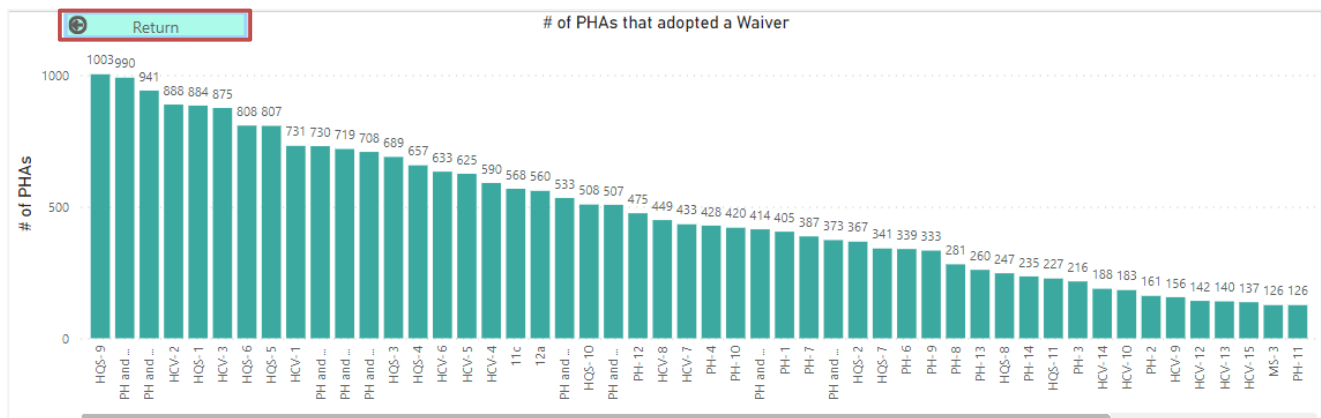
The report displays the number of PHAs that adopted individual waivers within the selected waiver category.

To return to the previous level, the user must select either the Drill Up button or the View All Waivers button. If the View All Waiver button is selected, the user must also select the Return button to return to the Executive Summary page.



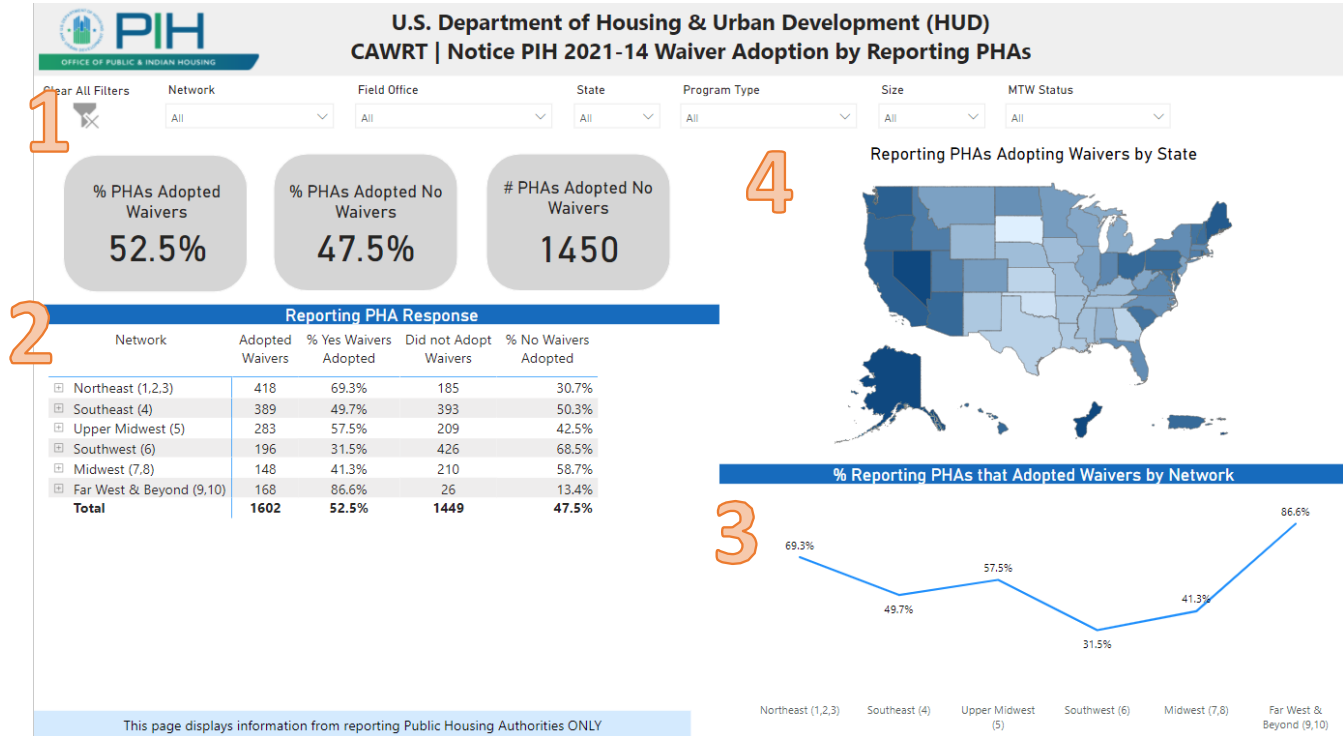
The user may drill up and down on both reports simultaneously. Both report presentations will change depending on the combination of data levels selected.

When the View All Waivers button is selected, the user will see an descending order of the number of PHAs that adopted each individual waiver from the most adopted, to the least adopted. Select the Return button to return to the Executive Summary page.



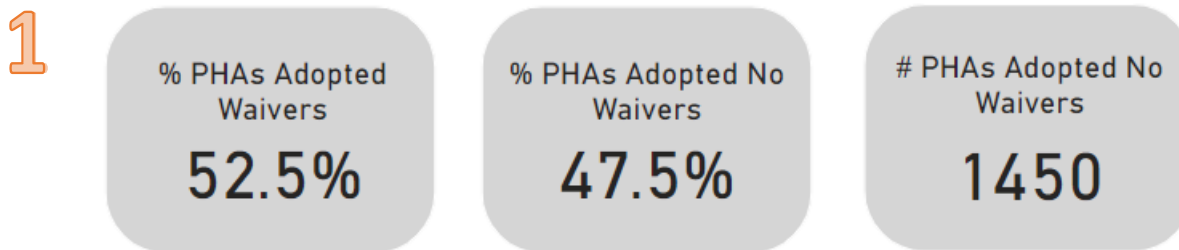
5 Waiver Adoption

The Waiver Adoption Report of the CAWRT Dashboard is located on Tab #3 and has four main sections. This report allows the user to drill down to the Network, Field Office, State, Program Type, Size and MTW Status to determine the PHAs that adopted waivers, and which did not. The information can be seen via a list, on a map, or a line graph.



5.1 Summary of PHA Waiver Adoption

The three summary tables inform the user of the percentage of reporting PHAs that adopted one or more waivers, the percentage of reporting PHAs that did not adopt any waivers and the number of PHAs that did not adopt any waivers.



5.2 Reporting PHA Response

The user may drill down from the Network, HUD Region, State, and Field Office to view the reporting PHAs that adopted waivers. To drill down to an individual PHA, the user can click on the plus sign in front of the Network, HUD Region, State and Field Office. When the name of a selected PHA appears, there will either be a 1 in the column labeled “Adopted Waivers” or a 1 in the column labeled “Did Not Adopt Waivers” to indicate the status of that specific PHA. If a PHA is not listed, the PHA did not report its adoption of waivers.

The “% Yes Waivers Adopted” column reflects the percentage of reporting PHAs in that jurisdiction that adopted waivers. The “% No Waivers Adopted” reflects the percentage of reporting PHAs in that jurisdiction that did not adopt any waivers.

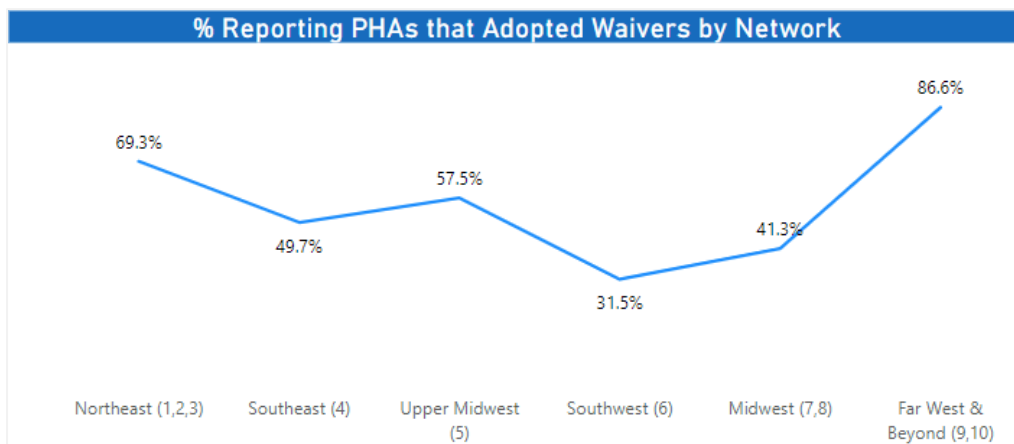
2

Reporting PHA Response			
Network	Adopted Waivers	% Yes Waivers Adopted	Did not Adopt Waivers
▢ Northeast (1,2,3)	418	69.3%	185
▢ 1	159	73.6%	57
▢ CT	29	72.5%	11
▢ MA	66	66.0%	34
▢ Boston Hub Office	66	66.0%	34
Abington Housing Authority	1	100.0%	
Adams Housing Authority			1
Amesbury Housing Authority			1
Andover Housing Authority	1	100.0%	
Arlington Housing Authority	1	100.0%	
Attleboro Housing Authority	1	100.0%	
Barnstable Housing Authority			1
Belmont Housing Authority	1	100.0%	
Beverly Housing Authority			1
Billerica Housing Authority	1	100.0%	
Total	1602	52.5%	1449

5.3 Percentage of Reporting PHAs that Adopted Waivers by Network

The Percentage of Reporting PHAs that Adopted Waivers by Network is presented as a line graph. The user may click on the name of the Network at the bottom of the chart and the map and Reporting PHA Responses chart will highlight the information about that Network.

3

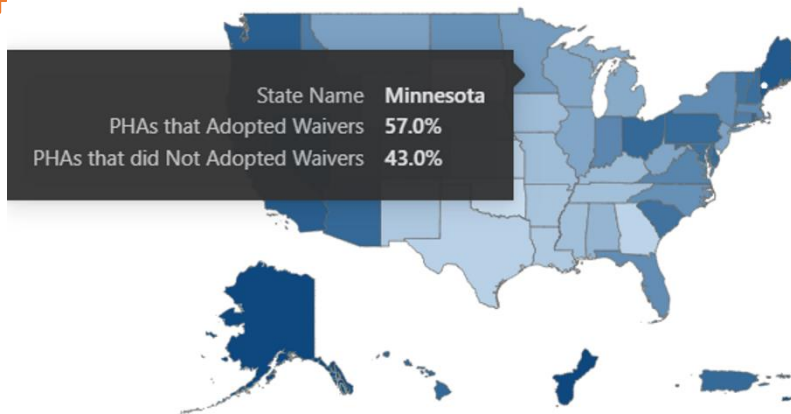


5.4 Map of Reporting PHAs Adopting Waivers by State

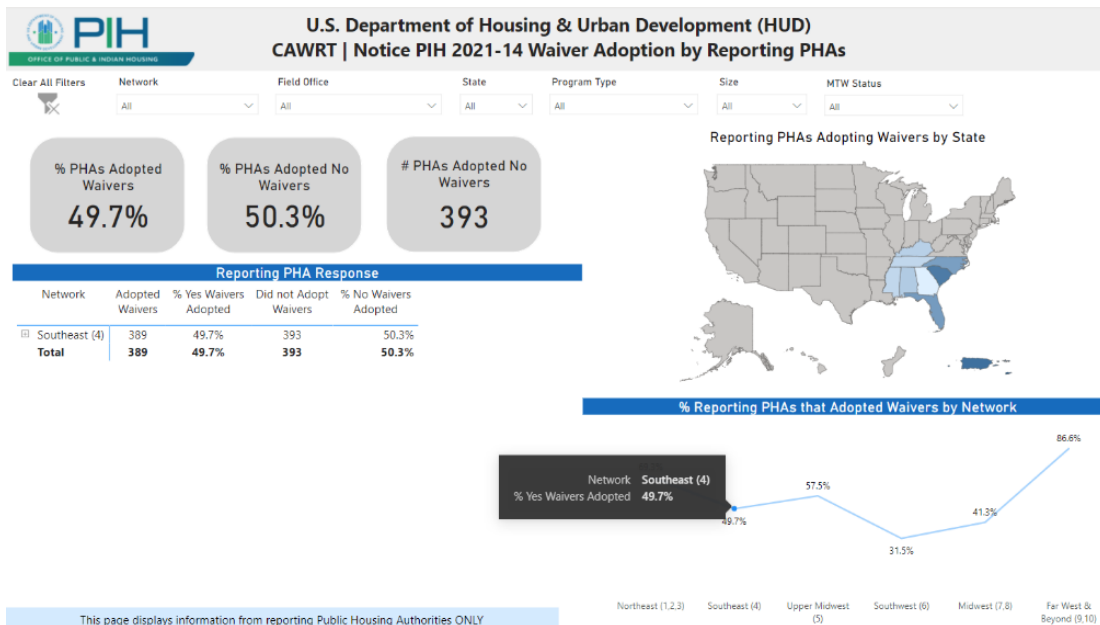
The Map of Reporting PHAs Adopting Waivers by State allows the user to understand the reporting PHAs that adopted waivers through the use of color. A darker shade of blue represents a larger number of reporting PHAs in that state adopting waivers. A lighter shade of blue represents a smaller number of reporting PHAs in that state adopting waivers.

4

Reporting PHAs Adopting Waivers State



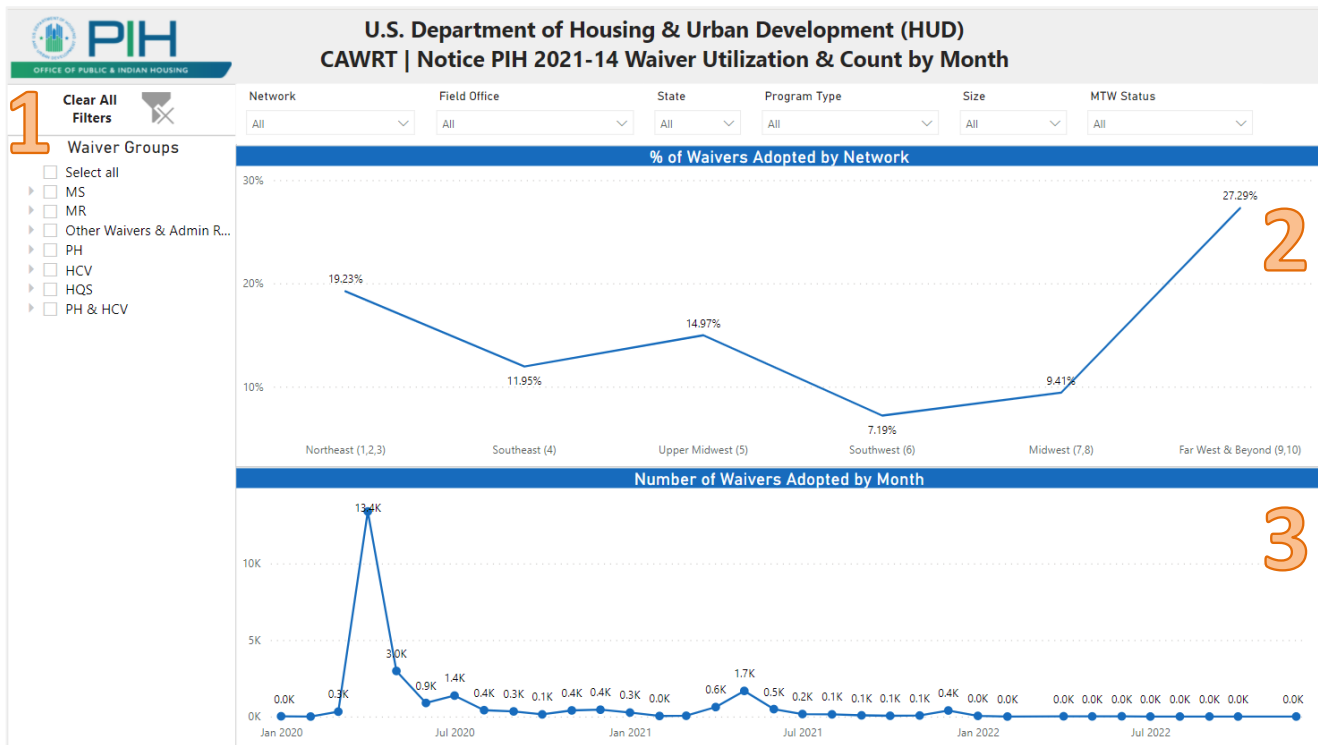
The summary data for an individual state may be viewed by hovering the cursor over that state. In addition, the data for an individual state is shown when the state is selected in the “Reporting PHA Response” table.



Finally, the summary data for an individual Network is shown on the map when the user clicks on the number associated with an individual Network in the “% of Reporting PHAs that Adopted Waivers by Network” line graph.

6 Waiver Utilization and Count by Month Report Page of the Dashboard

The Waiver Utilization and Count by Month Report of the CAWRT Dashboard is located on Tab #4 and has three main sections. Each section will be explained in detail.



NOTE: Although the Percentage of Waivers Adopted by Network and the Number of Waivers That Adopted by Month are two separate reports, drilling down on one report will affect the presentation of the second report. Both reports will change accordingly, as changed by the user.

6.1 Drop Down Menu to Select Analysis Level

The dropdown menu allows the user to select the analysis level for the dashboard. The user can select individual waivers, an entire waiver category, or all the waiver categories to analyze data.

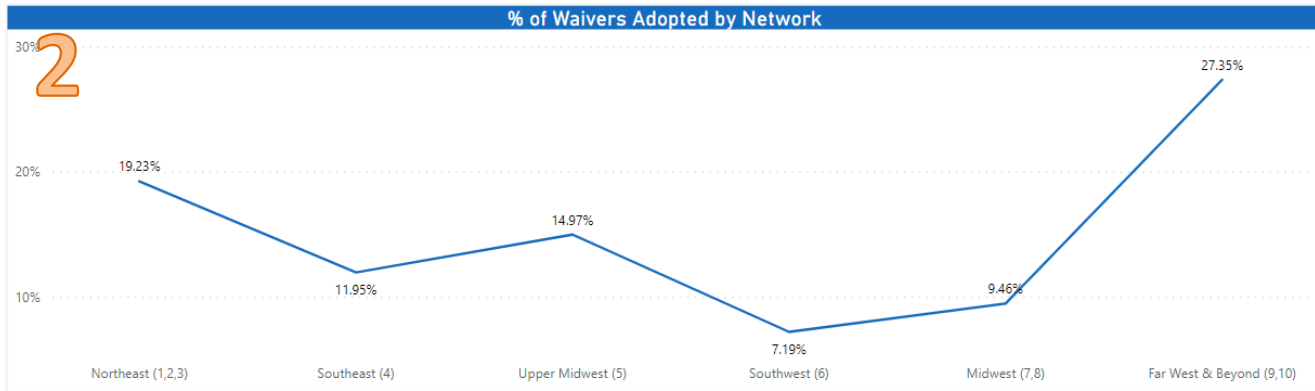
1

Waiver Groups

- ☐ Select all
- ☒ PH & HCV
 - ☐ PH and HCV-1
 - ☐ PH and HCV-2
 - ☐ PH and HCV-3
 - ☐ PH and HCV-4
 - ☐ PH and HCV-5
 - ☐ PH and HCV-6
 - ☐ PH and HCV-7
 - ☐ PH and HCV-8
 - ☐ PH and HCV-9
- ☐ HQS
- ☐ HCV
- ☐ PH
- ☐ Other Waivers & Admin R...
- ☐ MR
- ☐ MS

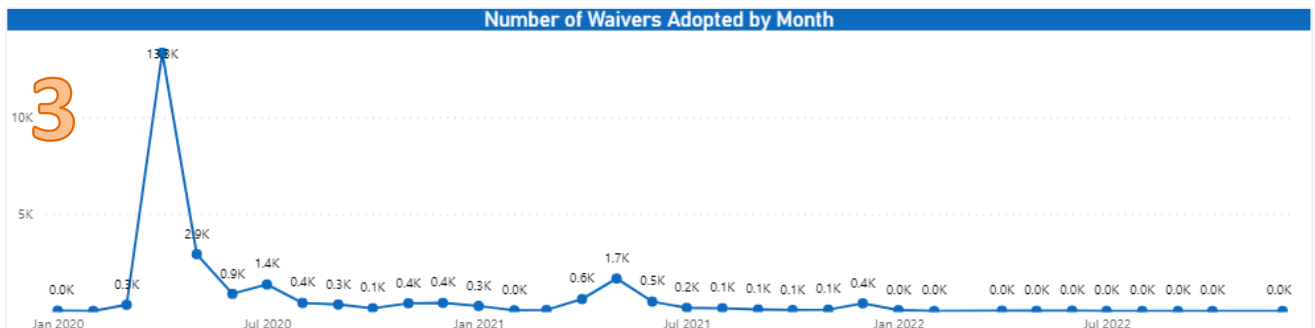
6.2 Percentage of Waivers Adopted by Network Report

The report lists the percentage of waivers adopted by Network, Field Office, State, and PHA. The Dashboard will default to the Network. To narrow down the date from this level, select a filter on the top of the page.



6.3 Numbers of Waivers Adopted by Month Report

This report displays the number of waivers adopted by year, quarter, month, and date. The Dashboard will default to the quarter. The report begins in April 2020, and there is no end date.



6.3.1 Drilling Down on the Number of Waivers Adopted by Month Report

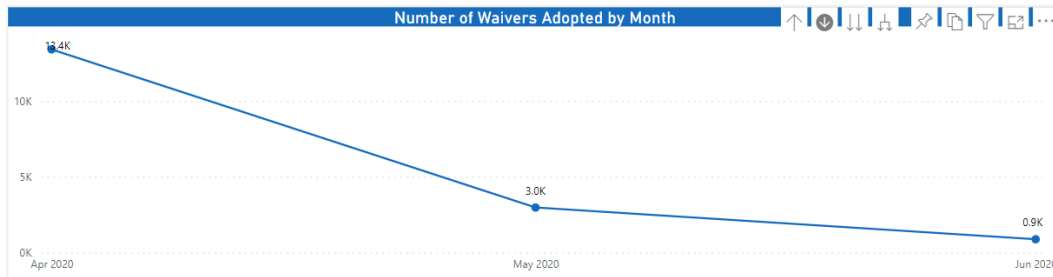
For more data detail, the user may use the tools located in the upper right-hand corner of the report. If the tools are not showing, the tools will appear by clicking inside of the report.

<u>Tool</u>	<u>Tool Name</u>	<u>Function</u>
↑	Drill Up	Takes the user up one level
↓	Drill Down	Takes the user down one level. This button must be highlighted for the user to drill down on the report
↕	At the Lowest Level of Data	Takes the user the lowest level of data
🔍	Filter	Filters data (Disabled). Use the dropdown menu to select an analysis level
🖥️	Focus Mode	Enlarges the report

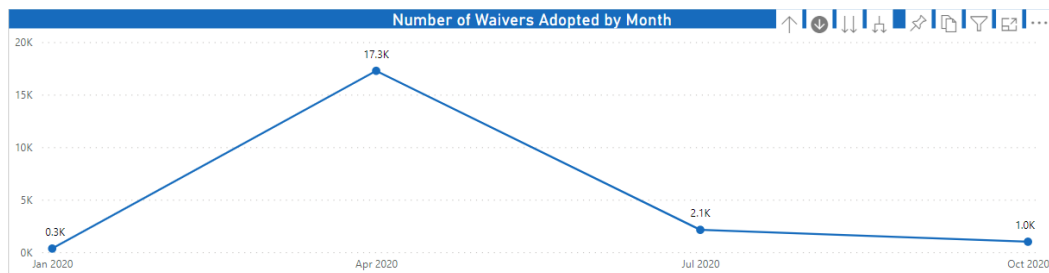
The Drill Down button must be highlighted prior to drilling down on ANY report. To return to a previous level, the user must select the Drill Up button.

1. The user may drill down on a Month directly in the report to expand it for more details on the number of waivers adopted by the date.
2. The user may drill up on a month for more details on the number of waivers adopted by a year.
3. To return to the quarter level, the user may drill down on the year.

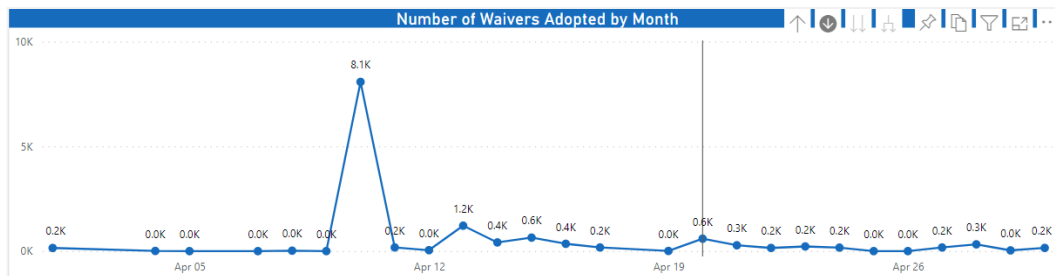
Display by Month



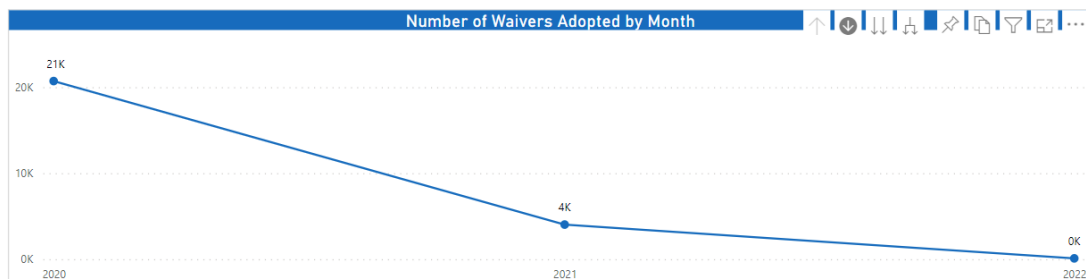
Display by Quarter



Display by the Date




Display by Year



The user may drill up and down on both reports simultaneously. Both report presentations will change depending on the combination of data levels selected.


7 Waiver Details Report Page of the CAWRT Dashboard

The Waiver Details Report of the CAWRT Dashboard is located on Tab #5 and has one main section. The report displays the percentage of reporting PHAs that specific waivers. For the PH and HCV waivers that were available to both programs, the report displays the percentage of reporting PHAs that adopted the waiver for HCV Only, Both Public Housing and HCV or Public Housing Only.

U.S. Department of Housing & Urban Development (HUD) CAWRT Notice PIH 2021-14 PH and HCV Waiver Details						
Clear All Filters	Network	Field Office	State	Program Type	Size	MTW Status
	All	All	All	All	All	All
Did PHAs Adopt the Waiver?						
Waiver Number and Description	No	Yes	Yes, HCV Only	Yes, Public Housing and HCV	Yes, Public Housing Only	
PH-9 Review and Revision of Utility Allowance	89%	11%				
PH-8 Resident Council Elections	91%	9%				
PH-7 Over-Income Families	87%	13%				
PH-6 Energy Audits	89%	11%				
PH-4 ACOP: Adoption of Tenant Selection Policies	86%	14%				
PH-3 Cost and Other Limitations: Types of Labor	93%	7%				
PH-2 Total Development Costs	95%	5%				
PH-14 Annual Choice of Rent	92%	8%				
PH-13 Over-Income Limit: Termination Requirement	91%	9%				
PH-12 Public Housing Agency Annual Self-Inspections	84%	16%				
PH-11 Designated Housing Plan Renewals	96%	4%				
PH-10 Tenant Notifications for Changes to Project Rules and Regulations	86%	14%				
PH-1 Fiscal Closeout of Capital Grant Funds	87%	13%				
PH and HCV-9 Additional Time for Eligibility Determination: Social Security Number and Citizenship Verification	88%		5%	6%	1%	
PH and HCV-8 Additional Time for Eligibility Determination: Income Verification	83%		6%	9%	2%	
PH and HCV-7 Waiting List: Opening and Closing; Public Notice	86%		5%	6%	2%	
PH and HCV-6 Family Self-Sufficiency (FSS) Contract of Participation: Contract Extension	83%		9%	6%	1%	
PH and HCV-5 Enterprise Income Verification (EIV) Monitoring	76%		8%	12%	4%	
PH and HCV-4 Family Income and Composition: Interim Examinations	69%		11%	15%	5%	
PH and HCV-3 Family Income and Composition: Annual Examination; Income Verification Requirements	68%		12%	16%	5%	
PH and HCV-2 Family Income and Composition: Delayed Annual Examinations	76%		8%	11%	5%	
PH and HCV-1 PHA 5-Year and Annual Plan Submission Dates: Significant Amendment Requirements	77%		8%	10%	5%	
MS-3 Mainstream Age Eligibility to Enter HAP Contract Statutory Authority	96%	4%				
MS-2 Mainstream Criminal Background Screening	97%	3%				
MS-1 Mainstream Initial Lease Term	96%	4%				

7.1 Drop Down Menu to Select Analysis Level

The dropdown menu allows the user to select the analysis level for the dashboard. The user can select to analyze data on the Network, Field Office, State, Program Type, Size, MTW Status and specific criteria for the PH and HCV Waivers. The user should select the "Clear All Filters" button to remove the previous selections.

U.S. Department of Housing & Urban Development (HUD) CAWRT Notice PIH 2021-14 PH and HCV Waiver Details						
Clear All Filters	Network	Field Office	State	Program Type	Size	MTW Status
	All	All	All	All	All	All

8 Waiver Number to Description Mapping Report Page of the Dashboard

The Waiver Number to Description Mapping Report of the CAWRT Dashboard is located on Tab #6 and has one main section. The report lists all the COVID-19 waivers, by waiver category, as outlined in Notice PIH 2021-14 except for the following waivers:

- PH-5: Community Service and Self-Sufficiency Requirement (CSSR), superseded by item 12.e.: Community Service and Self-Sufficiency Requirement (CSSR) Suspension
- 11a: PHAS – Public Housing Assessment System
- 11b: SEMAP – Section Eight Management Assessment Program
- 11b-1: SEMAP Field Office Confirmatory Review
- 11b-2: SEMAP Certification Timing
- 12b: Designated Housing Plans: HUD 60-Day Notification
- 12c: Extension of Deadline for Programmatic Obligation and Expenditure of Capital Funds
- 12d: Section 6(j) 1- and 2-Year Substantial Improvement Requirement
- 12e: Community Service and Self-Sufficiency Requirement (CSSR) Suspension

The user may hover the cursor over the name of the waiver for an expanded description of the waiver

U.S. Department of Housing & Urban Development (HUD) CAWRT Notice PIH 2021-14 Waiver # to Description Mapping		
#	Waiver Number	Waiver Description
1	PH and HCV-1	PHA 5-Year and Annual Plan Submission Dates: Significant Amendment Requirements
2	PH and HCV-2	Family Income and Composition: Delayed Annual Examinations
3	PH and HCV-3	Family Income and Composition: Annual Examination; Income Verification Requirements
4	PH and HCV-4	Family Income and Composition: Interim Examinations
5	PH and HCV-5	Enterprise Income Verification (EIV) Monitoring
6	PH and HCV-6	Family Self-Sufficiency (FSS) Contract of Participation: Contract Extension
7	PH and HCV-7	Waiting List: Opening and Closing; Public Notice
8	PH and HCV-8	Additional Time for Eligibility Determination: Income Verification
9	PH and HCV-9	Additional Time for Eligibility Determination: Social Security Number and Citizenship Verification
10	HQS-1	Initial Inspection Requirements
11	HQS-2	Project-Based Voucher (PBV) Pre-HAP Contract Inspections: PHA Acceptance of Completed Units
12	HQS-3	Initial Inspection: Non-Life-Threatening; Deficiencies (NLT) Option
13	HQS-4	HQS Initial Inspection Requirement: Alternative Inspection Option
14	HQS-5	HQS Inspection Requirement: Biennial Inspections
15	HQS-6	HQS Interim Inspections
16	HQS-7	PBV Turnover Unit Inspections
17	HQS-8	PBV HAP; Contract: HQS; Inspections to Add or Substitute Units
18	HQS-9	HQS Quality Control Inspections
19	HQS-10	Housing Quality Standards: Space and Security
20	HQS-11	Homeownership Option: Initial HQS Inspection
21	HCV-1	Administrative Plan
22	HCV-2	Information When Family is Selected: PHA Oral Briefing
23	HCV-3	Term of Voucher: Extensions of Term
24	HCV-4	PHA Approval of Assisted Tenancy: When HAP Contract is Executed
25	HCV-5	Absence from Unit
26	HCV-6	Automatic Termination of HAP Contract
27	HCV-7	Increase in Payment Standard During HAP Contract Term
28	HCV-8	Utility Allowance Schedule: Required Review and Revision
29	HCV-9	Homeownership Option: Homeownership Counseling
30	HCV-10	Family Unification Program (FUP): FUP Youth Age Eligibility to Enter HAP Contract
31	HCV-11	Family Unification Program (FUP): Length of Assistance for Youth

Waiver Number HCV-2

Waiver Description Information When Family is Selected: PHA Oral Briefing

Detail Waived the requirement that an HCV or PBV family participate in an oral briefing but established an alternative requirement that allowed the PHA to conduct the briefing by other means such as a webcast, video call, or expanded information packet.