



HOME-ARP Allocation Plan

URBAN DEVELOPMENT

COMMUNITY DEVELOPMENT DIVISION

Contact for Questions & public comments:

Department of Urban Development

Community Development Division

Email: cdbg@hattiesburgms.com

Phone: 601-554-1006

Describe the consultation process including methods used and dates of consultation:

In order to incorporate input from service providers and agencies, the City of Hattiesburg, the MS BOS CoC, and the city's consultants met in September of 2022 to develop an outreach list. This project team also attended the September meeting of the Pinebelt Coalition on Homelessness, which is a monthly meeting attended by the majority of relevant organizations, to make the group aware of the Needs Assessment and Gap Analysis process and the subsequent process for drafting the plan. Contact information was distributed at this meeting for anyone in attendance that wanted to meet directly prior to/in addition to the planned outreach.

The consultant, Local Impact Analytics (LIA), with feedback and input from the rest of the project team, then developed an electronic survey through Google Forms that was distributed to the Pinebelt Coalition on Homelessness, the Pinebelt Community Foundation, and to the City of Hattiesburg administration directly.

This survey received approximately 30 responses from service providers in the area. The survey included the capability for respondents to provide their contact information and volunteer for a follow up interview. Representatives from LIA attempted to reach those respondents by email to schedule meetings. In the event that the email outreach was unsuccessful, LIA attempted to call those respondents to initiate a follow up discussion. In most cases, these calls/meetings were successfully completed.

The method of contact and outcome of the request can be found in the table below.

List the organizations consulted:

Agency/Org Consulted	Type of Agency/Org	Method of Consultation	Date of Primary Contact	Feedback
ASC	Homelessness, HIV/AIDS	Survey, email, meeting	10/21/2022	See narrative
The Spectrum Center	LGBT+ medical, mental health, legal resource center	Survey	10/26/2022	See narrative
Changes Resource Center	Mental health and homelessness	Survey, email, phone call	10/24/2022, 1/6/2023	No response
Community Development Inc.	Mental health, elderly and disabled	Survey	11/16/2022	See narrative
Domestic Abuse Family Shelter-DAFS	Domestic abuse	Survey, email, phone call	1/6/2023	See narrative
DREAM of Hattiesburg Inc	Drug abuse	Survey, email	10/24/2022	No response

Hope Community Collective		Survey, email, phone call	11/29/2022	See narrative
Mississippi Balance of State Curriculum of Care	Homeless services	Meetings	9/20/2022	See narrative
Living Independent for Everyone (LIFE) of Mississippi	Disabled	Survey	10/20/2022	See narrative
Hattiesburg Housing Authority	Public Housing Authority	Phone call	2/13/2023	See narrative
Not My Seed, Inc	Domestic violence and bullying	Survey	11/21/2022	See narrative
Pine Belt Coalition on Homelessness	Homelessness	Meeting	9/20/2022	See narrative
Pine Belt Community Foundation	Private organization	Survey	10/18/2022	See narrative
Pine Belt Mental Healthcare	Mental healthcare	Survey, email, phone call	10/24/2022, 1/6/2023	No response
Recover, Rebuild, Restore Southeast Mississippi (R3SM)	Private organization	Survey, phone call	1/4/2023	See narrative
The Salvation Army-Hattiesburg		Survey, email, phone call	1/5/2023	See narrative
Supportive Services for Veteran Families	Veterans services	Survey	10/17/2022	See narrative
USM – Institute for Disability Studies	Disabled	Survey, phone call	2/13/2023	See narrative
National Association for the Advancement of Colored People (NAACP)	Civil rights, fair housing	Phone call	2/23/2023	See narrative

City of Hattiesburg Administration	Public, all QPs	Meeting	10/21/2022	See narrative
--	-----------------	---------	------------	---------------

Summarize feedback received and results of upfront consultation with these entities:

In addition to the survey responses, we conducted several follow-up discussions with respondents that supplied contact information. Though we reached out by email and phone to each of these individuals, we were not able to make direct contact with everyone. For the purposes of anonymity, direct quotes and paraphrased feedback will not be directly attributed to specific individuals. We will organize this section by topic and provide relevant takeaways from each of these individual meetings or phone calls.

In the Spring of 2023, Judy Mellard with the Hattiesburg Housing Authority was contacted and provided input and information used in the Allocation Plan draft. In HUD’s initial response, the city was informed that the Regional Housing Authority must be consulted to meet the requirements.

Between June 7th and June 26th, 2023, LIA made multiple attempts to directly contact the Region VIII Housing Authority via phone using their main office contact number (601-582-7664) to solicit input and feedback on the Allocation Plan. LIA left voicemail messages at this number, and only had the call answered by a representative at the housing authority once. The individual answering the phone stated that she was unable to answer our questions and informed us that we would need to contact “corporate” to have this discussion. We confirmed with her that she was referring to the South Mississippi Housing Authority headquartered in Gulfport. Multiple attempts to contact this office via phone at (228) 831-2992 were unsuccessful, and calls were not returned.

In addition to the numerous meetings held with Community Development staff throughout the process of developing the Needs Assessment and Gap Analysis, LIA representatives met with the City of Hattiesburg’s Chief Administrative Officer, Ann Jones on October 21st, 2022. This was one of the earlier meetings held as part of the Needs Assessment and covered broad background information about the issue of homelessness in Hattiesburg. Much of the meeting focused on the issue of a temporary shelter, including the city’s perspective on interactions with the Salvation Army regarding stalled efforts to reestablish their emergency shelter. Discussion included the administration’s desire to facilitate the opening of a new shelter, as well as their desire to contract out the operations of the shelter to a qualified organization.

1. *Temporary Shelter*

One of the most prevalent topics that arose throughout the survey and community conversations was the absence of a temporary or emergency shelter in the city. Each of the individuals that we met with had unique insight into this issue from a variety of perspectives. First and foremost, the recognition that a temporary shelter is one of, if not the, most glaring needs for the city is practically universal. Until the 2017 tornado, the Salvation Army operated a shelter that consisted of 52 beds. Feedback from several respondents/interviewees suggested that even prior

to the tornado, there were disconnects between the shelter and the homeless population. For instance, one interviewee shared that state issued identification was an intake requirement for the shelter, which made it inaccessible for many of the most vulnerable members of the community. The operational costs of the shelter were also a heavy burden on the Salvation Army, which threatened the organization's ability to continue to operate other programs, such as the Boys and Girls Club.

After the tornado, and during the attempt to rebuild the shelter, Salvation Army leadership discovered that the building was not adequately insured. So, while the facility has been rebuilt to some extent, there are still major repairs and renovations that would be necessary for it to reopen. This includes plumbing, security systems, flooring, mold mitigation, and additional furnishings. There are also concerns about the location of the shelter, particularly its proximity to the organization's after school programs.

In the almost six years since the tornado, there has been little consensus on the best path forward. Although it seems like a simple solution should be to reopen the facility that previously served as the temporary shelter, the obstacles to that are not simply the lack of adequate funding. It is possible that another location would be more suitable and that another organization would be better situated to staff and operate an emergency shelter. The Salvation Army facility could then be repurposed as transitional housing, which would still provide a housing solution.

2. *Housing inventory*

Another common issue that arose in follow-up discussions was the need for more affordable housing inventory in general. Hattiesburg, like most of the country, has seen housing costs spike in recent years, driven in part by the impacts of the COVID-19 pandemic and subsequent economic and supply chain conditions. On top of the national housing environment, several areas of the city have yet to fully rebuild from a number of natural disasters (including tornadoes in both 2013 and 2017). This is shown in the vacant housing data discussed later in this report. We learned through follow up discussions that R3SM has assisted in the full reconstruction of 30 homes that were destroyed in 2017 and assisted with over 100 repairs to homes that were not completely destroyed. Even still, there are many more housing units that remain uninhabitable.

In addition to the single-family housing unit inventory, multiple respondents and interviewees highlighted the need for additional housing assistance across the board. Some focused on the need for more affordable multifamily housing development, some on the need for additional housing subsidies and rental assistance, and some focused primarily on housing needs for subpopulations (those suffering from addiction, domestic violence victims, or LGBT+ youth, for example). In many cases, such facilities/programs already exist, but are unable to fully meet the needs of the community due to lack of space or resources. Another concept discussed in one follow up interview was the possibility of "scattered site sheltering", which would provide a more flexible housing solution that could adapt to the needs of different populations while mitigating community pushback over the location of the facility.

3. *Interagency Collaboration*

Another frequent topic of discussion in follow-up interviews was the challenges in the community related to interagency collaboration. Meetings with BOS leadership revealed that Hattiesburg lags behind other areas in the state in terms of utilization of the CES and VI-SPDAT. From both the survey responses and follow-up discussions, it's clear that some organizations use these centralized systems inconsistently (if at all) which makes the entire system less reliable for those that do. Interestingly, nearly every survey respondent and many of those that we met with felt that there is a strong culture of collaboration between organizations in the city. The caveat being that the system of cross-agency referrals is generally informal and rooted in personal networks. The decentralized nature of this ecosystem makes it difficult for anyone to understand a full picture of what services are being provided, to whom, by whom, and to what extent.

An observation that was brought up more than once was that the resistance to using these tools is due primarily to a disconnect in understanding, not of how to use them but of the importance of their use. Many interviewees felt that opportunities for training have been sufficient, but that many organizations do not see the value they bring.

4. *Community Involvement*

Building on the conversations surrounding interagency collaboration, we frequently discussed the gap between the service providers and the community at-large. Nearly everyone we talked to mentioned that they interact with churches and faith-based organizations on a regular basis. In many cases, churches in the community are the first to make contact with an individual or family in need of services. Unlike the organizations providing direct services, church staff members are not familiar with or trained to use the CES. Instead, they will simply call relevant organizations with requests or to make referrals. Intentional outreach and education for churches, or similar organizations, that regularly interact with homeless individuals or those who are at-risk would greatly benefit the agencies providing direct services.

Another point of emphasis was the lack of professional diversity present at the Pine Belt Homeless Coalition meetings. One interviewee pointed out that the monthly meetings are well attended, but that those present are all either full-time employees or student interns for service providers. This individual expressed a desire to see more business leaders, healthcare professionals, and religious leadership present at these meetings. This would increase visibility of the needs of these organizations within the community and provide useful experience and perspectives that are not currently well-represented.

5. *Transient Populations*

Multiple individuals that we spoke with brought up the unique challenge of serving the homeless population in Hattiesburg, specifically as it pertains to a large subset of the population that is highly transient. Hattiesburg's central location between Jackson, the Gulf Coast, New Orleans, and Mobile, results in a significant number of homeless individuals that are "just passing through". Volunteers and service providers have long struggled with how to address this population, particularly with how to capture those individuals using the CES and VI-SPDAT. If

someone is entered into the system and then “leaves town”, there is not an accurate option available to resolve their case in the system.

To explain the impact of this issue, we will use a common example of a homeless individual arriving into Hattiesburg with plans to leave for a larger city within a few days. In these scenarios, agencies are put in a situation where they have two general options.

First, they can use the assessment tools and CES, even though they know that they will not be able to make contact with this person again. Overtime, this results in a list full of people identified in need of services that not only cannot be contacted but are likely no longer within 100 miles of the city. This reduces the effectiveness of the tool for those individuals that can benefit from local services and punishes the agencies for using the provided tools by negatively impacting their metrics for reasons that are outside of their control. Their second option is to try to provide services for the individual without using the centralized system and assessment tools. This results in an underreporting of activity and creates a barrier between the individual in need and the resources intended to assist them.

Importantly, the transient population is the most negatively impacted by the lack of a temporary shelter. Since these individuals have no intention of staying in Hattiesburg for longer than it will take them to find transportation to their next destination, intermediate/long-term housing solutions are not helpful to them. Additionally, the lack of reliable data undercuts local agencies’ ability to justify the need for very short-term services like overnight shelters or transportation assistance.

Public Participation

Describe the public participation process, including information about and the dates of the public comment period and public hearing(s) held during the development of the plan:

- ***Date(s) of public notice: 2/16/2023***
- ***Public comment period: start date – 2/16/2023 end date - 3/20/2023***
- ***Date(s) of public hearing: 8/1/2023***
- ***Public comment period: start date – 8/2/2023 end date – 9/1/2023***

Describe the public participation process:

The City conducted a Public Hearing on March 20, 2023, for the purpose of receiving community input on the draft creation of the HOME ARP Allocation Plan. The meeting was not well attended. On August 2, 2023, a public hearing was held to present the HOME-ARP Draft

Allocation Plan. Community turn-out was better than the initial input meeting. In addition to newspaper publications, the City utilized its website, community calendar and its Facebook page to provide notice of the hearings and comment periods.

Describe efforts to broaden public participation:

For public hearings, the City's website and local paper was used to promote the public hearing. Due to the low turn-out of the first meeting, for the August 2, 2023 meeting, the City's Chief Communications Officer was specifically engaged to utilize social media and the Neighborhood Coordinator assisted in identifying community residents to aid in promoting the public hearing.

Summarize the comments and recommendations received through the public participation process either in writing, or orally at a public hearing:

One comment was received from the March 20, 2023 meeting. Comment requested re-consideration of the proposed allocation of all available funding to a non-congregate shelter. Submission suggested funding consideration for supportive services, TBRA, and non-profit operating expenses. There were no comments received from the August 1, 2023 meeting.

Summarize any comments or recommendations not accepted and state the reasons why:

All comments and/or recommendations received were accepted.

Needs Assessment and Gaps Analysis

Describe the size and demographic composition of qualifying populations within the PJ's boundaries:

Homeless as defined in 24 CFR 91.5

Point in Time Count

Point in Time (PIT) Counts for this gap analysis utilizes data provided by the Mississippi Balance of State's (MSBOS) Regional Command Center. These PIT Counts utilize 24 CFR 91.5 as the basis for defining Homeless individuals. This data was for Forrest County, and therefore may contain individuals outside of the city limits of Hattiesburg. Given the population and homelessness services density of Hattiesburg, it is likely most of the individuals contained in the PIT Count for the county regularly traverse the city limits. PIT Counts for 2020 and 2022 were provided for this gap analysis, detailing age, gender, demographic, and chronically homeless status for all counted persons.

In 2020 there were 120 individuals experiencing homelessness within the county, with the majority of these individuals being over the age of 24 (115). In this same period, there were four (4) children under the age of 18 who were homeless and only one (1) adult between the ages of 18-24 experiencing homeless. The PIT Count for 2022 showed a 58% decrease in the total number of individuals experience homelessness, with only 69 total individuals experiencing homelessness within Forrest County in 2022. Children experiencing homelessness decreased to only one (1) child while adults between the ages of 18-24 increased to three (3). There were 29 individuals experiencing chronic homelessness in the 2020 PIT count, with a decrease of 35% to

19 as of the 2022 PIT Count. The number of veterans experiencing homelessness did not change in the 24-months between the two counts, with both the 2020 and 2022 PIT Count identifying six (6) veterans experiencing homelessness within Forrest County. However, it should be noted that it is likely that the individuals included in the count of veterans were different individuals based on variances in reported household size and demographic data for veterans in the 2020 and 2022 PIT Counts.

Data Quality

The PIT Counts for 2020 PIT contained seven (7) profiles missing ethnicity data, three (3) profiles missing race data, and one (1) profile missing household type data. Assuming that each missing data point is from a unique profile, the 2020 PIT Count still contains complete profiles for over 90% (110) of the homeless population in Forrest County. Due to this, the totals for subgroups experiencing homelessness may not add up to the total of reported individuals experiencing homelessness for the 2020 PIT Count. The 2022 PIT Count had no profiles with missing data.

The following tables highlight key data points from both PIT Counts so that the changes between the two years can be compared side by side. The entirety of both the 2020 and 2022 PIT Counts for Forrest County have been included in Appendix A of this analysis.

Table 1: Households without Children

	2020 Households Without Children	2022 Households Without Children
Total Households	111	57
Total Individuals	113	67
Members Age 18-24	1	3
Members Age 25+	112	64

Table 2: Households with One or More Children

	2020 Households with Children	2022 Households with Children
Total Households	2	1
Total Individuals	6	2
Members Age under 18	4	1
Members Age 25+	2	1

Table 3: Households by Gender

Gender	2020 Households	2022 Households
Male	83	48
Female	36	21
Transgender	0	0
Non-binary	0	0
Questioning	0	0

Table 4: Households by Ethnicity

Ethnicity	2020 Households	2022 Households
Non-Hispanic/Non-Latin(a)(o)(x)	106	66
Hispanic/Latin(a)(o)(x)	2	3

Table 5: Households by Race

Race	2020 Households	2022 Households
White	65	33
Black, African American, or African	38	33
Asian	0	0
American Indian, Alaska Native, or Indigenous	1	1
Native Hawaiian, or Pacific Islander	0	0
Multiple Races	4	0

Table 6: Households by Veteran Status

	2020 Households with Veterans	2022 Households with Veterans
Total Households	6	6
Total Individuals	6	8
Male	6	6
Female	0	0
Non-Hispanic/Non-Latin(a)(o)(x)	6	6
Hispanic/Latin(a)(o)(x)	0	0
White	4	4
Black	1	2
Multiple Races	1	0

Table 7: Chronically Homeless

	2020 PIT Count	2022 PIT Count
Households with Children	0	0
Households without Children	29	19
Veteran Households	0	1
Unaccompanied Youth	0	2

Table 8: Additional Homeless Population (Adults Only)

	2020 PIT Count	2022 PIT Count
Serious Mental Illness	25	13
Substance Use Disorder	23	7
HIV/AIDS	1	0
Survivors of Domestic Abuse	7	13

At Risk of Homelessness as defined in 24 CFR 91.5

The first criteria for an individual or family to be categorized as “at-risk of homelessness” by The United States Department Housing and Urban Development’s (HUD) definition is having a household income below 30% of the area’s median household income. The median household income for the City of Hattiesburg is \$36,729 (ESRI 2022), and the HUD defined threshold for 30% AMI for the city is \$13,200 for a household with only one (1) member. Within the city, there are an estimated 5,661 households that meet this criterion. While it is likely that there are more households with incomes less than 30% AMI, the number of households identified as earning under \$13,200 represents over 10% of the city’s population. Considering the number of households qualifying for the lowest possible AMI band, investigations of additional qualifications for income ranges are not necessary to validate the large population qualifying as at-risk of homelessness. Table 9 shows these block groups and the number of households falling below the threshold.

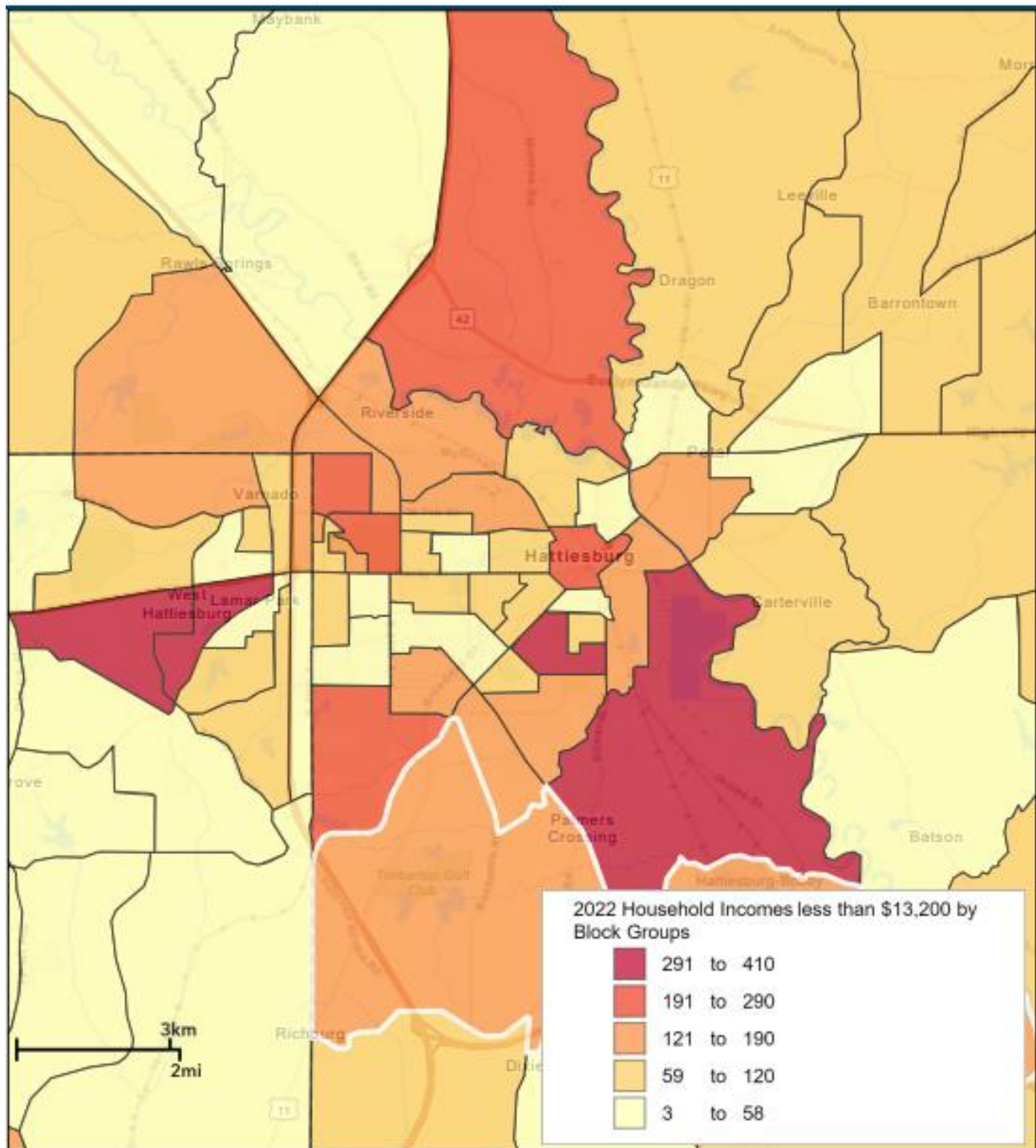
Table 9: 2022 Households with Incomes Less Than \$13,200 by Census Block Group

Block Group	2022 Household Incomes less than \$13,200	Block Group	2022 Household Incomes less than \$13,200
280350105.001	178	280350102.011	176
280350002.001	18	280350102.012	115
280350002.003	81	280350102.022	45
280350003.001	62	280350102.023	3
280350003.002	54	280350105.002	302
280350003.003	92	280350107.001	197
280350005.001	145	280350107.002	61
280350006.011	66	280350107.003	56
280350006.012	410	280730202.052	42
280350006.013	86	280730202.053	25
280350006.021	155	280730202.063	13
280350006.022	147	280730203.032	55
280350007.001	105	280730203.041	81

280350007.002	50	280730203.042	29
280350007.003	128	280730203.043	11
280350008.001	56	280730203.044	81
280350008.002	85	280730203.051	339
280350008.003	40	280730203.052	357
280350008.004	234	280730203.061	130
280350010.001	166	280730203.062	100
280350010.002	279	280730203.071	164
280350011.001	103	280730203.081	81
280350011.002	134	280730203.082	110
280350011.003	159	280730203.083	55

Source: 2022 ACS Survey

Figure 1: 2022 Households with Incomes less than \$13,200 by Census Block Group



Source: ESRI Community Analyst, 2022 ACS Survey

Fleeing or Attempting to Flee Domestic Violence, Dating Violence, Sexual Assault, Stalking, or Human Trafficking

According to data published by the Hattiesburg American, there were 233 domestic violence incidences in Hattiesburg in 2019. In 2020, that number rose over 20% to 282 cases. Through October of 2021, there were 280 total cases. In an interview conducted for this gap analysis with a representative from the Domestic Abuse Family Shelter, we learned that the shelter's 26 beds are consistently full. Additionally, while the PIT Count data shows consistent decreases in homelessness across demographics from 2020 to 2022, the number of individuals fleeing domestic violence nearly doubled from 7 to 13. All of these data points suggest a rise in need for resources and spaces dedicated to serving victims of domestic violence.

Other populations requiring services or housing assistance to prevent homelessness and other populations at greatest risk of housing instability:

HUD's definition of At Risk of Homelessness has eleven (11) qualifying criteria across three (3) different categories, making identifying all individuals or households from public data sources difficult. To provide comprehensive data set of the population that is at risk of homelessness within Hattiesburg, we have provided multiple sets of economic and demographic metrics across multiple geographic areas within the city that may have higher concentrations of individuals and families that are at risk of housing instability. These characteristics included disability status, housing costs as a percentage of income, age, and public assistance eligibility.

Table 10: Key Demographic Metrics Summary

Variable	Hattiesburg City, MS
2022 Total Population	48,750
2022 Household Population	43,042
2022 Median Household Income	\$36,729
2020 Households with 1+ Persons with a Disability	6,394
2020 Households with 1+ Persons with a Disability (%)	35.86%
2020 Households Receiving Food Stamps/SNAP	3,738
2020 Households Receiving Food Stamps/SNAP (%)	20.97%
2022 Unemployment Rate	5.9%
2022 Unemployed Population Age 16+	1,343
2022 Civilian Population 65+ in Labor Force	948
2022 Civilian Population Age 16+ in Labor Force	22,695
2020 Renter HHs with 1.51 or more Occupants per Room	143
2022 Senior Population (Age 65+)	6,444
2022 Population Age 25+: Less than 9th Grade	921
2022 Population Age 25+: 9-12th Grade/No Diploma	2,373
2020 Pop 18-64 Speak Spanish & No English	55
2020 Owner Households with No Vehicles	394

Disabled Persons

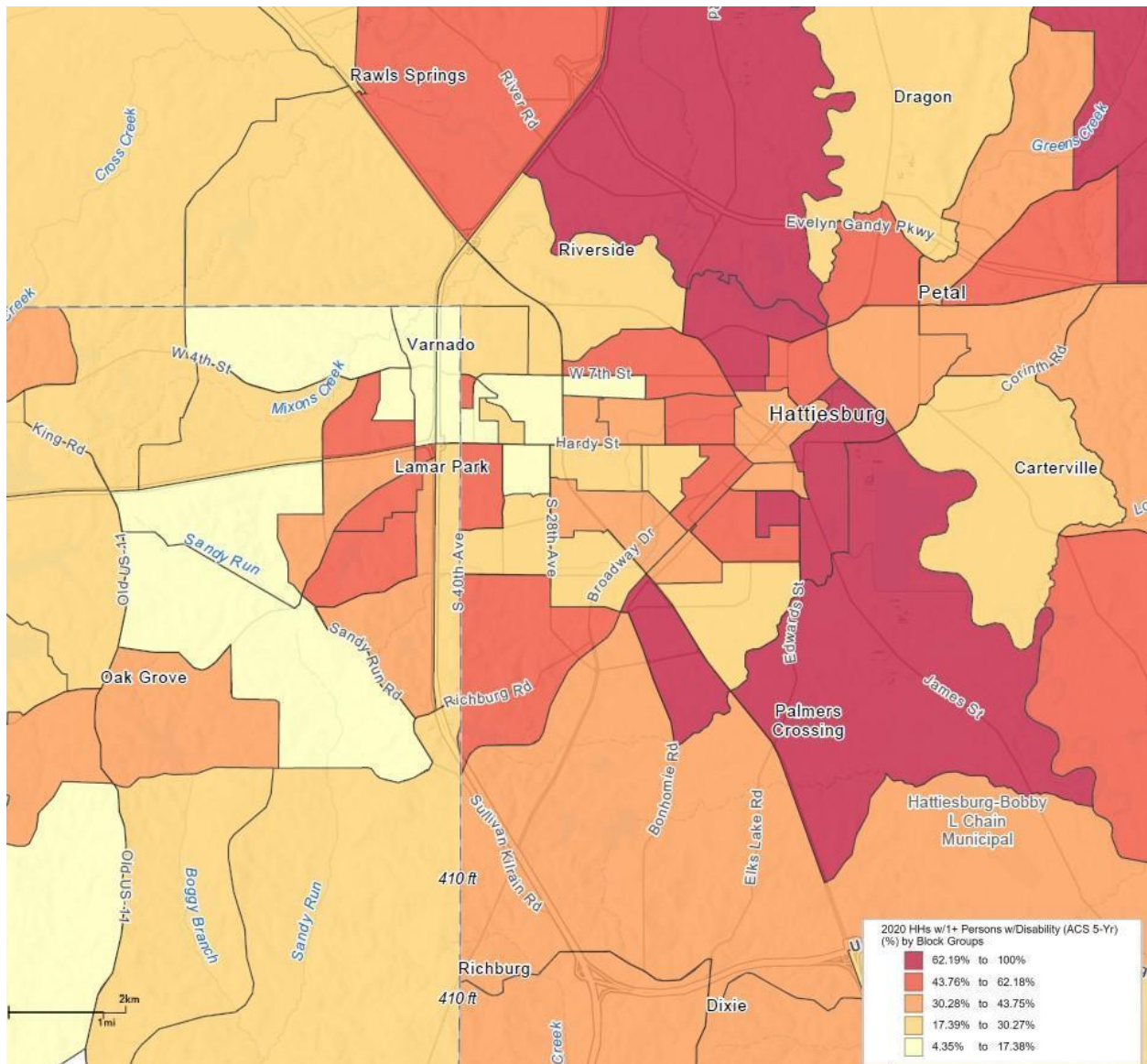
This dataset includes households with at least one (1) member that has a disability. Data containing the exact number of individuals that have a disability was not available, meaning the total individuals with disabilities in each block group could be higher than what is reported here. A household containing a member with a disability does not immediately indicate a need for assistance or an immediate risk of homelessness. However, there are few housing units within Hattiesburg and Forrest that provide specialized care for individuals with disabilities and rental assistance.

Table 11: Households with 1+ Persons with a Disability by Census Block Group

Block Group	Value	Percentage of 2020 Total Households (ACS 5-Yr)	Block Group	Value	Percentage of 2020 Total Households (ACS 5-Yr)
280350105.001	221	31%	280350102.011	189	25%
280350002.001	60	33%	280350102.012	177	29%
280350002.003	101	24%	280350102.022	176	47%
280350003.001	185	50%	280350102.023	31	23%
280350003.002	157	32%	280350105.002	560	71%
280350003.003	93	36%	280350107.001	102	43%
280350005.001	218	64%	280350107.002	183	73%
280350006.011	106	33%	280350107.003	84	50%
280350006.012	530	57%	280730202.052	183	25%
280350006.013	103	100%	280730202.053	40	18%
280350006.021	97	20%	280730202.063	129	18%
280350006.022	454	74%	280730203.032	56	7%
280350007.001	109	23%	280730203.041	170	34%
280350007.002	201	39%	280730203.042	70	23%
280350007.003	92	22%	280730203.043	194	61%
280350008.001	24	13%	280730203.044	176	45%
280350008.002	120	47%	280730203.051	232	34%
280350008.003	318	28%	280730203.052	85	13%
280350008.004	352	50%	280730203.061	74	17%
280350010.001	160	21%	280730203.062	142	28%
280350010.002	132	26%	280730203.071	31	4%
280350011.001	61	14%	280730203.081	14	5%
280350011.002	270	50%	280730203.082	36	11%
280350011.003	194	29%	280730203.083	103	51%

Source: 2020 ACS Survey

Figure 2: Households with 1+ Persons with a Disability by Census Block Group



Source: ESRI Community Analyst, 2020 ACS Survey

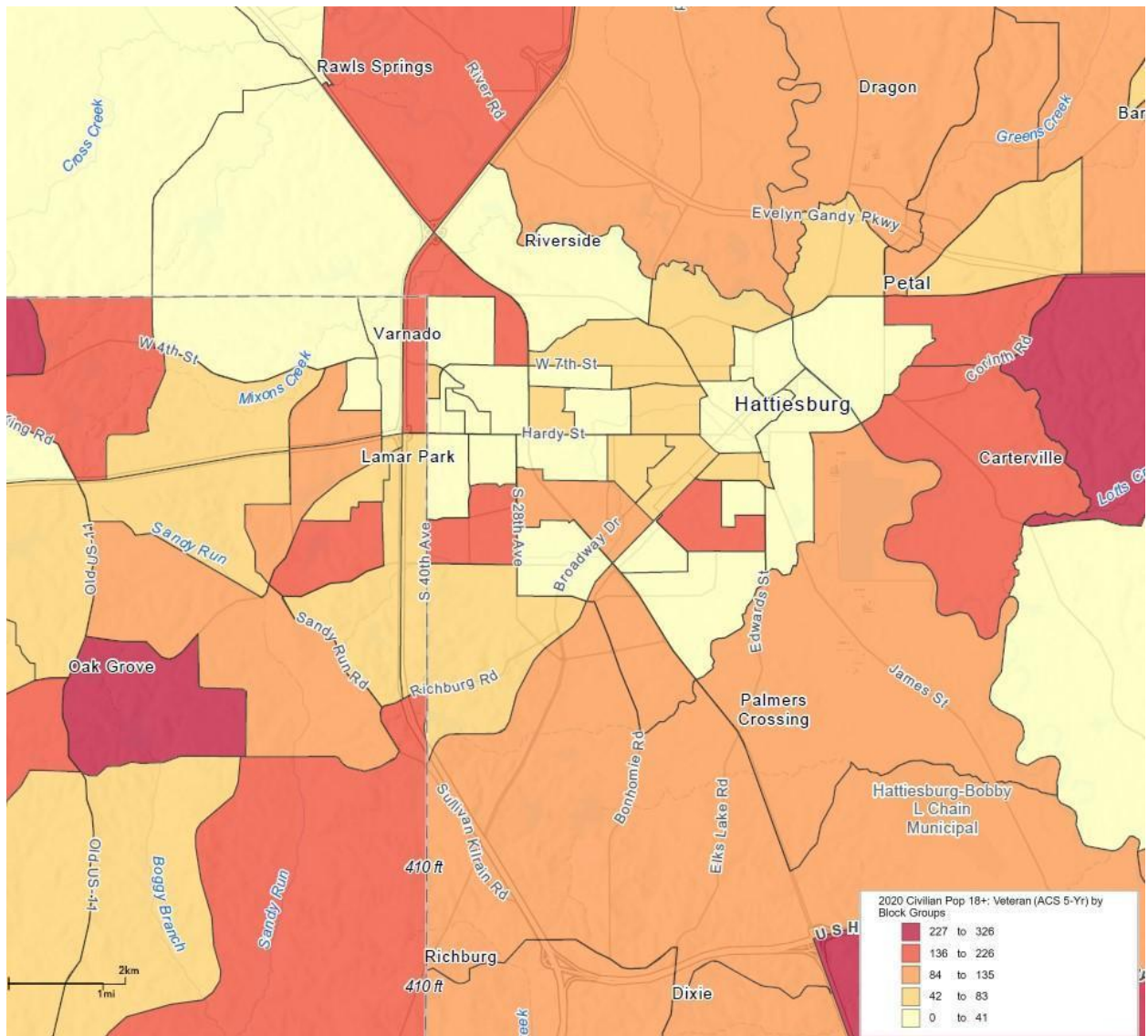
Veteran Status

Table 12: 2020 Veteran Status by Census Block Group

Block Group	Veteran Population	Block Group	Veteran Population
280350105.001	86	280350102.011	23
280350002.001	73	280350102.012	11
280350002.003	72	280350102.022	142
280350003.001	71	280350102.023	39
280350003.002	10	280350105.002	92
280350003.003	69	280350107.001	16
280350005.001	38	280350107.002	50
280350006.011	0	280350107.003	29
280350006.012	149	280730202.052	162
280350006.013	0	280730202.053	30
280350006.021	21	280730202.063	53
280350006.022	89	280730203.032	97
280350007.001	22	280730203.041	57
280350007.002	122	280730203.042	61
280350007.003	24	280730203.043	51
280350008.001	9	280730203.044	212
280350008.002	0	280730203.051	123
280350008.003	158	280730203.052	48
280350008.004	64	280730203.061	37
280350010.001	179	280730203.062	69
280350010.002	15	280730203.071	171
280350011.001	28	280730203.081	0
280350011.002	67	280730203.082	26
280350011.003	24	280730203.083	99

Source: 2020 ACS Survey

Figure 3: 2020 Veteran Population by Census Block Group



Source: ESRI Community Analyst, 2020 ACS Survey

Housing Costs

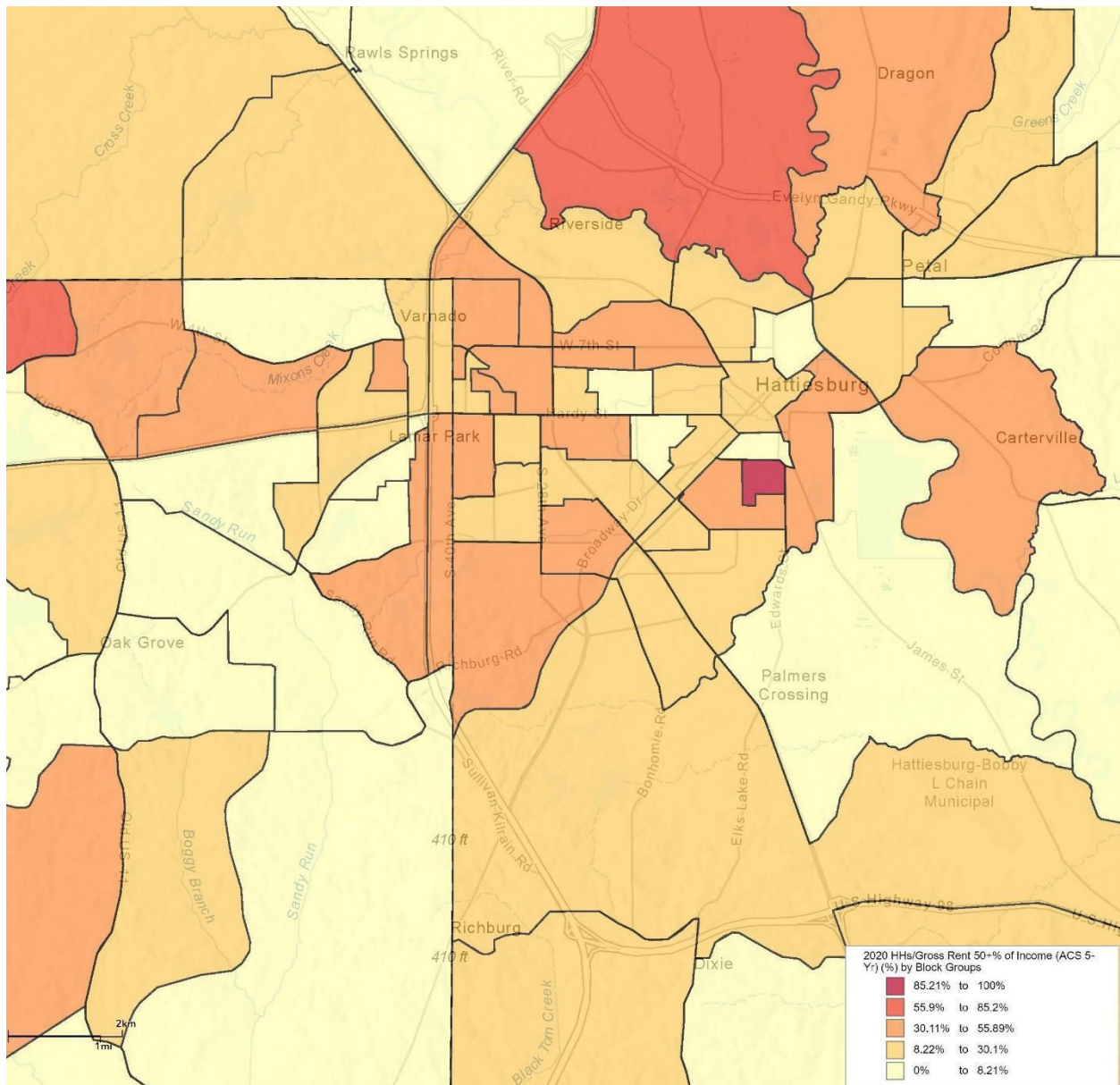
The only income driven determination of at risk of homelessness by HUD’s definition is based on household income vs. the Area Median Income (AMI). However, the guidelines for HOME-ARP (CPD-21-10) allows for funding to be directed to “Other Populations” including those “At Greatest Risk of Housing Instability”, which in part includes households paying 50% or more of their income in rent.

Table 13: 2020 Households with Gross Rent as 50%+ of Income by Census Block Group

Block Group	2020 HHs/Gross Rent 50+% of Income (ACS 5-Yr)	Percentage	Block Group	2020 HHs/Gross Rent 50+% of Income (ACS 5-Yr)	Percentage
280350010.001	296	47%	280350105.001	37	17%
280350010.002	190	48%	280350107.001	34	15%
280350011.001	173	49%	280350006.013	33	100%
280350006.012	167	32%	280350003.001	28	13%
280730203.071	160	22%	280350007.002	27	14%
280730203.062	151	40%	280350006.011	21	18%
280350008.004	141	40%	280730203.042	20	40%
280730202.052	137	32%	280350105.002	18	5%
280350011.003	129	21%	280350008.001	14	16%
280730203.041	127	32%	280350102.012	10	29%
280730203.082	117	35%	280730202.063	10	15%
280350007.001	95	47%	280350003.002	9	5%
280350007.003	82	39%	280350002.003	8	4%
280350006.022	72	12%	280730203.083	8	18%
280350008.003	69	21%	280730203.052	7	2%
280350006.021	64	19%	280730203.061	6	2%
280730203.081	64	26%	280350002.001	0	0%
280350011.002	62	32%	280350102.022	0	0%
280350005.001	59	39%	280350102.023	0	0%
280350008.002	48	39%	280350107.003	0	0%
280350102.011	48	12%	280730202.053	0	0%
280730203.051	48	13%	280730203.032	0	0%
280350107.002	44	22%	280730203.043	0	0%
280350003.003	42	26%	280730203.044	0	0%

Source: 2020 ACS Survey

Figure 4: 2020 Households with Gross Rent as 50%+ of Income by Census Block Group



Source: ESRI Community Analyst, 2020 ACS Survey

Senior Population

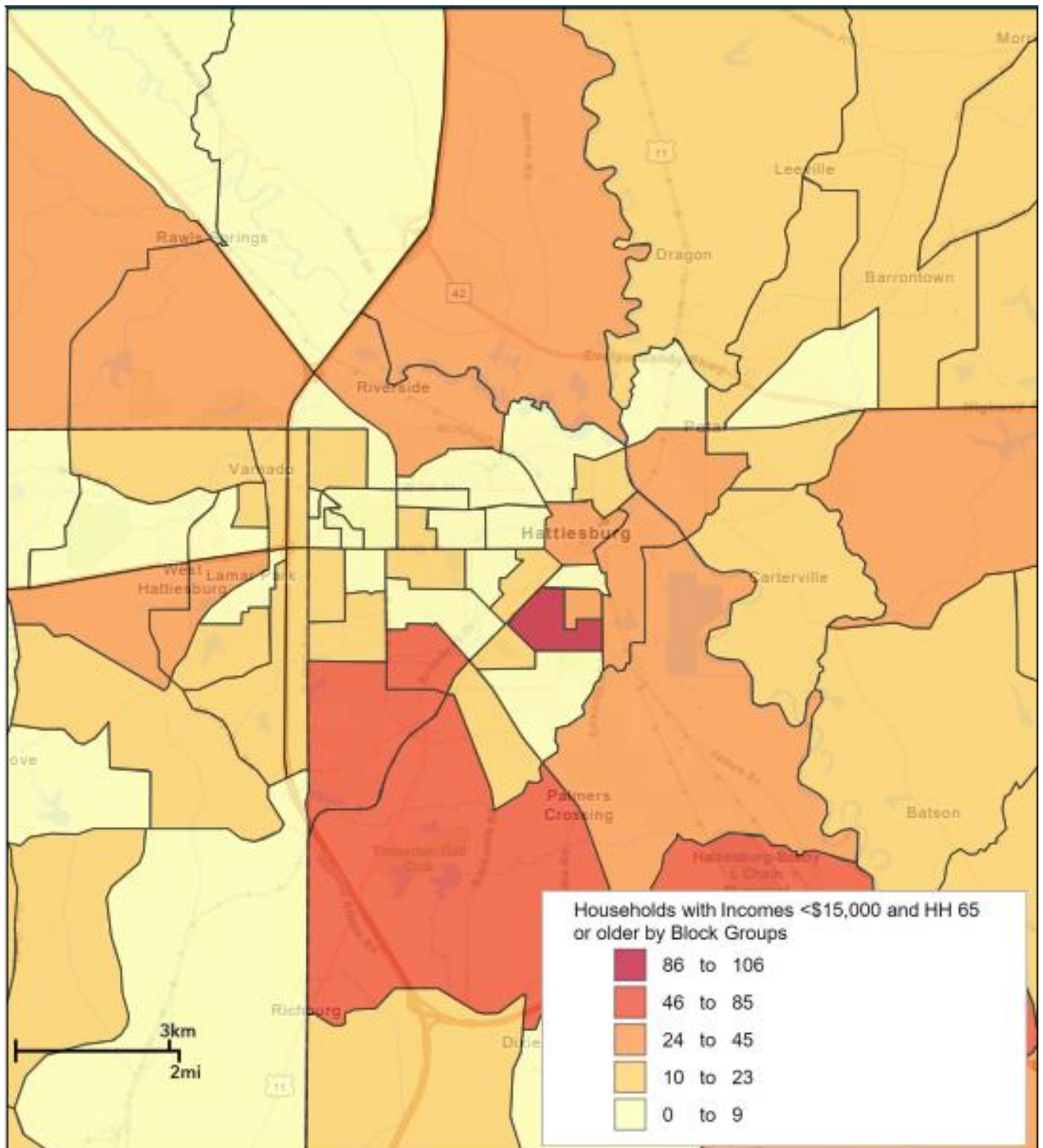
A major issue facing senior populations is the reality of living on fixed incomes with rising costs of living. There are also limited numbers of assisted living facilities that accept rental assistance. The following data shows the number of households in Hattiesburg by block group with a householder aged 65 or older and a household income of less than \$15,000.

Table 14: 2020 Seniors with Household Incomes <\$15,000

Block Group	Households with Incomes <\$15,000 and HH 65 or older	Block Group	Households with Incomes <\$15,000 and HH 65 or older
280350105.001	50	280350102.011	33
280350002.001	1	280350102.012	42
280350002.003	4	280350102.022	8
280350003.001	5	280350102.023	0
280350003.002	2	280350105.002	38
280350003.003	11	280350107.001	29
280350005.001	25	280350107.002	9
280350006.011	13	280350107.003	13
280350006.012	106	280730202.052	5
280350006.013	34	280730202.053	7
280350006.021	8	280730202.063	4
280350006.022	12	280730203.032	16
280350007.001	12	280730203.041	13
280350007.002	5	280730203.042	20
280350007.003	49	280730203.043	0
280350008.001	7	280730203.044	12
280350008.002	11	280730203.051	27
280350008.003	16	280730203.052	34
280350008.004	49	280730203.061	18
280350010.001	4	280730203.062	9
280350010.002	23	280730203.071	16
280350011.001	6	280730203.081	13
280350011.002	7	280730203.082	10
280350011.003	42	280730203.083	5

Source: 2020 ASC Survey

Figure 5: Seniors with Household Incomes <\$15,000



Source: ESRI Community Analyst, 2020 ACS Survey

Educational Attainment

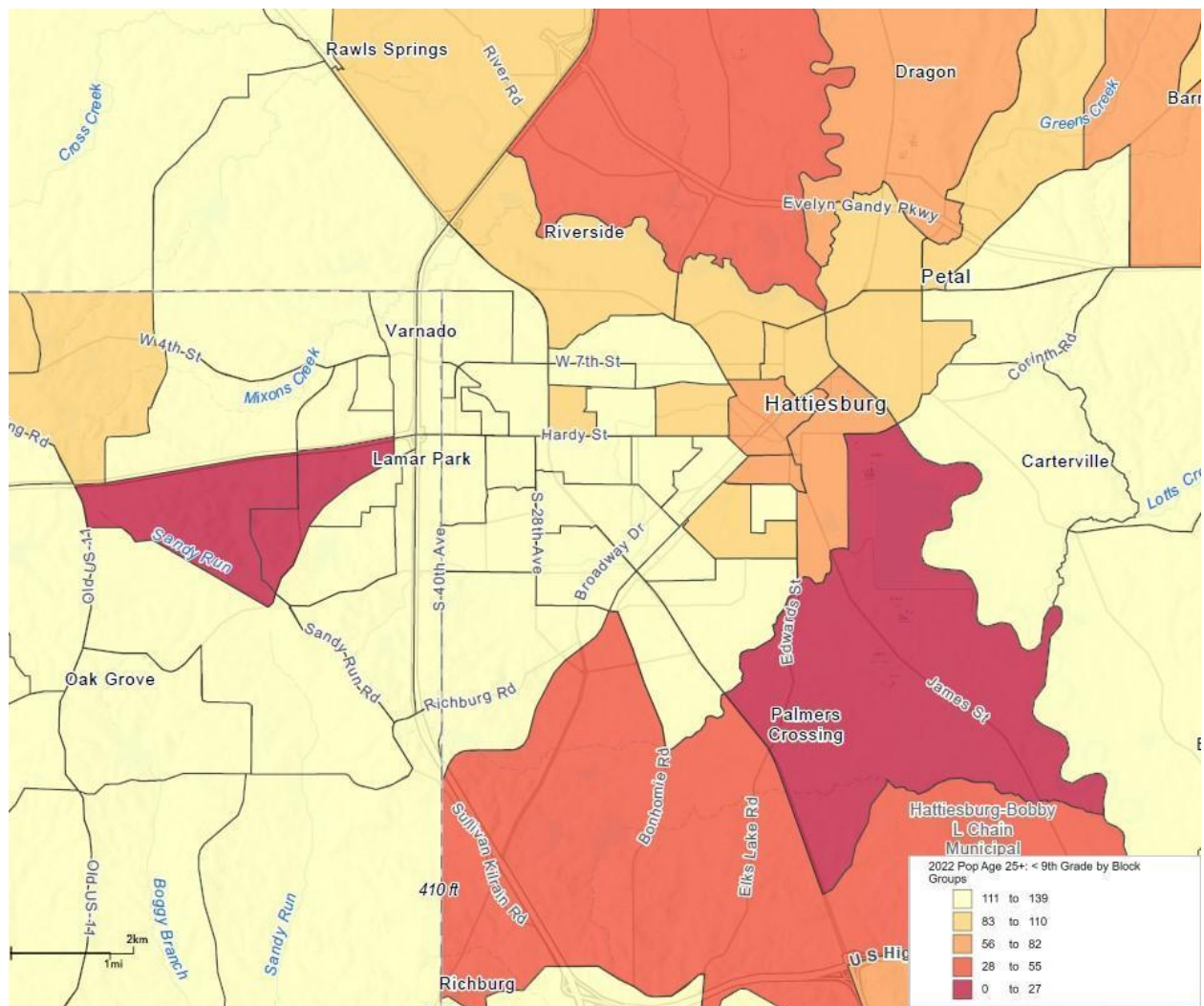
Educational Attainment is not directly a qualifier for at risk of homelessness or homelessness by HUD's definitions. However, income levels for households and individuals are closely tied to educational attainment. Areas with concentrations of individuals with low educational attainment often face a myriad of challenges that qualify them as at risk of homelessness or result in temporary or chronic homelessness.

Table 15: 2022 Population with No High School Education or Did Not Receive a High School Diploma by Census Block Group

Block Group	2022 Pop Age 25+: < 9th Grade	2022 Pop Age 25+: High School/No Diploma	Block Group	2022 Pop Age 25+: < 9th Grade	2022 Pop Age 25+: High School/No Diploma
280350105.001	98	71	280350102.011	10	52
280350002.001	64	53	280350102.012	7	43
280350002.003	26	44	280350102.022	52	121
280350003.001	52	110	280350102.023	0	39
280350003.002	20	63	280350105.002	128	154
280350003.003	39	11	280350107.001	63	152
280350005.001	81	68	280350107.002	28	62
280350006.011	26	22	280350107.003	33	36
280350006.012	35	361	280730202.052	31	20
280350006.013	0	127	280730202.053	18	12
280350006.021	1	32	280730202.063	9	20
280350006.022	2	33	280730203.032	9	117
280350007.001	6	7	280730203.041	20	24
280350007.002	0	52	280730203.042	23	38
280350007.003	18	39	280730203.043	13	16
280350008.001	18	96	280730203.044	22	26
280350008.002	0	0	280730203.051	121	218
280350008.003	0	6	280730203.052	121	219
280350008.004	14	170	280730203.061	0	62
280350010.001	0	51	280730203.062	0	38
280350010.002	1	67	280730203.071	15	54
280350011.001	12	38	280730203.081	9	32
280350011.002	17	58	280730203.082	12	43
280350011.003	44	63	280730203.083	6	22

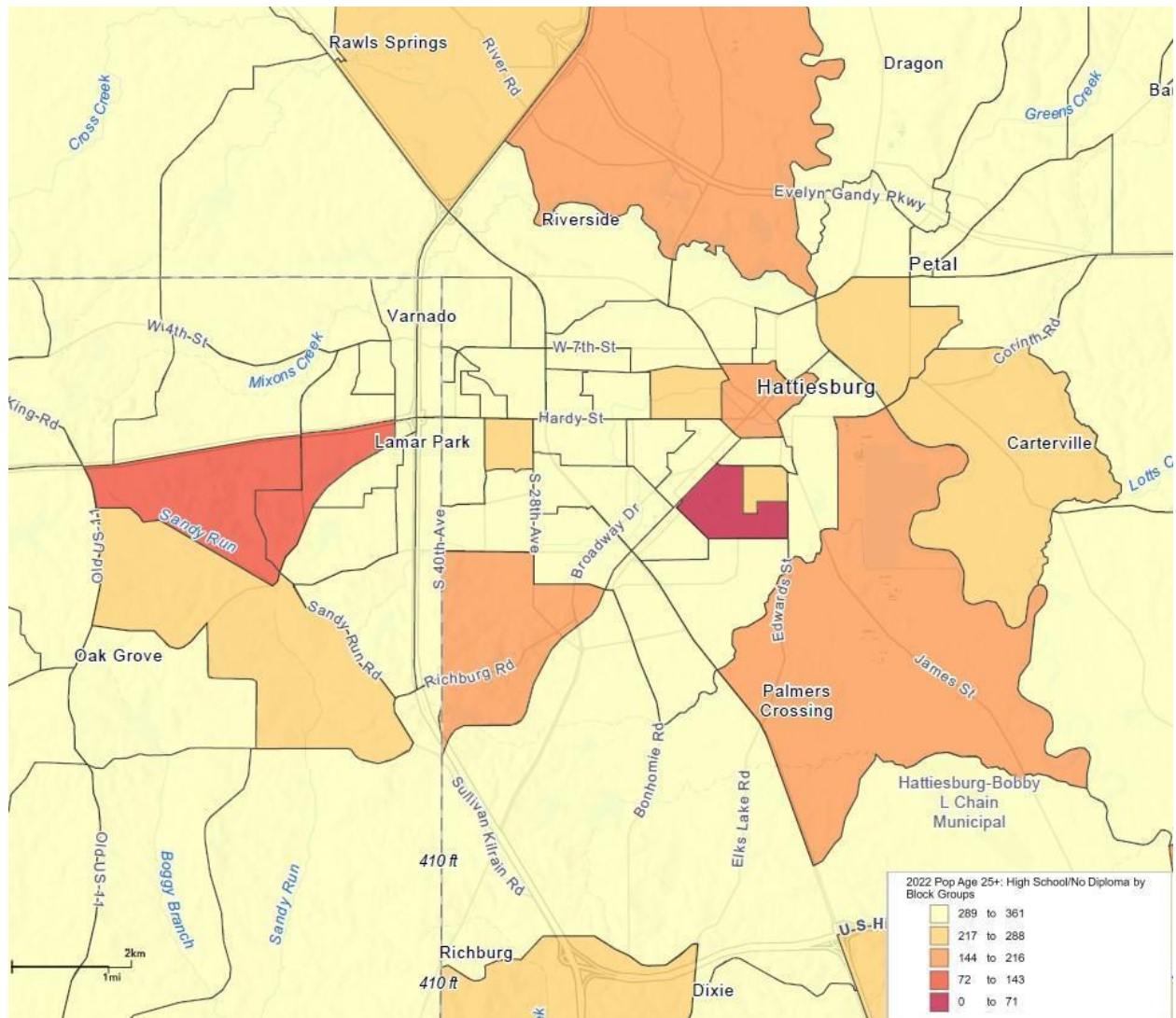
Source: 2020 ACS Survey

Figure 6: 2022 Population with Less Than 9th Grade Education by Census Block Group



Source: ESRI Community Analyst, 2022 ACS Survey

Figure 7: 2022 Populations with No High School Diploma



Source: ESRI Community Analyst, 2022 ACS Survey

Population Below Poverty Line Not Receiving SNAP Benefits

The income limits for receiving Supplemental Nutrition Assistance Program (SNAP) benefits are close to HUD's AMI bands for the 30% Limit and Very Low-Income categories for all household sizes in the Hattiesburg area. For smaller households, the difference in income levels for SNAP qualification vs. HUD's 30% Limit is less than 1%. While this alone does not directly qualify a household as at risk of homelessness, the HOME-ARP guidelines (CPD-21-10) do allow funds to be used to assist qualifying populations in "Obtaining federal, State, and local benefits". Therefore, data on households within Hattiesburg that qualify for but do not receive SNAP benefits indicates there are challenges facing populations within these areas that qualify as at risk of homelessness in accessing SNAP or other local, state, and federal benefits.

Table 16: 2020 Households Below Poverty Not Receiving Food Stamps/Snap Benefits by Census Tract

2020 HH Below Poverty Not Receiving Food Stamps/SNAP by Census Tract	
Census Tract	Value
280350002.00	118
280350003.00	172
280350005.00	66
280350007.00	216
280350008.00	343
280350009.00	499
280350010.00	563
280350011.00	340
280350105.00	106
280350106.01	154
280350106.02	268
280730203.04	141
280730203.05	100
280730203.06	237
280730203.07	106

Source: 2020 ACS Survey

2020 HH Below Pov. No Food Stamps/SNAP
(ACS 5-Yr) by Census Tracts

429 to 563
304 to 428
185 to 303
86 to 184
17 to 85

27

Unemployment

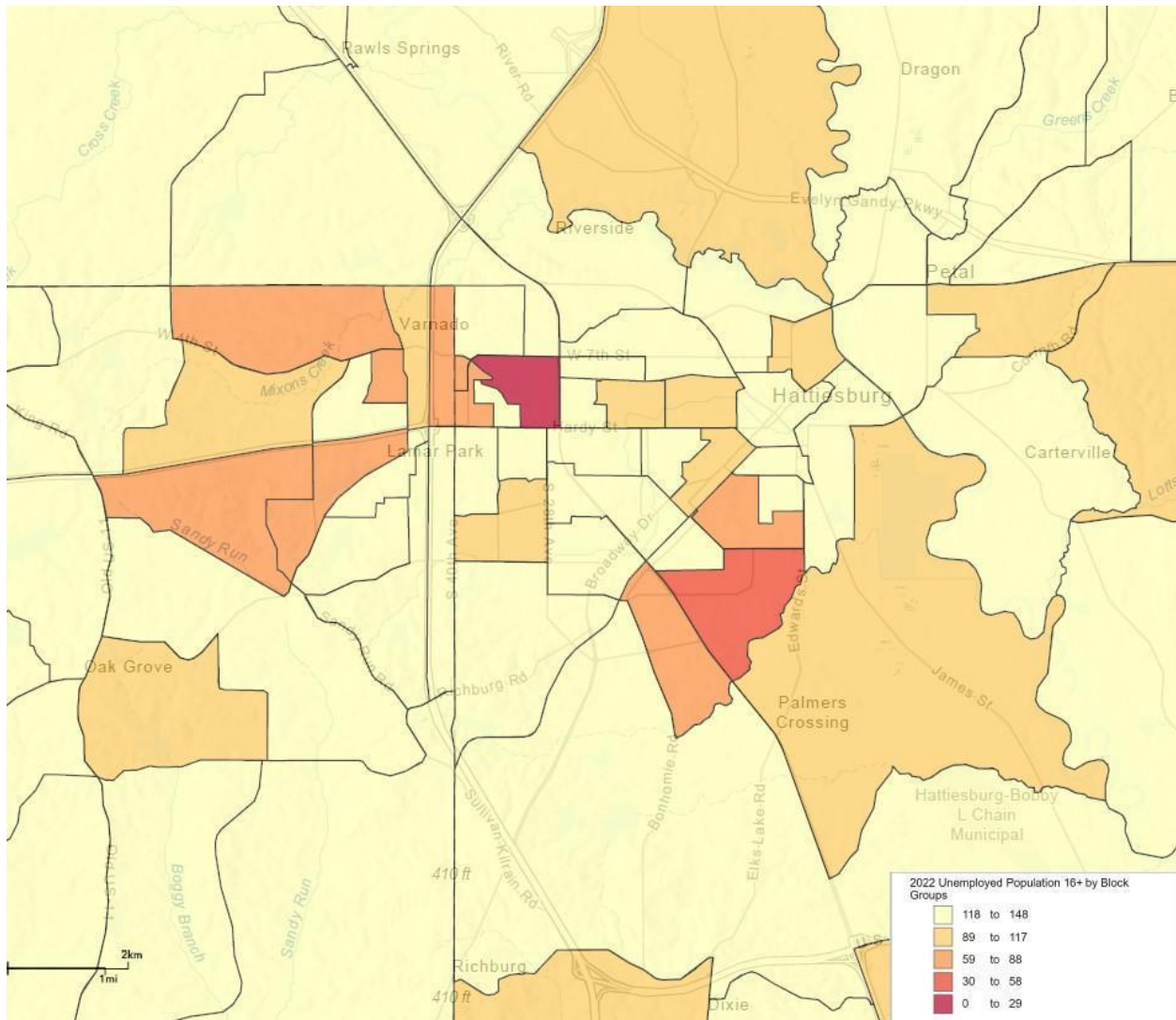
While unemployment is not a direct qualifier for at risk of homelessness or homelessness, individuals who are unemployed for significant portions of a year likely qualify as at risk of homelessness under HUD’s definition (24 *CFR* 91.5). Data on the length of unemployment by geographic location is not available for the Hattiesburg area, but areas with high unemployment rates are likely to contain many households and individuals that qualify for assistance rental assistance through HUD. the HOME-ARP guidelines (CPD-21-10) designate “Employment assistance and job training” as eligible uses for HOME-ARP funds.

Table 17: Unemployment Percentage of 2022 Civilian Population 16+ by Census Block Group

Block Group	Value	Percentage of 2022 Civ Pop 16+/Labor Force	Block Group	Value	Percentage of 2022 Civ Pop 16+/Labor Force
280350105.001	1	0.1%	280350102.011	29	3.6%
280350002.001	13	7.8%	280350102.012	26	3.6%
280350002.003	7	1.2%	280350102.022	21	4.7%
280350003.001	43	7.0%	280350102.023	24	11.5%
280350003.002	32	5.1%	280350105.002	58	6.9%
280350003.003	23	4.6%	280350107.001	12	4.0%
280350005.001	25	6.9%	280350107.002	16	7.6%
280350006.011	22	8.9%	280350107.003	30	24.6%
280350006.012	86	13.3%	280730202.052	11	1.4%
280350006.013	0	0.0%	280730202.053	7	1.5%
280350006.021	93	12.1%	280730202.063	15	1.9%
280350006.022	68	12.2%	280730203.032	27	1.8%
280350007.001	8	1.6%	280730203.041	22	3.1%
280350007.002	23	4.6%	280730203.042	4	1.1%
280350007.003	12	3.5%	280730203.043	0	0.0%
280350008.001	0	0.0%	280730203.044	24	3.0%
280350008.002	16	3.1%	280730203.051	86	13.9%
280350008.003	48	4.3%	280730203.052	87	13.9%
280350008.004	19	2.2%	280730203.061	72	5.2%
280350010.001	20	2.2%	280730203.062	44	5.2%
280350010.002	25	3.1%	280730203.071	74	7.6%
280350011.001	10	2.0%	280730203.081	44	7.6%
280350011.002	16	2.1%	280730203.082	59	7.6%
280350011.003	27	3.4%	280730203.083	28	7.5%

Source: 2022 ACS Survey

Figure 9: Unemployment Percentage of 2022 Civilian Population 16+ by Census Block Group



Source: ESRI Community Analyst, 2022 ACS Survey

Identify and consider the current resources available to assist qualifying populations, including congregate and non-congregate shelter units, supportive services, TBRA, and affordable and permanent supportive rental housing (Optional):

Congregate and Non-Congregate Shelter Units

As discussed throughout this document, there are currently no shelters operating in the City of Hattiesburg, and therefore there are no congregate or non-congregate shelter units.

Housing Inventory Count

Table 18: 2021 HUD Housing Inventory Count Data Summary

Project Name	Project Type	Housing Type	Beds HH w/ Children	Units HH w/ Children	Veteran Beds HH w/ Children	Beds HH w/o Children	Veteran Beds HH w/o Children	PIT Count	Total Beds
ASC - TBRA Permanent	PSH	Tenant-based scattered site	16	6	0	42	0	58	58
IDS - Project Recovery	RRH	Tenant-based scattered site	45	14	0	9	0	54	54
VASH - Regional Housing Authority No. VIII	PSH	Tenant-based scattered site				89	89	89	89
SSVF Oak Arbor - RRH	RRH	Tenant-based scattered site	4	2	4	26	26	30	30
1-2-1 Haven House	PSH	Site-based single site				8	0	5	8
227 Place	PSH	Site-based single site	15	5	0	10	0	17	25
ASC HOPWA Master Leasing	PSH	Tenant-based scattered site	0	0	0	5	0	1	5
GPD - Oak Arbor	TH	Site-based single site				24	24	9	24

Source: HUD 2021 HIC

Affordable Housing Inventory

Name	Number of Units	Population Served	Assistance Offered
Beverly Hills Homes	30	Family	Low-Income Housing Tax Credit
Briarfield Homes	148	Family	Public Housing
Burkett's Creek I	167	Family	Low-Income Housing Tax Credit
Burkett's Creek iii	40	Family	Low-Income Housing Tax Credit
Burkett's Creek Iv	31	Family	Low-Income Housing Tax Credit
Burkett's Creek V	31	Family	Low-Income Housing Tax Credit
Campbell Apartments	30	Family	Low-Income Housing Tax Credit
Caritas Manor	32	Elderly	Section 202 Housing
Choctaw Apartments	48	Family	Section 515 and Section 521 Housing
Eagle Wing Estates	24	Elderly	Section 202 Housing
Federation Towers	50	Elderly	Senior Citizen Low Income Housing subsidized by HUD
Forest Glen Apartments	100	Family	Section 8 Housing and Low-Income Housing Tax Credit
Francis Street Apartments	85	Family	Section 8 Housing
Greenbriar Apartments	100	Family	Section 8 Housing
Ivy Trace	7	Women	Women's Group Home
Lamar Villa Apartments	24	Family	Section 515 and Section 521 Housing
Lilac Estates	40	Family	Low-Income Housing Tax Credit
Mill Creek Place	74	Family	Low-Income Housing Tax Credit
North Hills Place	80	Family	Section 8 Housing
North Lamar Apartments	48	Family	Section 515 and Section 521 Housing
Overlook Apartments	120	Family	Section 8 Housing and Low-Income Housing Tax Credit
Palmer Heights	40	Family	Low-Income Housing Tax Credit
Palmer Heights ii	33	Family	Low-Income Housing Tax Credit
Park Pines Apartments	96	Family	Low-Income Housing Tax Credit
Piedmont Park Apartments	152	Family	Low-Income Housing Tax Credit
Pine Haven Estates	32	Family	Low-Income Housing Tax Credit
Pine Haven Estates iii	48	Family	Low-Income Housing Tax Credit
Pine Haven Heights 99	20	Family	Low-Income Housing Tax Credit
Pine Haven Heights ii	32	Family	Low-Income Housing Tax Credit

Pine Haven Heights Phase I	20	Family	Low-Income Housing Tax Credit
Robertson Place	148	Family	Public Housing
Southern Village A, B, & C	11	Family	Low-Income Housing Tax Credit
Spring Manor Apartments	32	Family	Low-Income Housing Tax Credit, Section 515, and Section 521 Housing
Vickers Estates	51	Family	Low-Income Housing Tax Credit
Village At the Beverly	52	Family	Section 8 Housing
Wesley Manor I	40	Elderly	Section 202 Housing
Wisteria Estates 01	29	Family	Low-Income Housing Tax Credit
Wisteria Estates 02	30	Family	Low-Income Housing Tax Credit
Wofford Part Apartments	15	Persons with Disabilities	Section 8 Housing

Source: HUD Resource Locator – Hattiesburg, MS

Support Agencies

Many of the agencies in the list below do not directly serve at risk of homelessness or homeless populations. However, due to the nature of the challenges that the populations they serve face, they often coordinate and assist support services and resources or directly provide resources to at risk of homelessness and homeless populations.

ASC

AIDS Services Coalition (ASC) is a non-profit organization that provides services and support for those who are living with or affected by HIV/AIDS. The organization offers educational services to assist in bringing health awareness into the community, and prevention services to help battle and decrease HIV diagnoses. The AIDS Services Coalition does not discriminate on the basis of race, sex, gender identification, sexual orientation, marital status, national origin, ethnicity, religion, HIV/AIDS status, homeless status, mental disability, or income.

Canopy Children's Solutions

Canopy Children's Solutions is Mississippi's largest and most comprehensive nonprofit provider of children's behavioral health, educational, and social solutions. Founded in 1912 as an adoption agency, Canopy has served the children and families of Mississippi for over 100 years. Today, Canopy serves all 82 counties in the state through a full range of innovative solutions.

Mississippi Department of Child Protection Services (MDCPS)

The Mississippi Department of Child Protection Services (MDCPS) was created as the state's lead child welfare agency by the 2016 Mississippi Legislature, separating it from the Mississippi Department of Human Services. MDCPS strives to keep Mississippi's children safely in their own families and communities, and if that is not possible, finding permanency for children as quickly as possible.

Changes Resource Center

Changes Resource Center is a grant funded initiative set up to provide essential needs and behavioral healthcare for individuals with mental illness experiencing homelessness. Community Support Specialists work to obtain housing for individuals seeking assistance on a housing first philosophy and collaborate with team members to provide therapy based on individual needs.

Christian Services, Inc.

Christian Services, Inc. (CSI) is a multi-faceted ministry where people can come together from individual churches and organizations to demonstrate love to a world of people who are in bondage to poverty, anger, frustration, and loneliness. CSI offers an environment to separate from old lifestyles while they learn new values and habits, and it is a place where values and conduct are continually being lifted up as an example to those who have been confused and/or misled. CSI is a tax-exempt non-profit organization supported by voluntary contributions.

Community Development Inc.

Community Development Inc. (CDI) is a certified Mental Health provider, providing services and support to the elderly and disabled population. As of 2017, CDI also provides services to the ID/DD population offering six new services such as Day Services Adult, Prevocational, Supervised Living, and Supported Living.

Dismas Charities

Dismas Charities is a not-for-profit company serving communities nationwide. The company gives men and women releasing from state and federal incarceration the skills and motivation to re-enter society as contributing members. The work of Dismas is to end the cycle of victimization and to heal the human spirit.

Domestic Abuse Family Shelter

Domestic Abuse Family Shelter Inc. (DAFS) is a private, non-profit United Way Agency that serves victims of domestic abuse and their children. DAFS offers support and self-esteem groups for survivors and is active in eleven counties in hopes of heightening public awareness and educating the public about domestic violence. DAFS also offers non-residential counseling and Case Management to the survivors of domestic violence.

DREAM of Hattiesburg Inc.

DREAM's RADAR Resource Center provides alcohol, tobacco, and other drugs (ATOD) abuse prevention print materials in South Mississippi, and also offers training and technical assistance in community mobilization, coalition development, youth leadership development, experiential learning, service-learning, evaluation, ATOD abuse prevention and other related topics.

Edwards Street Fellowship Center

Edwards Street Fellowship Center (ESFC) provides a helping hand to the poor, the under-served, and the suffering in the greater Hattiesburg area whose hand-to-mouth, day-to-day struggles

often emerged faster than they could be met. ESFC's primary service area is a large urban community on the southeast side of Hattiesburg, but the entire community spans the Pine Belt of South Mississippi region. The ESFC services are comprised of a food pantry, medical clinic, pet food bank, bible study fellowship, and many special events and programs.

Fellowship Health Clinic

Fellowship Health Clinic is a nonprofit organization under the 501(c)(3) designation of Edwards Street Fellowship Center, Inc. This free clinic in Hattiesburg, MS created by a group of medical, business, faith and community leaders offering free dental, pharmaceutical and medical services to people in the Hattiesburg area who fall in the healthcare gap.

Hope Community Collective

Project HOPE provides adult education classes to include life skills, anger management, drug and alcohol recovery, parenting education and mentorship. The organization works with various municipal, county and state-run departments, such as drug courts across multiple counties, the Mississippi Department of Corrections, and Child Protective Services.

Lighthouse Rescue Mission

Lighthouse Rescue Mission is a non-profit 501(c)(3) recovery and transitional facility for mothers and their children who are victims of abuse, homelessness and addiction. The Mission provides women and their children a safe place to live, and they also offer a comprehensive program of spiritual counseling and life skills training.

Mississippi Balance of State Curriculum of Care

The Mississippi Balance of State CoC (Curriculum of Care) is dedicated to streamlining and strengthening the current delivery of homeless services through greater collaborative planning, partnership and program execution. The focus of the Continuum of Care Coalition includes increasing services needed in the state, supporting the involvement of all agencies in Homeless Management Information Systems (HMIS), and facilitating increased commitment from area service providers and governments.

MS Coalition Against Domestic Violence (MCADV)

Founded in 1980, the organization focuses on addressing the many issues and intersections of domestic violence. MCADV works to ensure Education, Public Awareness, Technical Assistance, Resources Distribution, and Legal Services. MCADV's values include working towards social justice, self-determination and ending the oppression of domestic violence. The vision of early leaders from state domestic violence coalitions was to assist in the effort to end violence against women and its impact in the community.

Mississippi United to End Homelessness (MUTEH)

In 1991, Mississippi United to End Homelessness (MUTEH) began its mission to end homelessness in the state of Mississippi by providing the homeless population with appropriate housing, a connection to community resources, while stabilizing clients during the transitional

period. MUTEH continues to partner with organizations on local and state levels, as well as within cities around the state in a constant effort to serve the hardest-to-reach populations and put an end to homelessness.

Not My Seed, Inc

Not My Seed is a non-profit organization founded to bring awareness, support, and resources to victims and/or survivors of domestic violence and bullying.

Oak Arbor

Oak Arbor serves as a licensed addiction treatment center in Hattiesburg, MS that specializes in the transition period between primary addiction treatment and day-to-day life. The comprehensive program provides a safe, alcohol/drug-free environment offering independence with support to promote independent living without relapsing into addiction.

Pine Belt Coalition on Homelessness

The Pine Belt Coalition on Homelessness consists of social service agencies that are currently serving the homeless and low-income families, faith-based entities, and concerned citizens that are concerned about addressing homelessness in our community. The coalition meets on the 3rd Tuesday of the month providing an opportunity for service organizations in the Pine Belt Region of Mississippi to gather and explore ideas centered around the establishment of purpose, goals, and objectives for their region.

Pine Belt Community Foundation

Founded in 1997, the Pine Belt Community Foundation strives to connect donors to community needs, maximizing the impact of donations. The Pine Belt Foundation has grown to over 180 funds and has distributed more than \$25,000,000 throughout the Pine Belt. By managing and growing the charitable resources of individuals and corporations, the Pine Belt Foundation enables short- and long-term charitable impact.

Pine Belt Mental Healthcare

Based in Hattiesburg, Pine Belt Mental Healthcare Resources provides numerous mental health services in four main service areas: Adult, Child and Adolescent, Chemical Dependency and Intellectual/Developmental Disabilities. Services are available at 68 locations to residents of Covington, Forrest, Greene, Hancock, Harrison, Jeff Davis, Jones, Lamar, Marion, Pearl River, Perry, Stone, and Wayne counties as well as select services in Jackson County.

Recover, Rebuild, Restore Southeast Mississippi (R3SM)

The nonprofit was founded in 2006 as a long-term recovery agency to assist and support victims of Hurricane Katrina. An affiliate of the Mississippi Case Management Consortium, the independent organization's work continues by assisting residents affected by 2012's Hurricane Isaac, 2013's EF4 tornado, the 2017 tornado, and the 2019 Pine Belt Flooding. R3SM continues their mission to help the Pinebelt's most vulnerable recover from natural disasters, substandard

housing, economic crises, and the toxic effects of chronic poverty, rebuild homes, communities, and lives, and restore health, financial stability, dignity, and hope.

Regional Initiatives for Sustainable Education (RISE)

This organization serves the Mississippi region by connecting community partners in the execution of unified efforts to improve the educational and economic conditions in high poverty areas by eliminating current academic achievement gaps. RISE envisions a Mississippi where education is equitable and effective for all children regardless of economic status. Their mission is to conquer poverty by connecting communities in educational enhancement efforts.

St. Vincent de Paul

Founded in 1833 in Paris, France, the Society of St. Vincent de Paul harnesses the power of community and partnerships to feed, clothe, house, and heal individuals and families in our community who have nowhere else to turn for help. The Hattiesburg location in connection with St. Thomas Aquinas Church, supplies clothing, food, medicine, overnight housing, gas, utilities etc. to those with financial or material needs.

The Salvation Army- Hattiesburg

The Salvation Army was founded in 1852 in England by William, Catherine, and Evangeline Booth. The Salvation Army of Hattiesburg serves the community through a food pantry, social services, disaster services, holiday assistance, and more.

The Spectrum Center

The Spectrum Center was founded in 2014 with the purpose of being a resource and an advocate for the LGBTQ+ community in and around Hattiesburg, Mississippi. The Spectrum Center offers free HIV testing, and other health-related services through collaboration with the greater community, as well as social functions and support groups. Long-term plans include providing counseling, a community kitchen and pantry; and short-term emergency housing for LGBTQ+ youth who have been displaced.

Supportive Services for Veteran Families

Supportive Services for Veteran Families (SSVF) promotes housing stability among very low-income Veteran families who reside in or are transitioning to permanent housing from Jackson, MS south to the Mississippi gulf coast.

United Way

United Way brings people together to build strong, equitable communities where everyone can thrive. As one of the world's largest privately funded charities, they serve 95% of U.S. communities and 37 countries and territories -- making life better for 48 million people every year. Through United Way, communities tackle tough challenges and work with private, public, and nonprofit partners to boost education, economic mobility, and health resources.

USM- Institute for Disability Studies

The Institute for Disability Studies (IDS) has been impacting Mississippians with disabilities and their families for over 40 years. IDS has worked to provide technical assistance, training, resources, and support for Mississippians with disabilities and their families. IDS aims to provide pathways to a better life for people of all ages—infants, toddlers, school-age children, youth, workers, parents, families, and seniors.

WINGS

The mission of WINGS Program, Inc. is to provide housing, integrated services, education, and advocacy to end domestic violence. WINGS provide shelter for women and their children, who are coming out of domestic violence; to empower them to be a productive part of society and cultivate a loving environment for them and their children by helping them find a suitable home, and financial, emotional, physical, and spiritual stability.

Describe the unmet housing and service needs of qualifying populations:

Homeless as defined in 24 CFR 91.5

The most pressing need facing the homeless population of Hattiesburg is an emergency shelter. There are many other needs, including expanded access to healthcare and mental health services, but the lack of emergency shelter is glaring gap in the community. There are many other basic needs that overlap with the need for emergency/temporary shelter, including access to laundry services, showers, and a centralized location for coordinating resources.

At Risk of Homelessness as defined in 24 CFR 91.5

The consensus opinion of survey respondents, which is supported by the review of available subsidies and housing inventory data, is that the existing preventative measures for those at-risk of homelessness are currently stretched thin and are not adequate for the true needs in the community. In 2022, there are 1,107 more households with incomes 30% or less than the Area median income than there are housing units that accept/offer Section 8. Additionally, there are 653 more households that qualify for Low-Income Housing Tax Credits than there are rental units that qualify for the same program. Furthermore, the number of households living below the poverty line without SNAP benefits points to a need in certain areas of the community to educate those in need about the resources available to them. An expansion of these subsidies and targeted outreach is needed to provide greater stability to these households.

Table 21: Households Facing Housing Problems Overview

Category	Owner	Rental	Total
Household has at least 1 of 4 Housing Problems	1,200	6,035	7,235
Household has none of 4 Housing Problems OR cost burden not available no other problems	5,255	5,290	10,545

Total	6,450	11,325	17,780
-------	-------	--------	--------

Source: HUD's Comprehensive Housing Affordability Strategy Data

Table 22: Households Facing Severe Housing Problems

Category	Owner	Renter	Total
Household has at least 1 of 4 Severe Housing Problems	435	3,215	3,650
Household has none of 4 Severe Housing Problems OR cost burden not available no other problems	6,020	8,110	14,130
Total	6,450	11,325	17,780

Source: HUD's Comprehensive Housing Affordability Strategy Data

Table 23: Households by Housing Cost vs. Area Median income

	Household has at least 1 of 4 Housing Problems	Household has none of 4 Housing Problems OR cost burden not available no other problems	Total
Income by Housing Problems (Renters only)	Household has at least 1 of 4 Housing Problems	Household has none of 4 Housing Problems OR cost burden not available no other problems	Total
Household Income <= 30% HAMFI	2,260	900	3,160
Household Income >30% to <=50% HAMFI	1,690	370	2,060
Household Income >50% to <=80% HAMFI	1,450	480	1,930
Household Income >80% to <=100% HAMFI	330	895	1,225
Household Income >100% HAMFI	305	2,645	2,950
Gap in 30% Limit Rentals			1,107
Gap In Low-Income Rentals			653
Total Gap			1,760

Source: HUD's Comprehensive Housing Affordability Strategy Data

Fleeing, or Attempting to Flee, Domestic Violence, Dating Violence, Sexual Assault, Stalking, or Human Trafficking, as defined by HUD in the Notice

In October of 2021, the City of Hattiesburg announced the establishment of a new Domestic Violence Court that works with the Hattiesburg Police Department, the DAFS, and PBMH to provide more comprehensive programs for victims of domestic violence. This new resource was created in response to the noted rise in domestic violence incidences. A gap still exists for shelter spaces for these victims.

Other populations requiring services or housing assistance to prevent homelessness and other populations at greatest risk of housing instability as defined by HUD in the Notice

The needs of this population overlap significantly with homeless and at-risk populations covered above. There is a need for expanded housing inventory and access to resources, especially for those neighborhoods impacted by recent natural disasters.

Identify any gaps within the current shelter and housing inventory as well as the service delivery system:

The largest gap, as evidenced by community feedback and PIT count data, is the lack of an emergency or temporary shelter. The Salvation Army emergency shelter that previously served the city was closed in 2017 after extensive tornado damage. Though the facility was partially rebuilt and repaired, a plan for reopening has yet to be developed.

For the At-Risk of Homelessness populations, the cost of housing and access to affordable housing is a significant challenge. The primary source for this data is HUD's Comprehensive Housing Affordability Strategy data. Homeowners do not typically meet the definition of At-Risk of Homelessness (24 CFR 91.5) due to the financial mechanisms available to property owners, as low-income homeowners are not rendered immune to the risk of homelessness. Based on a review of the existing housing units in Hattiesburg that offer one or more of HUD's rental assistance programs (including Project Based Vouchers) and the number of individuals that qualify for said housing units, there is a total gap of 1,760 affordable housing units in Hattiesburg.

A unique element of housing in Hattiesburg is the impact and lingering effect of two tornados, an EF-4 in 2013 and an EF-3 in 2017, that severely damaged some of the most vulnerable residential areas in the city. These tornados displaced hundreds of residents, many of whom have yet to and may never return to their homes. The tornados also left behind hundreds of vacant housing units that need substantial renovation or complete rebuilds in some cases. The effort to rebuild after the storms is ongoing, with organizations such as R3SM making this effort a primary mission.

Under Section IV.4.2.ii.G of the HOME-ARP Notice, a PJ may provide additional characteristics associated with instability and increased risk of homelessness in their HOME-ARP allocation plan. These characteristics will further refine the definition of “other populations” that are “At Greatest Risk of Housing Instability,” as established in the HOME-ARP Notice. If including these characteristics, identify them here:

- Disabled Persons
- Veteran Status
- Senior Population
- Educational Attainment
- Population Below Poverty Line Not Receiving SNAP Benefits
- Unemployment

Identify priority needs for qualifying populations:

Homeless as defined in 24 CFR 91.5

As discussed throughout this plan, the priority need for the homeless population of Hattiesburg is the need for an emergency shelter.

At Risk of Homelessness as defined in 24 CFR 91.5

The priority needs for those considered At Risk of Homelessness is the gap between the number of households eligible for public assistance and the available resources and units available within these programs.

Fleeing, or Attempting to Flee, Domestic Violence, Dating Violence, Sexual Assault, Stalking, or Human Trafficking, as defined by HUD in the Notice

As previously discussed, the DAFS, which provides shelter for those falling into this population, is consistently at capacity and in need of expansion.

Other populations requiring services or housing assistance to prevent homelessness and other populations at greatest risk of housing instability as defined by HUD in the Notice

Beyond the need for emergency shelter and expanded rental assistance programs, a general challenge for the City of Hattiesburg is simply housing inventory, which has been severely impacted by natural disasters over the past decade.

Explain how the PJ determined the level of need and gaps in the PJ’s shelter and housing inventory and service delivery systems based on the data presented in the plan:

To identify the level of need and gaps in shelter and housing inventory and service delivery systems, the City leveraged a wide range of data sources including HUD’s Comprehensive Housing Affordability Strategy Data (CHAS), 2022 Environmental Systems Research Instituted Data (ESRI) the 2020 and 2022 Point in Time (PIT) count, the CoC, American Community Survey (ACS) estimates, and internal data from City agencies. This analysis was further informed by consultations with stakeholders including City Administrations, PHAs serving the PJ, CoC, and housing and social service providers serving QPs citywide.

HOME-ARP Activities

Describe the method(s) that will be used for soliciting applications for funding and/or selecting developers, service providers, subrecipients and/or contractors:

The City firmly believes several organizations have financial capacity for on-going operations of a shelter. The City has determined publishing a request for proposals to be the best method.

Describe whether the PJ will administer eligible activities directly:

The City plans to monitor the administration of the eligible activities awarded via request for proposal.

If any portion of the PJ's HOME-ARP administrative funds are provided to a subrecipient or contractor prior to HUD's acceptance of the HOME-ARP allocation plan because the subrecipient or contractor is responsible for the administration of the PJ's entire HOME-ARP grant, identify the subrecipient or contractor and describe its role and responsibilities in administering all of the PJ's HOME-ARP program:

A portion of HOME-ARP administrative funds will be expended prior to HUD'S acceptance of the HOME-ARP Allocation Plan. The City contracted with Local Impact Analytics to conduct the Needs Assessment and Gap Analysis used for the basis of the plan.

In accordance with Section V.C.2. of the Notice (page 4), PJs must indicate the amount of HOME-ARP funding that is planned for each eligible HOME-ARP activity type and demonstrate that any planned funding for nonprofit organization operating assistance, nonprofit capacity building, and administrative costs is within HOME-ARP limits.

Use of HOME-ARP Funding

	Funding Amount	Percent of the Grant	Statutory Limit
Supportive Services	\$ 0.00		
Acquisition and Development of Non-Congregate Shelters	\$ 914,161.40		
Tenant Based Rental Assistance (TBRA)	\$ 0.00		
Development of Affordable Rental Housing	\$ 0.00		
Non-Profit Operating	\$ 0.00	0 %	5%
Non-Profit Capacity Building	\$ 0.00	0 %	5%
Administration and Planning	\$ 161,322.60	15 %	15%
Total HOME ARP Allocation	\$ 1,075,484.00		

Describe how the PJ will distribute HOME-ARP funds in accordance with its priority needs identified in its needs assessment and gap analysis:

HOME-ARP funds will be concentrated on the construction of a non-congregate shelter. While there are many priority needs identified in this plan, the complete absence of an emergency shelter is one of the largest challenges facing the City of Hattiesburg that has no other immediately viable path towards a solution. In order to ensure that an adequate shelter can be

established, this plan proposes that 85% of the available funding will be put towards the construction of the shelter. The funds set aside for Administration and Planning will be used to finalize the plan for selecting a subgrantee, determining the details of the RFP, and carrying out all other federal requirements.

Describe how the characteristics of the shelter and housing inventory, service delivery system, and the needs identified in the gap analysis provided a rationale for the plan to fund eligible activities:

The gap analysis identified significant resource deficiencies within the City of Hattiesburg's housing inventory and service delivery system. However, even though these resources are not sufficient for the identifiable need, there are existing resources. In the case of the emergency shelter, the problem facing the city is not simply a gap between the available resource and the need, but rather a complete lack of any available resource. For that reason, this plan prioritizes filling the gap in the shelter inventory by allocating funding towards the construction of a non-congregate shelter.

HOME-ARP Production Housing Goals

Estimate the number of affordable rental housing units for qualifying populations that the PJ will produce or support with its HOME-ARP allocation:

N/A

Describe the specific affordable rental housing production goal that the PJ hopes to achieve and describe how the production goal will address the PJ's priority needs:

N/A

Preferences

A preference provides a priority for the selection of applicants who fall into a specific QP or category (e.g., elderly or persons with disabilities) within a QP (i.e., subpopulation) to receive assistance. A *preference* permits an eligible applicant that qualifies for a PJ-adopted preference to be selected for HOME-ARP assistance before another eligible applicant that does not qualify for a preference. A *method of prioritization* is the process by which a PJ determines how two or more eligible applicants qualifying for the same or different preferences are selected for HOME-ARP assistance. For example, in a project with a preference for chronically homeless, all eligible QP applicants are selected in chronological order for a HOME-ARP rental project except that eligible QP applicants that qualify for the preference of chronically homeless are selected for occupancy based on length of time they have been homeless before eligible QP applicants who do not qualify for the preference of chronically homeless.

Please note that HUD has also described a method of prioritization in other HUD guidance. Section I.C.4 of Notice CPD-17-01 describes Prioritization in CoC CE as follows:

“Prioritization. In the context of the coordinated entry process, HUD uses the term “Prioritization” to refer to the coordinated entry-specific process by which all persons in need of assistance who use coordinated entry are ranked in order of priority. The coordinated entry prioritization policies are established by the CoC with input from all community stakeholders and must ensure that ESG projects are able to serve clients in accordance with written standards that are established under 24 CFR 576.400(e). In addition, the coordinated entry process must, to the maximum extent feasible, ensure that people with more severe service needs and levels of vulnerability are prioritized for housing and homeless assistance before those with less severe service needs and lower levels of vulnerability. Regardless of how prioritization decisions are implemented, the prioritization process must follow the requirements in Section II.B.3. and Section I.D. of this Notice.”

If a PJ is using a CE that has a method of prioritization described in CPD-17-01, then a PJ has preferences and a method of prioritizing those preferences. These must be described in the HOME-ARP allocation plan in order to comply with the requirements of Section IV.C.2 (page 10) of the HOME-ARP Notice.

In accordance with Section V.C.4 of the Notice (page 15), the HOME-ARP allocation plan must identify whether the PJ intends to give a preference to one or more qualifying populations or a subpopulation within one or more qualifying populations for any eligible activity or project.

- Preferences cannot violate any applicable fair housing, civil rights, and nondiscrimination requirements, including but not limited to those requirements listed in 24 CFR 5.105(a).
- The PJ must comply with all applicable nondiscrimination and equal opportunity laws and requirements listed in 24 CFR 5.105(a) and any other applicable fair housing and civil rights laws and requirements when establishing preferences or methods of prioritization.

While PJs are not required to describe specific projects in its HOME-ARP allocation plan to which the preferences will apply, the PJ must describe the planned use of any preferences in its HOME-ARP allocation plan. This requirement also applies if the PJ intends to commit HOME-ARP funds to projects that will utilize preferences or limitations to comply with restrictive eligibility requirements of another project funding source. **If a PJ fails to describe preferences or limitations in its plan, it cannot commit HOME-ARP funds to a project that will implement a preference or limitation until the PJ amends its HOME-ARP allocation plan. For HOME-ARP rental housing projects, Section VI.B.20.a.iii of the HOME-ARP Notice (page 36) states that owners may only limit eligibility or give a preference to a particular qualifying population or segment of the qualifying population if the limitation or preference is described in the PJ’s HOME-ARP allocation plan.** Adding a preference or limitation not previously described in the plan requires a substantial amendment and a public comment period in accordance with Section V.C.6 of the Notice (page 16).

Identify whether the PJ intends to give preference to one or more qualifying populations or a subpopulation within one or more qualifying populations for any eligible activity or project:

The City of Hattiesburg will prioritize admission of individuals or households in the homeless qualifying population or domestic violence/sexual assault/trafficking qualifying population over the other qualifying populations. Members of all four qualifying populations are eligible to apply for and be admitted to the City of Hattiesburg HOME-ARP programming.

The City of Hattiesburg and HOME-ARP funded agencies, will enter into a written agreement with the Mississippi Balance of State to use its Coordinated Entry system to accept applicants from all qualifying populations for HOME-ARP projects and activities. The MSBOS Coordinated Entry selects individuals and families in the Homeless qualifying populations for referrals for HOME-ARP assistance before those in other qualifying populations, in accordance with its written agreement with the City of Hattiesburg.

If a preference was identified, explain how the use of a preference or method of prioritization will address the unmet need or gap in benefits and services received by individuals and families in the qualifying population or subpopulation of qualifying population, consistent with the PJ's needs assessment and gap analysis:

The preference for the homeless qualifying population will address an unmet need in the City of Hattiesburg since the significant majority of homeless in Hattiesburg is unsheltered.

Referral Methods

PJs are not required to describe referral methods in the plan. However, if a PJ intends to use a coordinated entry (CE) process for referrals to a HOME-ARP project or activity, the PJ must ensure compliance with Section IV.C.2 of the Notice (page10).

A PJ may use only the CE for direct referrals to HOME-ARP projects and activities (as opposed to CE and other referral agencies or a waitlist) if the CE expands to accept all HOME-ARP qualifying populations and implements the preferences and prioritization established by the PJ in its HOME-ARP allocation plan. A direct referral is where the CE provides the eligible applicant directly to the PJ, subrecipient, or owner to receive HOME-ARP TBRA, supportive services, admittance to a HOME-ARP rental unit, or occupancy of a NCS unit. In comparison, an indirect referral is where a CE (or other referral source) refers an eligible applicant for placement to a project or activity waitlist. Eligible applicants are then selected for a HOME-ARP project or activity from the waitlist.

The PJ must require a project or activity to use CE along with other referral methods (as provided in Section IV.C.2.ii) or to use only a project/activity waiting list (as provided in Section IV.C.2.iii) if:

1. the CE does not have a sufficient number of qualifying individuals and families to refer to the PJ for the project or activity;

2. the CE does not include all HOME-ARP qualifying populations; or,
3. the CE fails to provide access and implement uniform referral processes in situations where a project's geographic area(s) is broader than the geographic area(s) covered by the CE

If a PJ uses a CE that prioritizes one or more qualifying populations or segments of qualifying populations (e.g., prioritizing assistance or units for chronically homeless individuals first, then prioritizing homeless youth second, followed by any other individuals qualifying as homeless, etc.) then this constitutes the use of preferences and a method of prioritization. To implement a CE with these preferences and priorities, the PJ **must** include the preferences and method of prioritization that the CE will use in the preferences section of their HOME-ARP allocation plan. Use of a CE with embedded preferences or methods of prioritization that are not contained in the PJ's HOME-ARP allocation does not comply with Section IV.C.2 of the Notice (page10).

Identify the referral methods that the PJ intends to use for its HOME-ARP projects and activities. PJ's may use multiple referral methods in its HOME-ARP program. (Optional):

Multiple referral methods will be in use for HOME-ARP projects and activities. Including the Mississippi Balance of State CoC's centralized referral hotline, online portal, and outreach teams. As well as community referrals from hot meal services, faith-based organizations, law enforcement, social services, and other community access points.

If the PJ intends to use the coordinated entry (CE) process established by the CoC, describe whether all qualifying populations eligible for a project or activity will be included in the CE process, or the method by which all qualifying populations eligible for the project or activity will be covered. (Optional):

The Mississippi Balance of State Continuum of Care Coordinated Entry System will expand to include all qualifying populations within HOME-ARP

If the PJ intends to use the CE process established by the CoC, describe the method of prioritization to be used by the CE. (Optional):

The Mississippi Balance of State Continuum of Care will apply preferences and prioritization in accordance with the preferences and prioritization established in the HOME-ARP allocation plan.

If the PJ intends to use both a CE process established by the CoC and another referral method for a project or activity, describe any method of prioritization between the two referral methods, if any. (Optional):

The standard prioritization methods across all programs in the Mississippi Balance of State Continuum of Care: VI-SPDAT assessment tool for individuals and families in literal homelessness and a Homeless Prevention assessment tool for those that are considered "at-risk."

Limitations in a HOME-ARP rental housing or NCS project

Limiting eligibility for a HOME-ARP rental housing or NCS project is only permitted under certain circumstances.

- PJs must follow all applicable fair housing, civil rights, and nondiscrimination requirements, including but not limited to those requirements listed in 24 CFR 5.105(a). This includes, but is not limited to, the Fair Housing Act, Title VI of the Civil Rights Act, section 504 of Rehabilitation Act, HUD's Equal Access Rule, and the Americans with Disabilities Act, as applicable.
- A PJ may not exclude otherwise eligible qualifying populations from its overall HOME-ARP program.
- Within the qualifying populations, participation in a project or activity may be limited to persons with a specific disability only, if necessary, to provide effective housing, aid, benefit, or services that would be as effective as those provided to others in accordance with 24 CFR 8.4(b)(1)(iv). A PJ must describe why such a limitation for a project or activity is necessary in its HOME-ARP allocation plan (based on the needs and gap identified by the PJ in its plan) to meet some greater need and to provide a specific benefit that cannot be provided through the provision of a preference.
- For HOME-ARP rental housing, section VI.B.20.a.iii of the Notice (page 36) states that owners may only limit eligibility to a particular qualifying population or segment of the qualifying population if the limitation is described in the PJ's HOME-ARP allocation plan.
- PJs may limit admission to HOME-ARP rental housing or NCS to households who need the specialized supportive services that are provided in such housing or NCS. However, no otherwise eligible individuals with disabilities or families including an individual with a disability who may benefit from the services provided may be excluded on the grounds that they do not have a particular disability.

Describe whether the PJ intends to limit eligibility for a HOME-ARP rental housing or NCS project to a particular qualifying population or specific subpopulation of a qualifying population identified in section IV.A of the Notice:

N/A

If a PJ intends to implement a limitation, explain why the use of a limitation is necessary to address the unmet need or gap in benefits and services received by individuals and families in the qualifying population or subpopulation of qualifying population, consistent with the PJ's needs assessment and gap analysis:

N/A

If a limitation was identified, describe how the PJ will address the unmet needs or gaps in benefits and services of the other qualifying populations that are not included in the limitation through the use of HOME-ARP funds (i.e., through another of the PJ's HOME-ARP projects or activities):

N/A

HOME-ARP Refinancing Guidelines

If the PJ intends to use HOME-ARP funds to refinance existing debt secured by multifamily rental housing that is being rehabilitated with HOME-ARP funds, the PJ must state its HOME-ARP refinancing guidelines in accordance with 24 CFR 92.206(b). The guidelines must describe the conditions under which the PJ will refinance existing debt for a HOME-ARP rental project, including:

- *Establish a minimum level of rehabilitation per unit or a required ratio between rehabilitation and refinancing to demonstrate that rehabilitation of HOME-ARP rental housing is the primary eligible activity*

N/A

- *Require a review of management practices to demonstrate that disinvestment in the property has not occurred; that the long-term needs of the project can be met; and that the feasibility of serving qualified populations for the minimum compliance period can be demonstrated.*

N/A

- *State whether the new investment is being made to maintain current affordable units, create additional affordable units, or both.*

N/A

- *Specify the required compliance period, whether it is the minimum 15 years or longer.*

N/A

- *State that HOME-ARP funds cannot be used to refinance multifamily loans made or insured by any federal program, including CDBG.*

N/A

- *Other requirements in the PJ's guidelines, if applicable:*

N/A