

— HOME Investment Partnerships (HOME) Program —  
**Program Progress Dashboard**



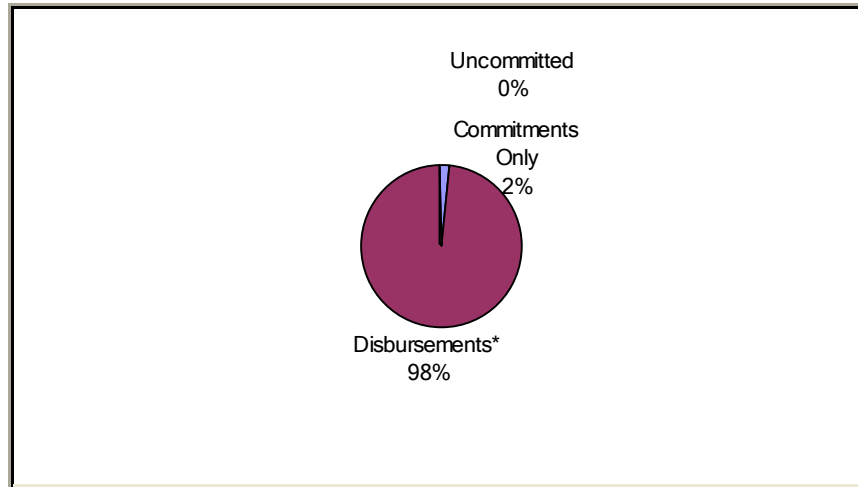
Cumulative as of 09/30/11

Participating Jurisdiction (PJ): **Missoula, MT**

PJ Since: **2003**

**(1) Status of Funds**

Total HOME Allocations Received: **\$4,859,783**



\* "Disbursements" include previously committed funds.

**(2) Unit Production - Completions**

Last Quarter (July 1 - September 30, 2011):

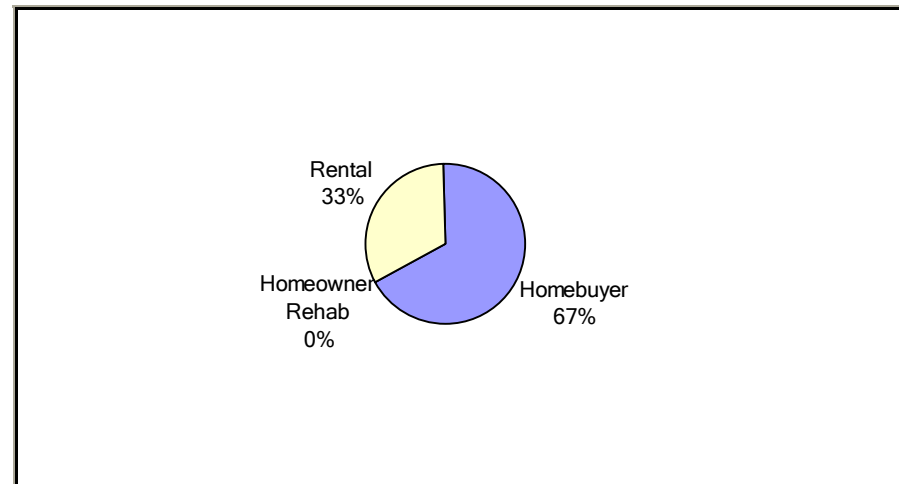
Net Increase: **2**

Cumulative Since: 2003

Total: **162**



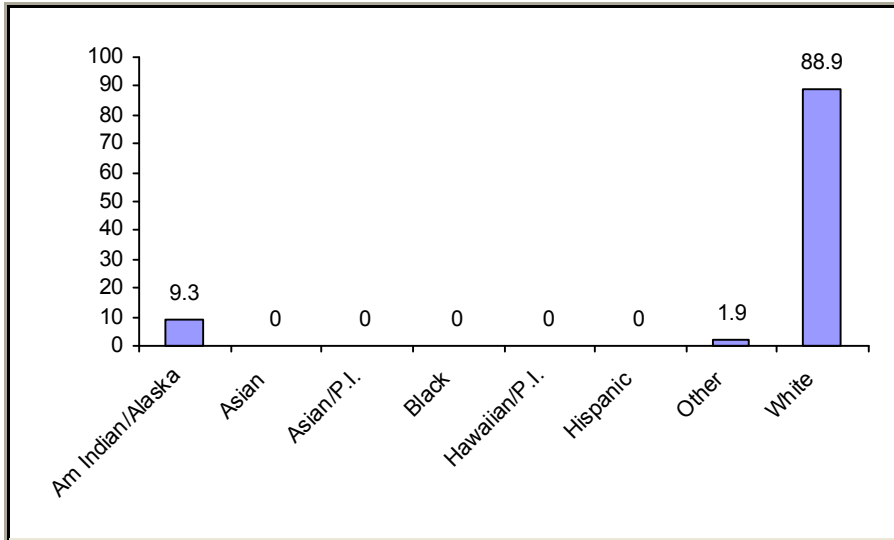
New Tenant-Based Rental Assistance (TBRA): **0 Households**



Tenant-Based Rental Assistance (TBRA) Total: **0 Households**

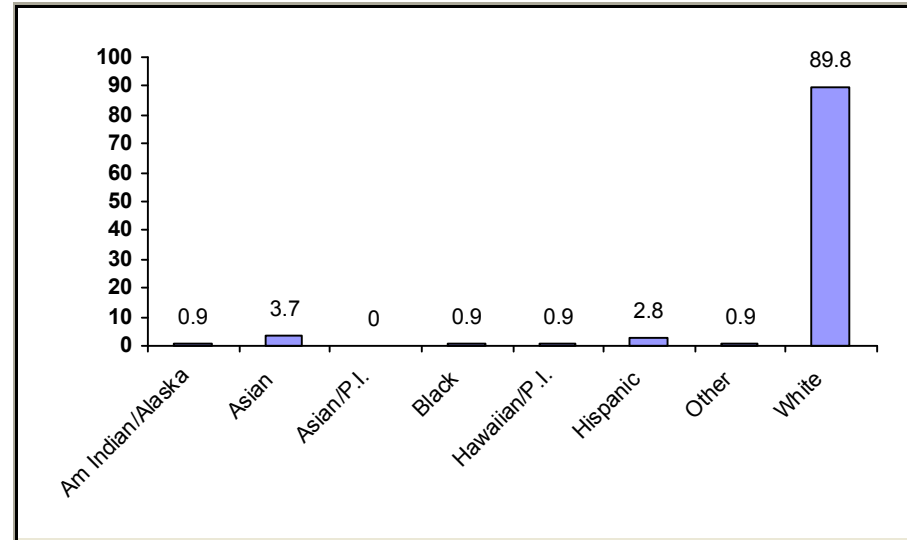
**(3) Production Detail  
Racial/Ethnic Breakout**

**Rental Projects**



Avg. Total Dev. Cost (TDC)\* Per Unit: **\$180,737**

**Homebuyer Projects**



Avg. Total Dev. Cost (TDC)\* Per Unit: **\$134,235**

**Homeowner Rehabilitation Projects**



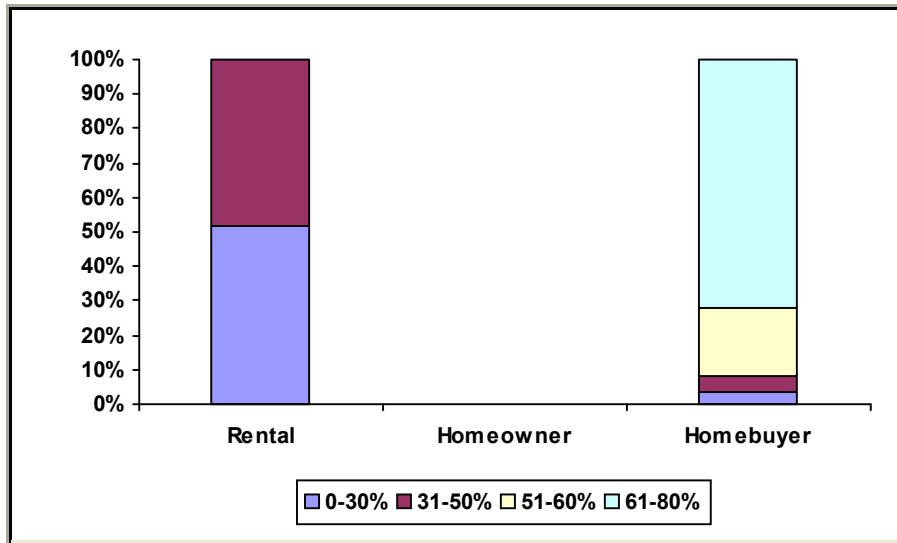
Avg. Total Dev. Cost (TDC)\* Per Unit: **\$0**

\* TDC - Includes all sources of funds

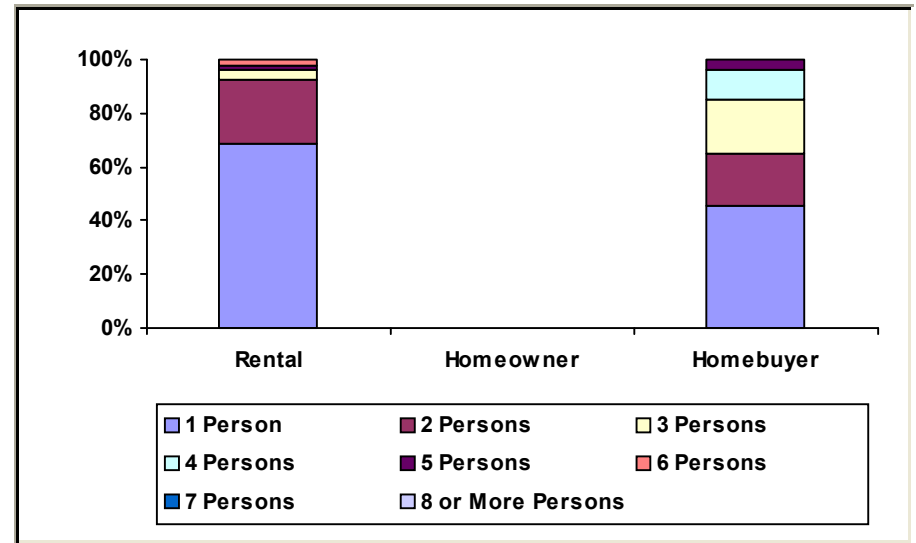
Source: Data entered by HOME Participating Jurisdictions into HUD's Integrated Disbursement and Information System (IDIS)



**b. Income Range Breakout**



**c. Family/Size Breakout**



**d. Household Type Breakout**

