

— HOME Investment Partnerships (HOME) Program —  
**Program Progress Dashboard**



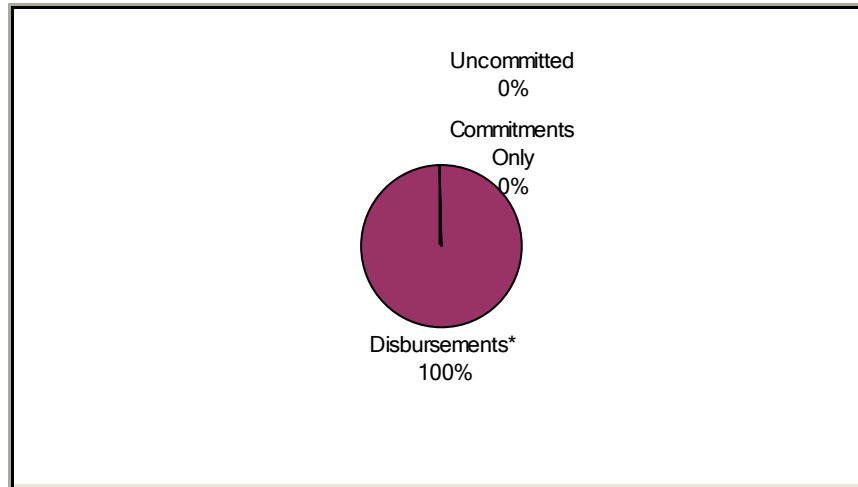
Cumulative as of 12/31/09

Participating Jurisdiction (PJ): **Boulder Consortium, CO**

PJ Since: **1992**

**(1) Status of Funds**

Total HOME Allocations Received: **\$11,859,122**



\* "Disbursements" include previously committed funds.

**(2) Unit Production - Completions**

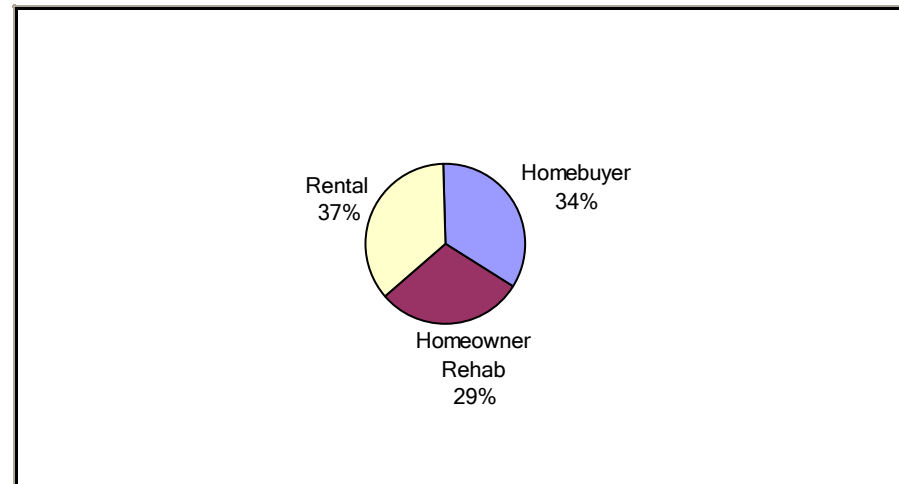
\*\*Last Quarter (April 1 - June 30, 2009):

Net Increase: **0**

Cumulative Since: 1992

Total: **319**

No net increase in reported units.



New Tenant-Based Rental Assistance (TBRA): **12 Households**

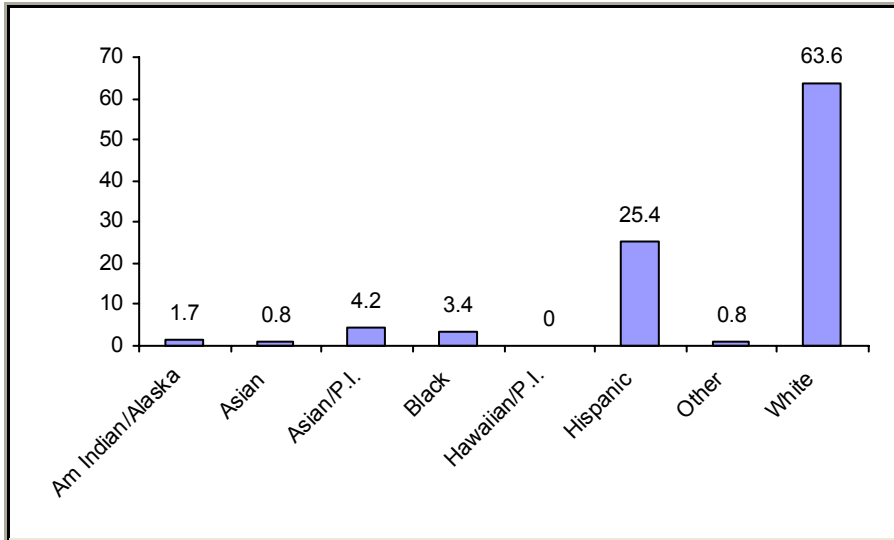
Tenant-Based Rental Assistance (TBRA) Total: **43 Households**

\*\* Due to conversion to IDIS OnLine, data is compared to 6/30/2009 Dashboard Report.

Source: Data entered by HOME Participating Jurisdictions into HUD's Integrated Disbursement and Information System (IDIS)

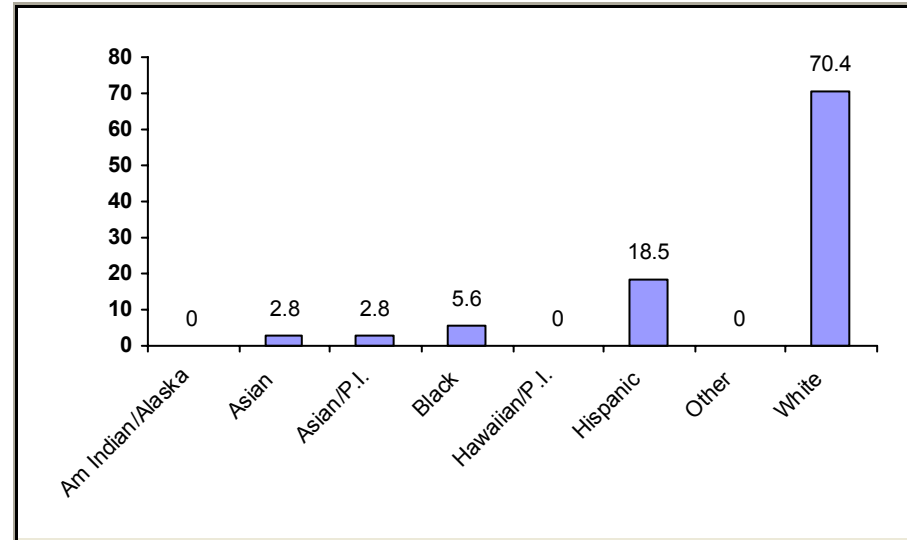
**(3) Production Detail  
Racial/Ethnic Breakout**

**Rental Projects**



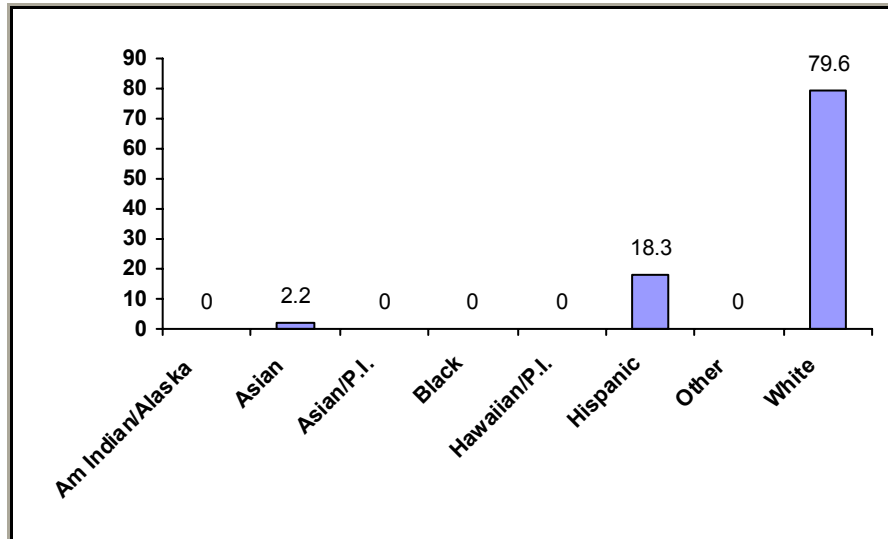
Avg. Total Dev. Cost (TDC)\* Per Unit: **\$43,423**

**Homebuyer Projects**



Avg. Total Dev. Cost (TDC)\* Per Unit: **\$62,969**

**Homeowner Rehabilitation Projects**



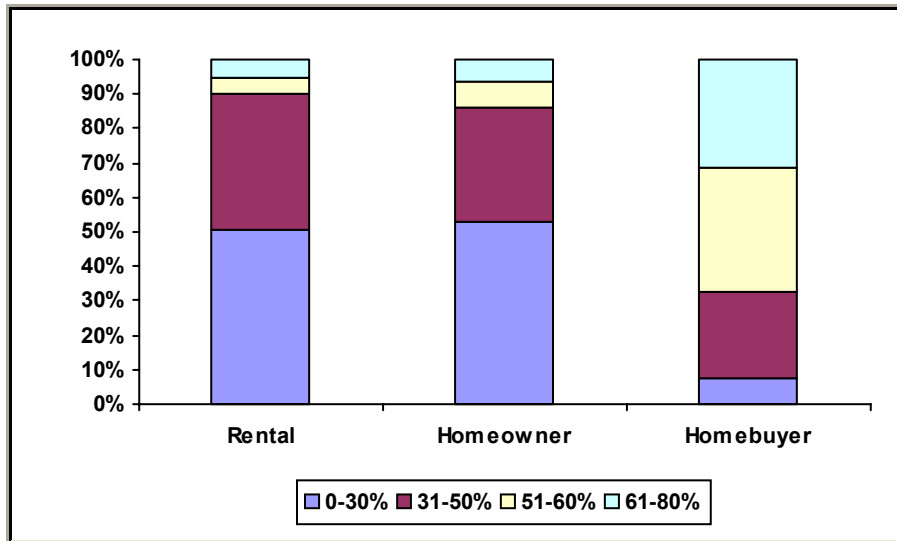
Avg. Total Dev. Cost (TDC)\* Per Unit: **\$3,081**

\* TDC - Includes all sources of funds

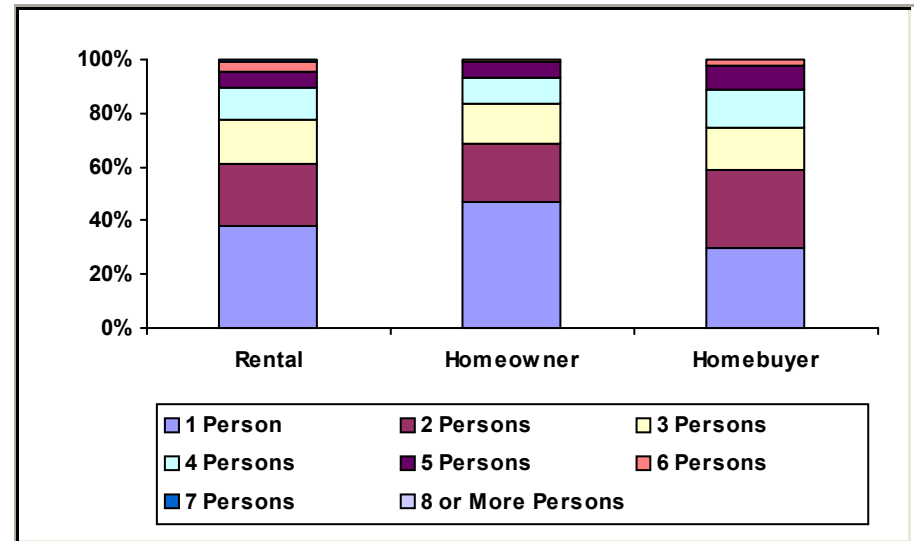
Source: Data entered by HOME Participating Jurisdictions into HUD's Integrated Disbursement and Information System (IDIS)



**b. Income Range Breakout**



**c. Family/Size Breakout**



**d. Household Type Breakout**

