

— HOME Investment Partnerships (HOME) Program —  
**Program Progress Dashboard**



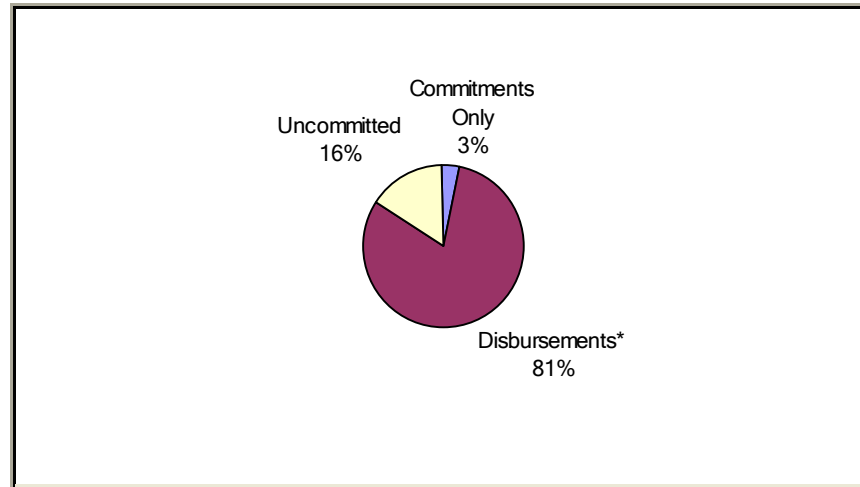
Cumulative as of 09/30/11

Participating Jurisdiction (PJ): **Huntington Beach, CA**

PJ Since: **1992**

**(1) Status of Funds**

Total HOME Allocations Received: **\$13,953,203**



\* "Disbursements" include previously committed funds.

**(2) Unit Production - Completions**

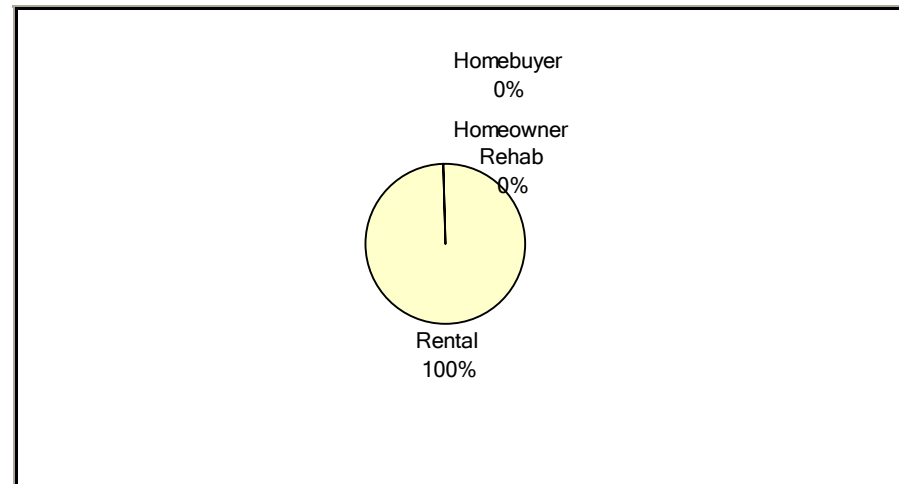
Last Quarter (July 1 - September 30, 2011):

Net Increase: **0**

Cumulative Since: 1992

Total: **205**

No net increase in reported units.

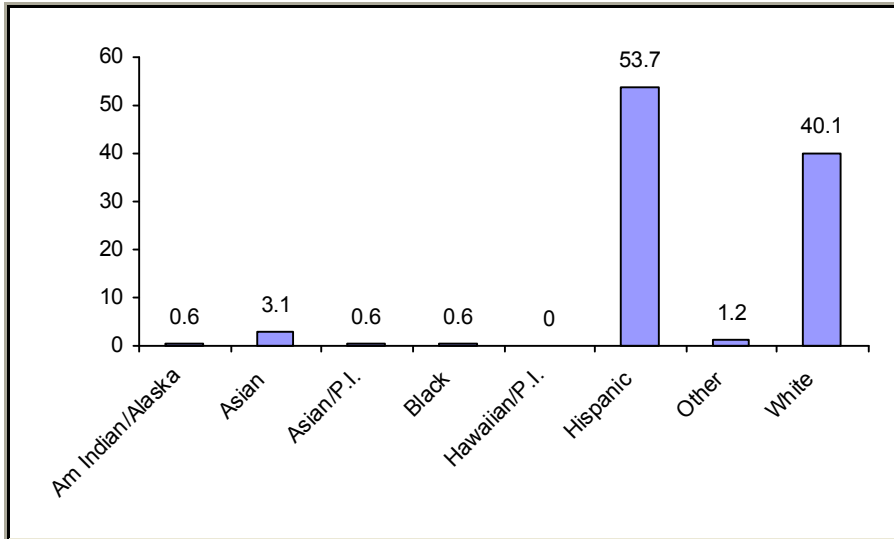


New Tenant-Based Rental Assistance (TBRA): **0 Households**

Tenant-Based Rental Assistance (TBRA) Total: **0 Households**

**(3) Production Detail  
Racial/Ethnic Breakout**

**Rental Projects**



Avg. Total Dev. Cost (TDC)\* Per Unit: **\$128,031**

**Homebuyer Projects**



Avg. Total Dev. Cost (TDC)\* Per Unit: **\$0**

**Homeowner Rehabilitation Projects**



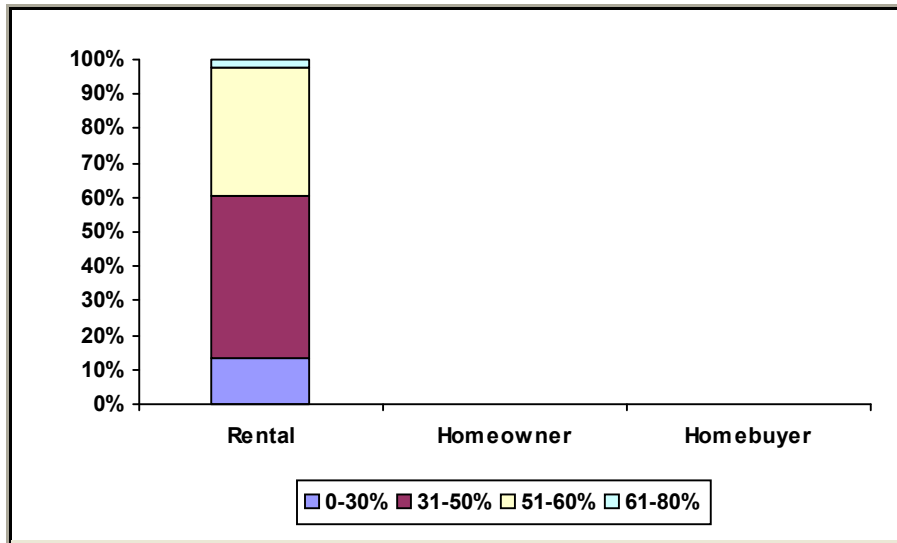
Avg. Total Dev. Cost (TDC)\* Per Unit: **\$0**

\* TDC - Includes all sources of funds

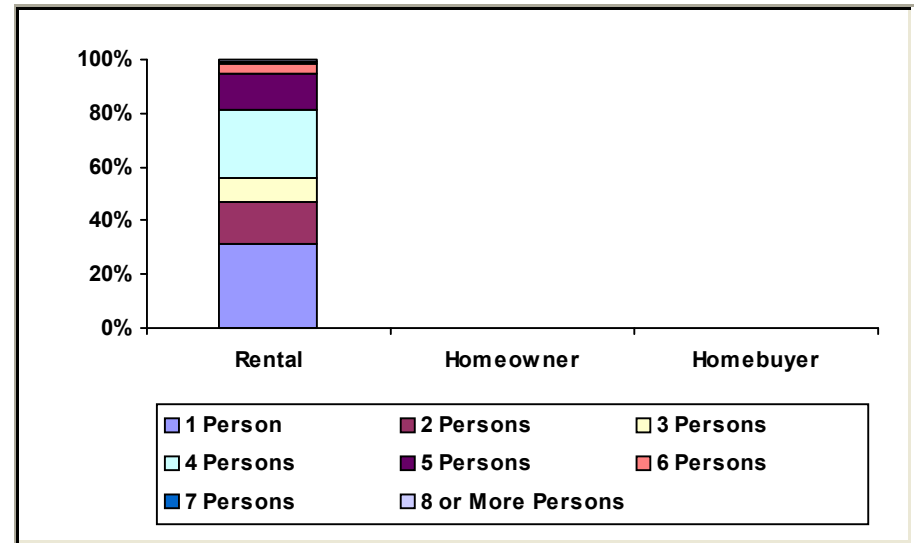
Source: Data entered by HOME Participating Jurisdictions into HUD's Integrated Disbursement and Information System (IDIS)



**b. Income Range Breakout**



**c. Family/Size Breakout**



**d. Household Type Breakout**

